



iSeries

WebSphere® Development Studio:
ILE COBOL Reference Summary

Version 5

SX09-1317-02





iSeries

WebSphere[®] Development Studio:
ILE COBOL Reference Summary

Version 5

SX09-1317-02

Note!

Before using this information and the product it supports, be sure to read the general information under "Notices" on page 137.

Third Edition (May 2001)

This edition applies to Version 5, Release 1, Modification Level 0, of IBM WebSphere Development Studio for iSeries (5722-WDS), ILE COBOL compiler, and to all subsequent releases and modifications until otherwise indicated in new editions.

Changes or additions to the text and illustrations are indicated by a vertical line to the left of the change or addition.

Order publications through your IBM representative or the IBM branch office serving your locality. Publications are not stocked at the address given below.

IBM welcomes your comments. You can send your comments to:

IBM Canada Ltd. Laboratory
Information Development
2G/KB7/1150/TOR
1150 Eglinton Avenue East
North York, Ontario, Canada M3C 1H7

You can also send your comments by facsimile (attention: RCF Coordinator), or you can send your comments electronically to IBM. See "How to Send Your Comments" for a description of the methods.

When you send information to IBM, you grant IBM a nonexclusive right to use or distribute the information in any way it believes appropriate without incurring any obligation to you.

© Copyright International Business Machines Corporation 1993, 2001. All rights reserved.

US Government Users Restricted Rights – Use, duplication or disclosure restricted by GSA ADP Schedule Contract with IBM Corp.

Contents

About This Summary	v
Who Should Use This Summary	v
Prerequisite and Related Information	v
ILE COBOL Syntax Notation	vii
How to Read the Syntax Diagrams	ix
IBM Extensions.	xiii
Documentary Syntax.	xv
CL Entry Codes	xvii
Industry Standard.	xix
Chapter 1. Creating Module and Program Objects	1
CRTCBMOD Command Syntax	1
CRTBNDCBL Command Syntax	4
PROCESS Statement	8
Chapter 2. COBOL Source Program—General Structure	15
Chapter 3. Identification Division	17
Chapter 4. Environment Division	19
Configuration Section	20
SOURCE-COMPUTER Paragraph	20
OBJECT-COMPUTER Paragraph	20
SPECIAL-NAMES Paragraph	20
Input-Output Section	25
FILE-CONTROL Paragraph	25
I-O-CONTROL Paragraph	29
Chapter 5. Data Division	33
File Section	33
Working-Storage Section	40
Linkage Section	45
Chapter 6. Procedure Division.	47
Procedure Division Statements	49
ACCEPT Statement	49
ACQUIRE Statement	53
ADD Statement	53
ALTER Statement	54
CALL Statement	54
CANCEL Statement	58
CLOSE Statement	59
COMMIT Statement	59
COMPUTE Statement	59

CONTINUE Statement	60
DELETE Statement	60
DISPLAY Statement	60
DIVIDE Statement	63
DROP Statement.	65
ENTER Statement	65
EVALUATE Statement.	65
EXIT Statement	66
EXIT PROGRAM Statement	66
GOBACK Statement	67
GO TO Statement	67
IF Statement	67
INITIALIZE Statement.	68
INSPECT Statement	68
MERGE Statement	71
MOVE Statement	72
MULTIPLY Statement	72
OPEN Statement	73
PERFORM Statement	74
READ Statement	75
RELEASE Statement	79
RETURN Statement	80
REWRITE Statement	80
ROLLBACK Statement	81
SEARCH Statement.	81
SET Statement	82
SORT Statement	85
START Statement	86
STOP Statement	87
STRING Statement	87
SUBTRACT Statement.	87
UNSTRING Statement.	88
WRITE Statement	89
Intrinsic Functions	92
Function-Identifier	93
ACOS Function	93
ADD-DURATION Function	93
ASIN Function	93
ATAN Function	93
CHAR Function	94
CONVERT-DATE-TIME Function	94
COS Function	94
CURRENT-DATE Function	94
DATE-OF-INTEGGER Function	94
DAY-OF-INTEGGER Function	94
DATE-TO-YYYYMMDD Function	95
DAY-TO-YYYYDDD Function	95
EXTRACT-DATE-TIME Function	95
FIND-DURATION Function	95
INTEGGER-OF-DATE Function	96
INTEGGER-OF-DAY Function.	96
LENGTH Function	96
LOCALE-DATE Function.	96
LOCALE-TIME Function	96
LOG Function	96
LOG10 Function.	97

LOWER-CASE Function	97
MEAN Function	97
NUMVAL Function	97
NUMVAL-C Function	98
ORD Function	98
REVERSE Function	98
SIN Function	99
SQRT Function	99
SUBTRACT-DURATION Function	99
TAN Function	99
TEST-DATE-TIME Function	99
UPPER-CASE Function	100
WHEN-COMPILED Function	100
YEAR-TO-YYYY Function	100

Chapter 7. Conditional Expressions 101

Chapter 8. Qualifying Data Reference Formats 105

Qualification	105
Reference Modification	106
Subscripting	107

Chapter 9. Compiler-Directing Statements 109

CONTROL Statement	109
COPY Statement	109
EJECT Statement	111
REPLACE Statement	111
SKIP Statement	111
TITLE Statement	111

USE Statement	112
-------------------------	-----

Chapter 10. Symbols, Names, and Figurative Constants 113

Assignment-Names in the ASSIGN Clause	114
Environment-Names in the SPECIAL-NAMES Paragraph	114
Figurative Constants	115

Chapter 11. File Structure Support Summary and Status Key Values . . . 117

File Structure Support Tables	117
File Status Key Values and Meanings	122

Chapter 12. ILE COBOL Function-Name and Context-Sensitive Word List 129

Visual Key	129
Function-Names	129
Context-Sensitive Words	129

Chapter 13. ILE COBOL Reserved Word List 131

Visual Key	131
Reserved Words	131

Notices 137

Programming Interface Information	137
Trademarks and Service Marks	137
Acknowledgements	138

About This Summary

This summary contains all the COBOL statements and related information you may need to refer to when programming in the Integrated Language Environment (ILE) COBOL language.

Before using this summary, you should have a basic understanding of the ILE COBOL language and of the Operating System/400[®] (OS/400) operating system Control Language (CL).

Who Should Use This Summary

This publication is for programmers familiar with the COBOL language. The purpose of this publication is to summarize the formats of the COBOL language as it is used on the ILE COBOL compiler.

In order to use this summary effectively, you should be familiar with the *ILE COBOL Programmer's Guide* and the *ILE COBOL Reference*. If you need reference information for the Control Language, see the *CL and APIs* section of the *Programming* category in the **iSeries 400 Information Center**. You should also be familiar with data management concepts, which are described in the *Database and File Systems* category in the **iSeries 400 Information Center**. The **Information Center** is located at <http://www.ibm.com/eserver/series/infocenter>.

Prerequisite and Related Information

Use the iSeries Information Center as your starting point for looking up iSeries and AS/400e technical information. You can access the Information Center in two ways:

- From the following Web site:

<http://www.ibm.com/eserver/series/infocenter>

- From CD-ROMs that ship with your Operating System/400 order:

iSeries Information Center, SK3T-4091-00. This package also includes the PDF versions of iSeries manuals, *iSeries Information Center: Supplemental Manuals*, SK3T-4092-00, which replaces the Softcopy Library CD-ROM.

The iSeries Information Center contains advisors and important topics such as CL commands, system application programming interfaces (APIs), logical partitions, clustering, Java[™], TCP/IP, Web serving, and secured networks. It also includes links to related IBM[®] Redbooks and Internet links to other IBM Web sites such as the Technical Studio and the IBM home page.

ILE COBOL Syntax Notation

ILE COBOL basic formats are presented in a uniform system of syntax notation. This notation, designed to assist you in writing COBOL source statements, is explained in the following paragraphs:

- COBOL keywords and optional words appear in uppercase letters; for example:

`MOVE`

They must be spelled exactly as shown. If any keyword is missing, the compiler considers it as an error.

- Variables representing user-supplied names or values appear in all lowercase italic letters; for example:

parm

- For easier text reference, some words are followed by a hyphen and a digit or a letter, as in:

identifier-1

This suffix does not change the syntactical definition of the word.

- If punctuation marks, parentheses, arithmetic operators, logical operators, or such symbols are shown, they must be entered as part of the syntax.
- Arithmetic and logical operators (+, -, *, /, **, >, <, =, ≥, and ≤) are *special character* reserved words. For a complete listing of reserved ILE COBOL words, see “Chapter 13. ILE COBOL Reserved Word List” on page 131.

How to Read the Syntax Diagrams

Throughout this book, syntax is described using the structured defined below.

- Read the syntax diagrams from left to right, from top to bottom, following the path of the line:
 - ▶▶— indicates the beginning of a statement.
 - ▶ indicates that the statement syntax is continued on the next line.
 - ▶— indicates that a statement is continued from the previous line.
 - ▶◀ indicates the end of a statement.


Diagrams of syntactical units other than statements, such as clauses, phrases, and paragraphs, also start with the ▶▶— symbol and end with the —▶◀ symbol.

Note: Statements within a diagram of an entire paragraph will not start with ▶▶— and end with —▶◀ unless their beginning or ending coincides with that of the paragraph.

- Required items appear on the horizontal line (the main path).



- Optional items appear below the main path.



- When you can choose from two or more items, they appear vertically, in a stack. If you must choose one of the items, one item of the stack appears on the main path.



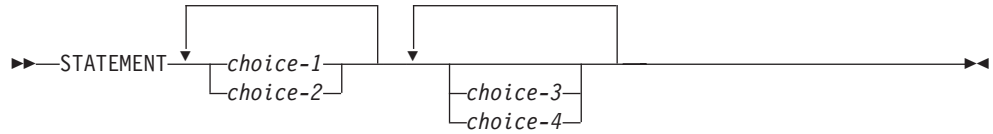
If choosing one of the items is optional, the entire stack appears below the main path.



- An arrow returning to the left above an item indicates that the item can be repeated.



A repeat arrow above a stack of required or optional choices indicates that you can make more than one choice from the stacked items, or repeat a single choice.



- A syntax fragment is delimited in the main syntax diagram by a set of vertical lines. The corresponding definition of the fragment begins with the name of the fragment followed by the syntax, which starts and ends with a vertical line.

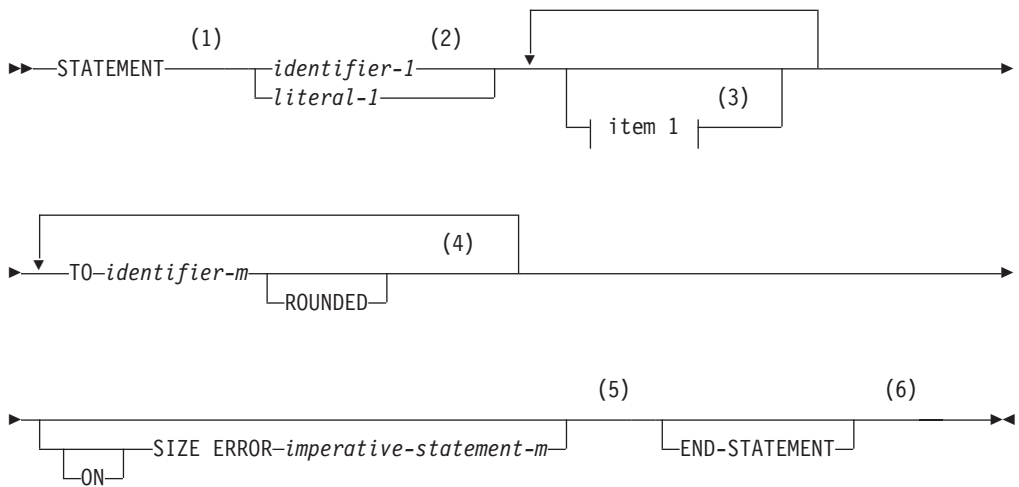


fragment:



The following example shows how the syntax is used:

Format



item 1:



Notes:

- 1 The STATEMENT key word must be specified and coded as shown.
- 2 This operand is required. Either identifier-1 or literal-1 must be coded.
- 3 The item 1 fragment is optional; it can be coded or not, as required by the application. If item 1 is coded, it can be repeated with each entry separated by one or more COBOL separators. Entry selections allowed for this fragment are described at the bottom of the diagram.
- 4 The operand identifier-m and associated TO key word are required and can be repeated with one or more COBOL separators separating each entry. Each entry can be assigned the key word ROUNDED.
- 5 The ON SIZE ERROR phrase with associated imperative-statement-m are optional. If the ON SIZE ERROR phrase is coded, the key word ON is optional.
- 6 The END-STATEMENT key word can be coded to end the statement. It is not a required delimiter.

IBM Extensions

An IBM extension generally modifies a rule or restriction that immediately precedes it. The standard is presented first, because some programmers use the ILE COBOL language without IBM extensions. The extensions are then presented for those who **do** use them.

Clauses and statements illustrated within syntax diagrams that are ILE COBOL language extensions to the American National Standards Institute (ANSI) standard *X3.23b-1993, American National Standard for Information Systems - Programming Language - COBOL* are identified by footnotes.

┌ **IBM Extension** _____

ILE COBOL language extensions to ANSI X3.23b-1993 COBOL that are part of the text description are enclosed in IBM Extension bars, like this paragraph.

└ **End of IBM Extension** _____

Documentary Syntax

Some COBOL clauses and statements are syntax checked and treated as documentation by the ILE COBOL compiler. Such clauses and statements are identified with a footnote in syntax diagrams.

CL Entry Codes

The code that appears in the upper right corner of each CL syntax diagram contains the entry codes that specify the environment in which the command can be entered. The codes indicate whether or not the command can be:

- Used in a batch or interactive job (outside a compiled program; Job:B or I)
- Used in a batch or interactive compiled program (Pgm:B or I)
- Used in a batch or interactive REXX procedure (REXX:B or I)
- Used as a parameter for the CALL CL command, or passed as a character string to the system program QCMDEXC (Exec).

Industry Standard

Standard COBOL refers to the COBOL programming language as defined in the document entitled American National Standard for Information Systems - Programming Language - COBOL, ANSI X3.23-1985, ISO 1989:1985, updated with the content of the following documents, in the order they are listed:

- ANSI X3.23a-1989, American National Standard for Information Systems - Programming Language - Intrinsic Function Module for COBOL and ISO 1989:1985/ Amd.1:1992
- Programming Languages - COBOL, AMENDMENT 1: Intrinsic function module
- ANSI X3.23b-1993, American National Standard for Information Systems - Programming Language - Correction Amendment for COBOL
- ISO/IEC 1989 DAM2 Programming Languages - COBOL, AMENDMENT 2: Correction and clarification amendment for COBOL.

From this point on, the term Standard COBOL will be used to refer to the ANSI standard just described.

Chapter 1. Creating Module and Program Objects

Use the CRTCBMOD (Create COBOL Module) command to create one or more module objects from ILE COBOL source members. Use the CRTPGM (Create Program) command to bind the module objects created by the CRTCBMOD command into one or more program objects.

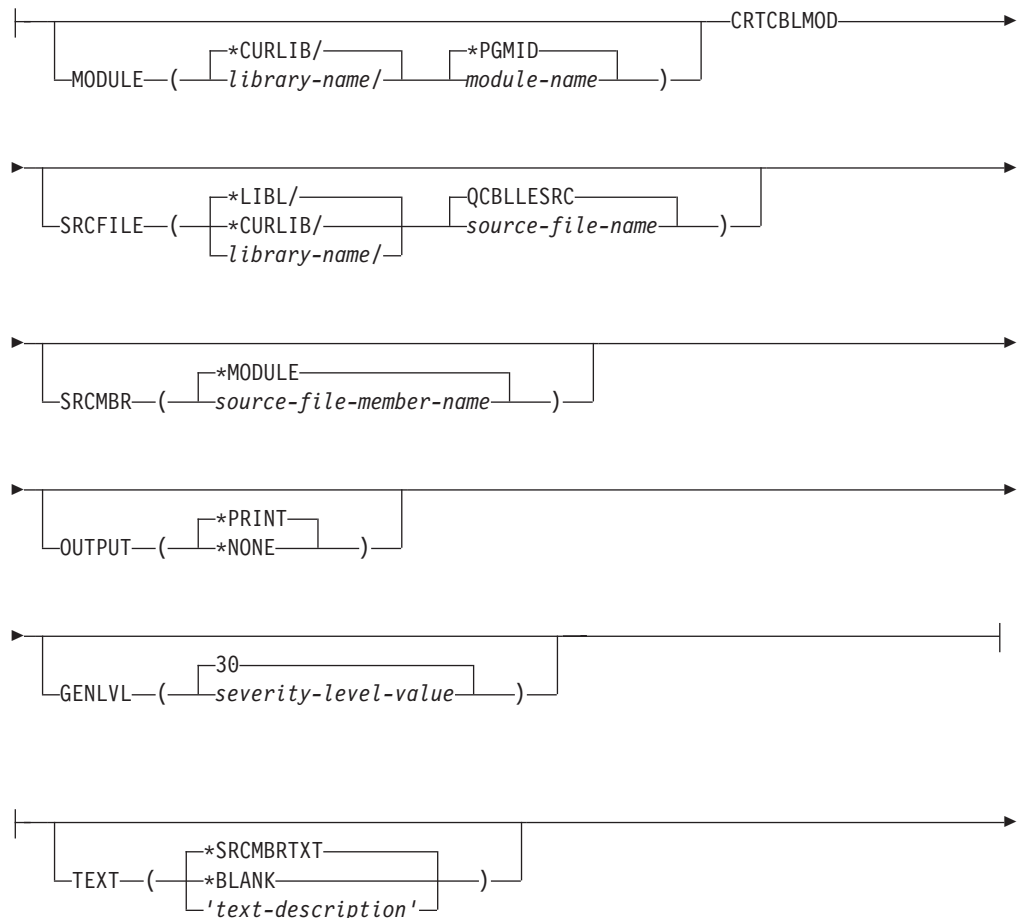
Use the CRTBNDCBL (Create Bound COBOL) command to create one or more program objects directly from ILE COBOL source members.

You can use the PROCESS statement in your source member to override the options specified for the CRTCBMOD or CRTBNDCBL command. The options of the PROCESS statement are covered in "PROCESS Statement" on page 8.

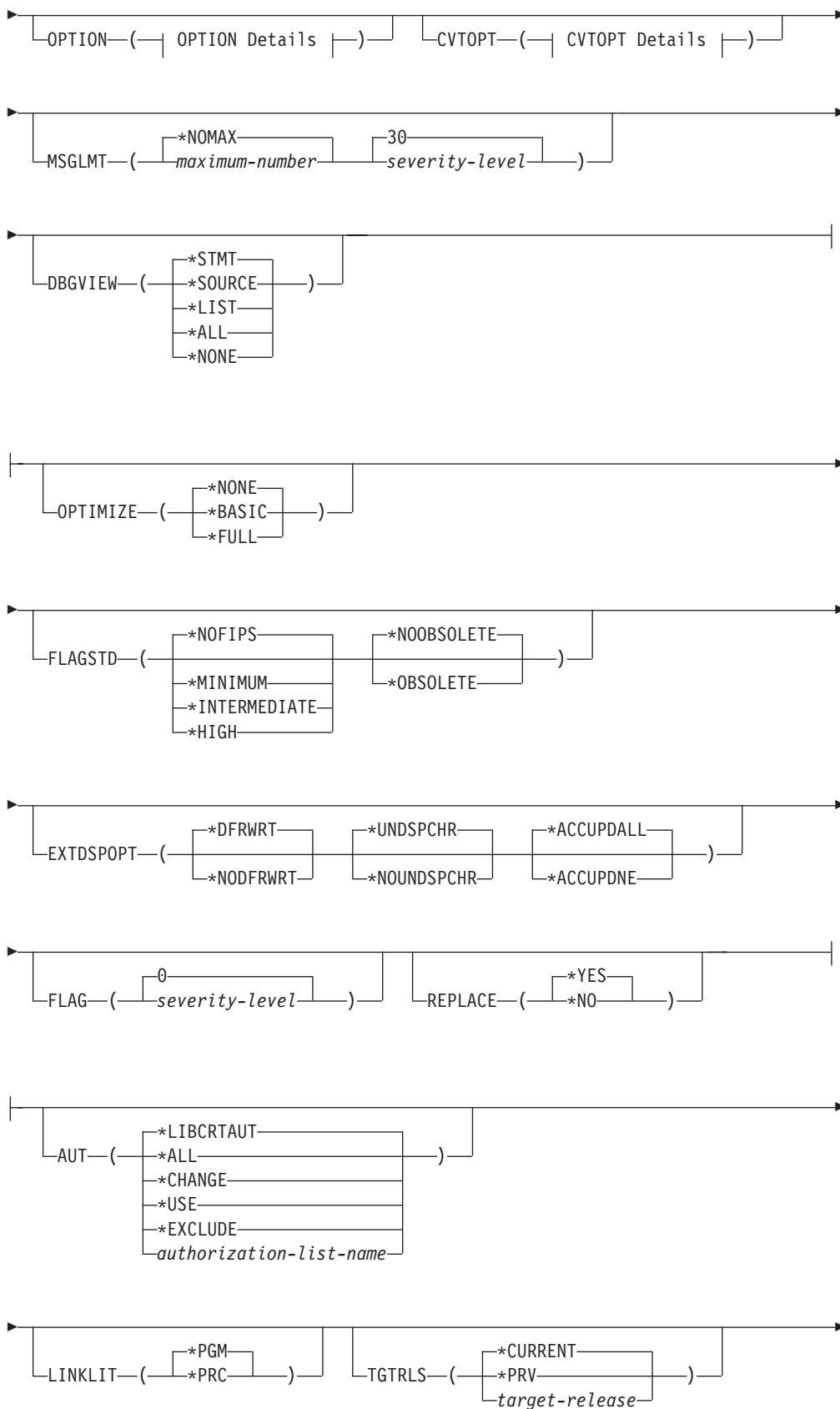
CRTCBMOD Command Syntax

The following diagram shows the syntax of the CRTCBMOD command:

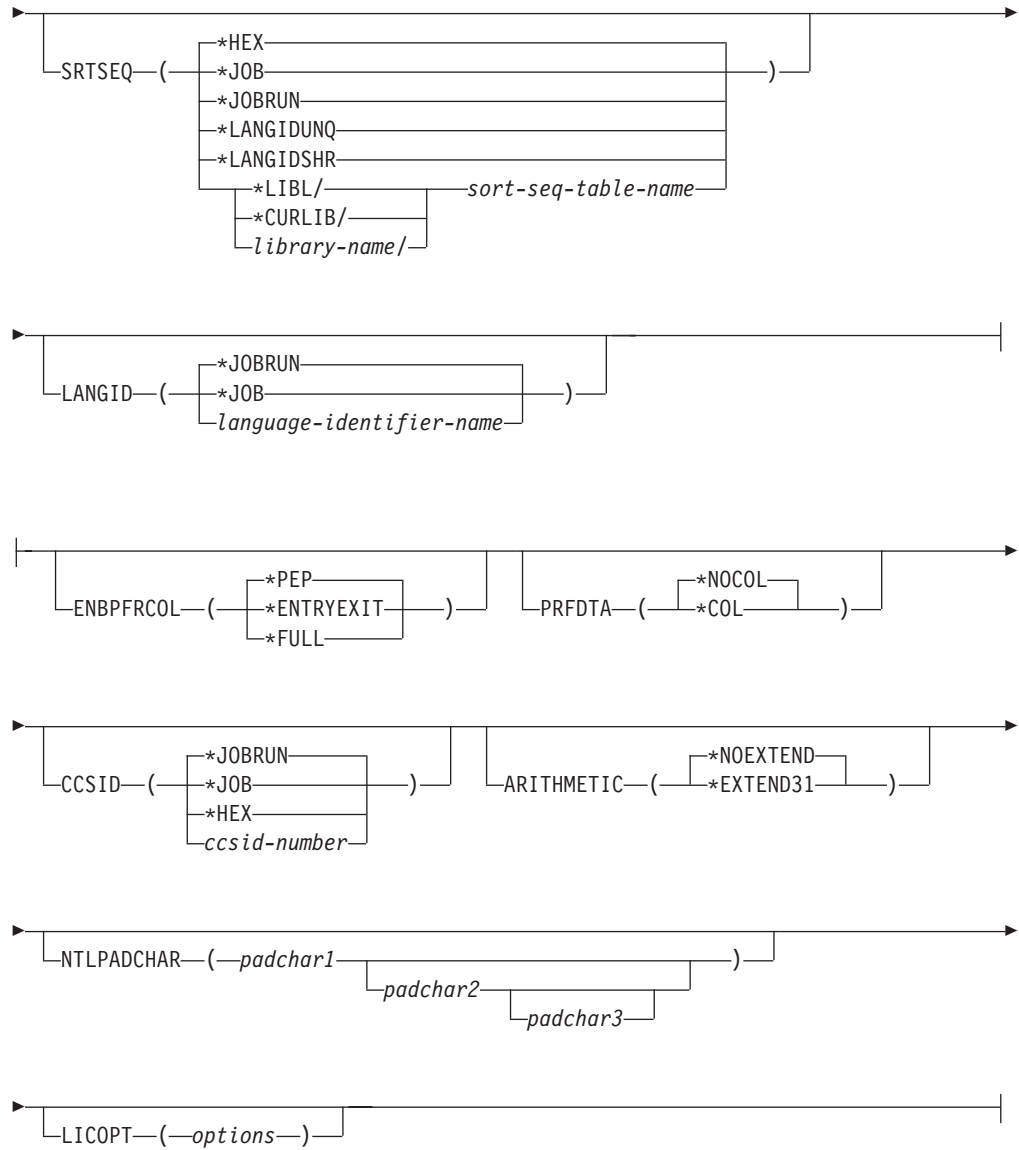
CRTCBMOD Command—Format



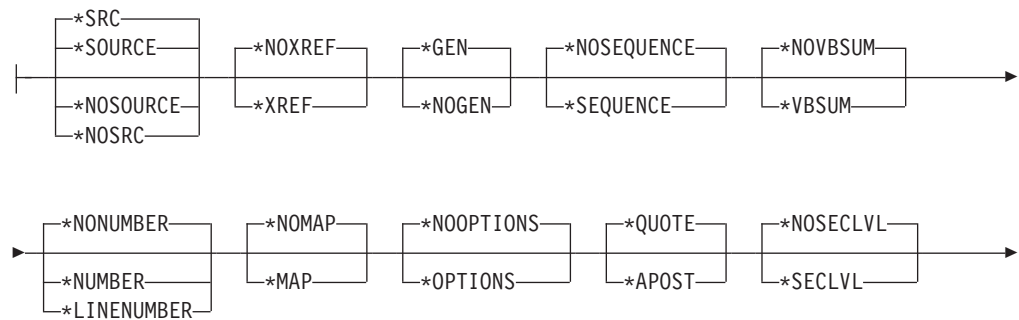
Creating Module and Program Objects



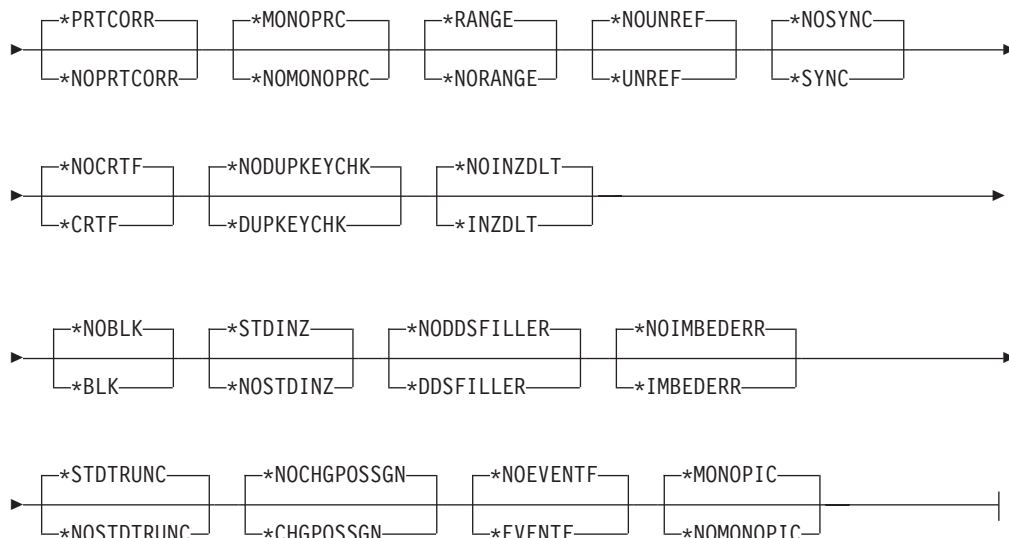
Creating Module and Program Objects



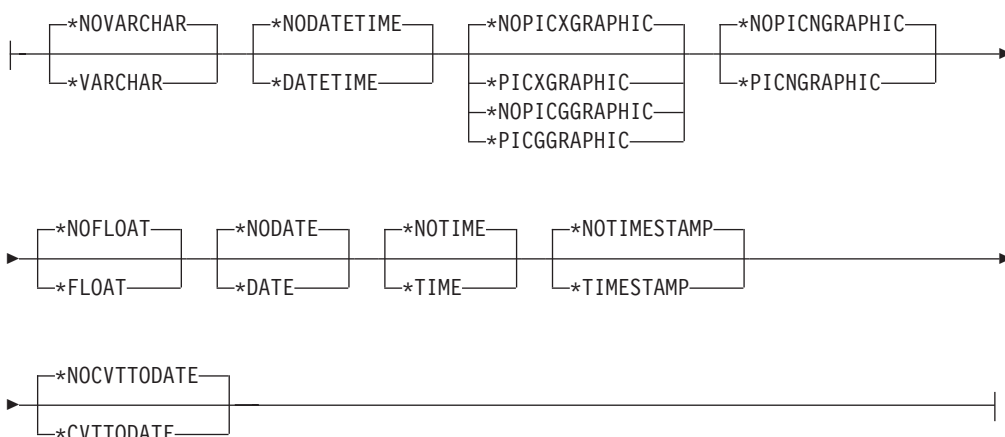
OPTION Details:



Creating Module and Program Objects



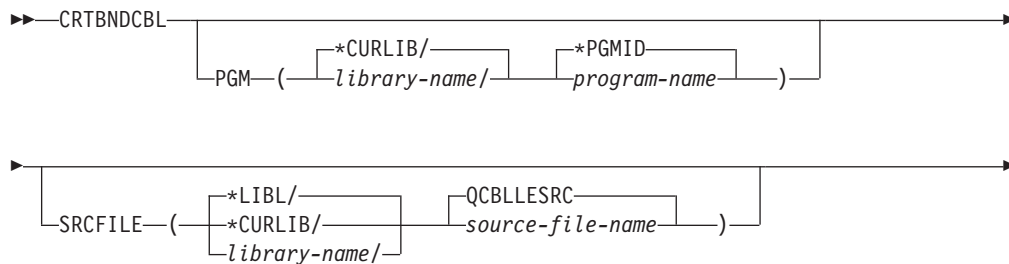
CVTOPT Details:



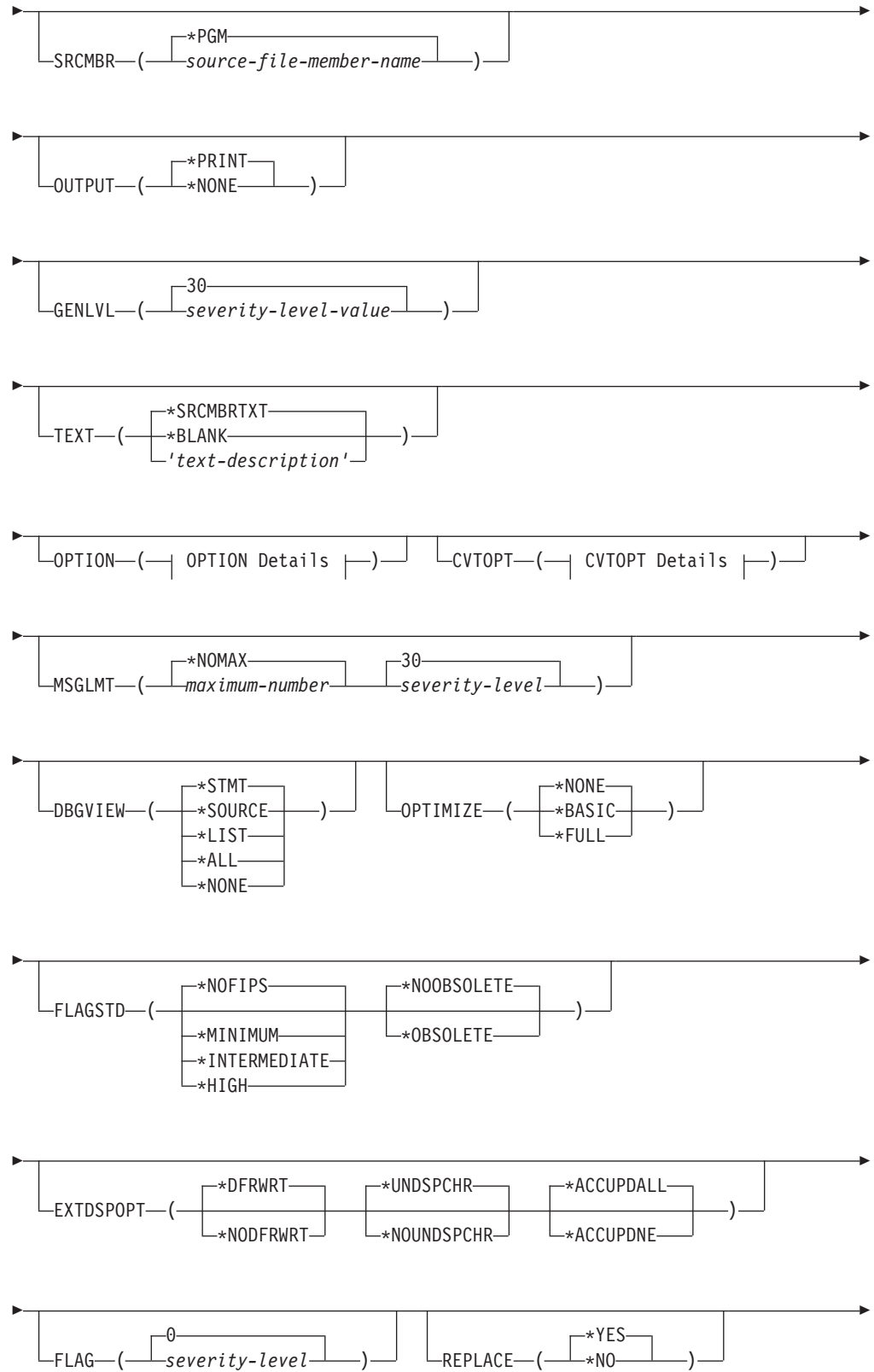
CRTBNDCBL Command Syntax

The following diagram shows the syntax of the CRTBNDCBL command:

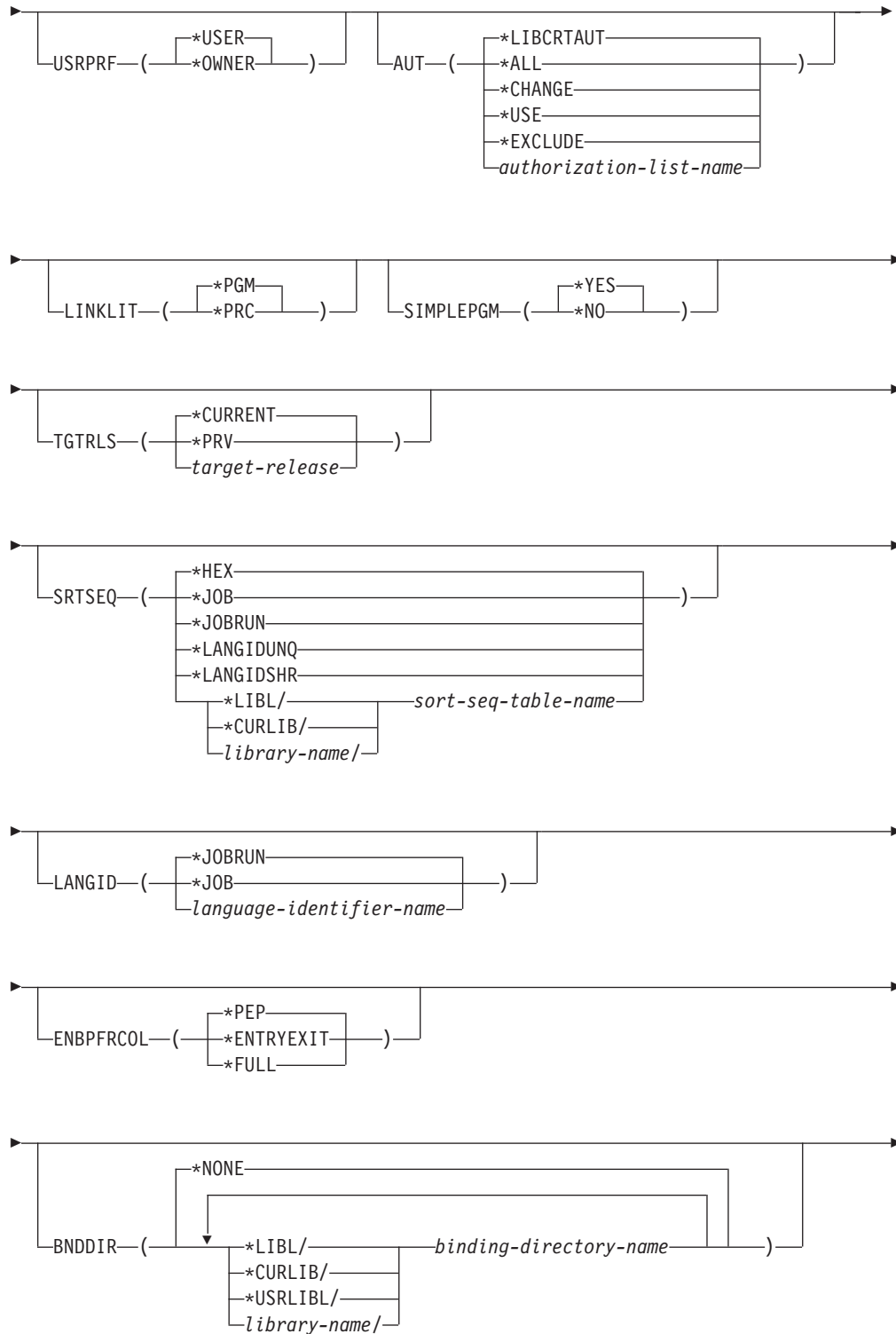
CRTBNDCBL Command - Format



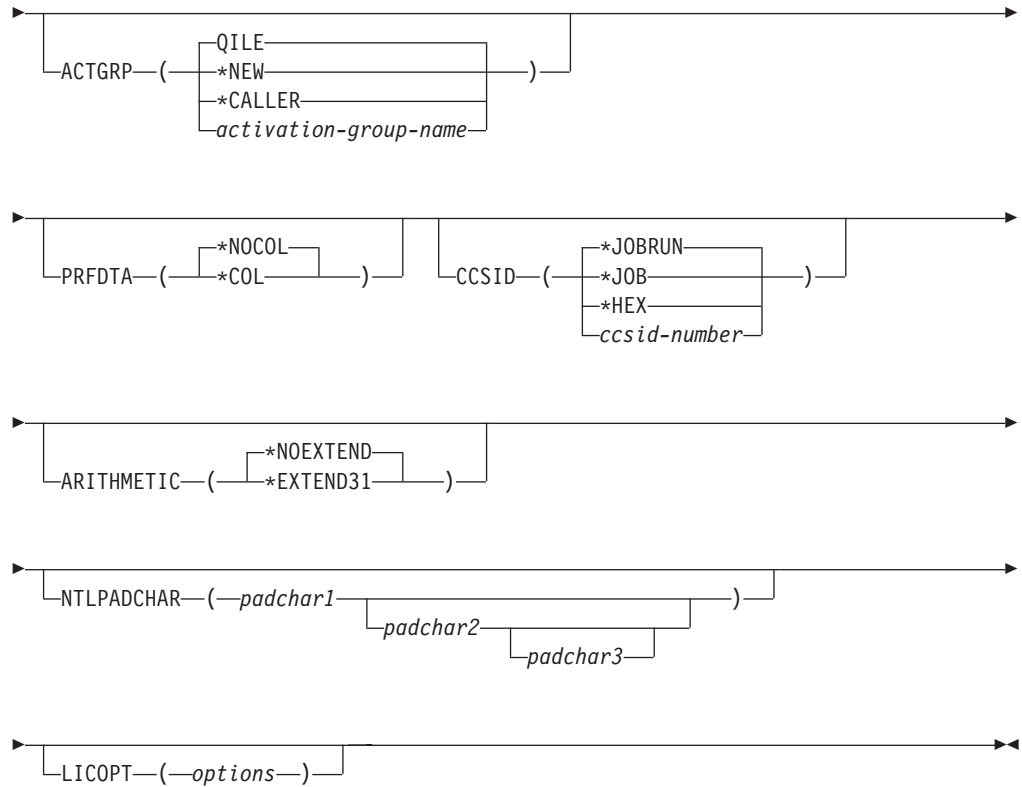
Creating Module and Program Objects



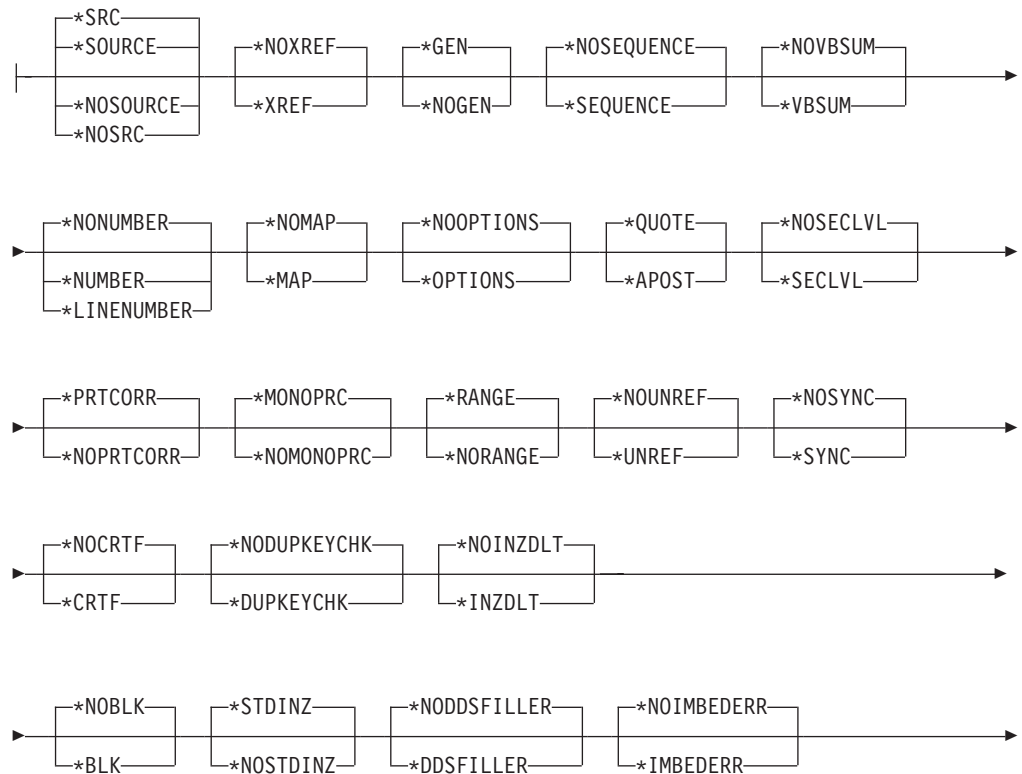
Creating Module and Program Objects



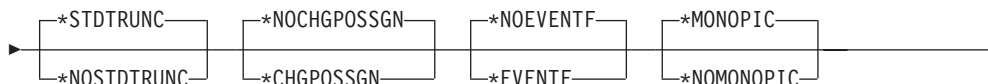
Creating Module and Program Objects



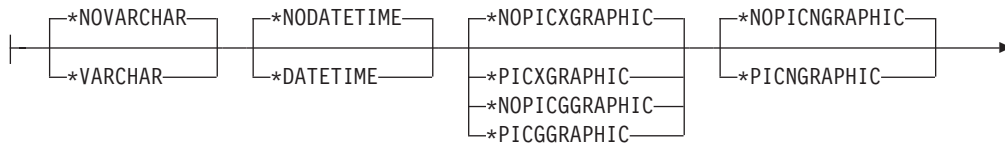
OPTION Details:



Creating Module and Program Objects



CVTOPT Details:



PROCESS Statement

The syntax of the PROCESS statement is:



PROCESS Statement Options	CRTCBLMOD/CRTBND CBL
	OUTPUT Parameter Options
<u>OUTPUT</u> NOOUTPUT	* <u>PRINT</u> *NONE

PROCESS Statement Option	CRTCBLMOD/CRTBND CBL
	GENLVL Parameter Option
GENLVL(nn)	nn

PROCESS Statement Options	CRTCBLMOD/CRTBND CBL
	OPTION Parameter Options
<u>SOURCE</u> <u>SRC</u> NOSOURCE NOSRC	* <u>SOURCE</u> * <u>SRC</u> *NOSOURCE *NOSRC
<u>NOXREF</u> XREF	* <u>NOXREF</u> *XREF

Creating Module and Program Objects

PROCESS Statement Options	CRTCBLMOD/CRTBNDCBL
	OPTION Parameter Options
<u>GEN</u> NOGEN	* <u>GEN</u> *NOGEN
<u>NOSEQUENCE</u> SEQUENCE	* <u>NOSEQUENCE</u> *SEQUENCE
<u>NOVBSUM</u> VBSUM	* <u>NOVBSUM</u> *VBSUM
<u>NONUMBER</u> NUMBER LINENUMBER	* <u>NONUMBER</u> *NUMBER *LINENUMBER
<u>NOMAP</u> MAP	* <u>NOMAP</u> *MAP
<u>NOOPTIONS</u> OPTIONS	* <u>NOOPTIONS</u> *OPTIONS
<u>QUOTE</u> APOST	* <u>QUOTE</u> *APOST
<u>NOSECLVL</u> SECLVL	* <u>NOSECLVL</u> *SECLVL
<u>PRTCORR</u> NOPRTCORR	* <u>PRTCORR</u> *NOPRTCORR
<u>MONOPRC</u> NOMONOPRC	* <u>MONOPRC</u> *NOMONOPRC
<u>RANGE</u> NORANGE	* <u>RANGE</u> *NORANGE
<u>NOUNREF</u> UNREF	* <u>NOUNREF</u> *UNREF
<u>NOSYNC</u> SYNC	* <u>NOSYNC</u> *SYNC
<u>NOCRTF</u> CRTF	* <u>NOCRTF</u> *CRTF
<u>NODUPKEYCHK</u> DUPKEYCHK	* <u>NODUPKEYCHK</u> *DUPKEYCHK
<u>NOINZDLT</u> INZDLT	* <u>NOINZDLT</u> *INZDLT
<u>NOBLK</u> BLK	* <u>NOBLK</u> *BLK
<u>STDINZ</u> NOSTDINZ	* <u>STDINZ</u> *NOSTDINZ
<u>NODDSFILLER</u> DDSFILLER	* <u>NODDSFILLER</u> *DDSFILLER
Not applicable	* <u>NOIMBEDERR</u> *IMBEDERR
<u>STDTRUNC</u> NOSTDTRUNC	* <u>STDTRUNC</u> *NOSTDTRUNC
<u>CHGPOSSGN</u> NOCHGPOSSGN	* <u>CHGPOSSGN</u> *NOCHGPOSSGN
Not applicable	* <u>NOEVENTF</u> *EVENTF

Creating Module and Program Objects

PROCESS Statement Options	CRTCBLMOD/CRTBNDCBL
	OPTION Parameter Options
<u>MONOPIC</u> NOMONOPIC	* <u>MONOPIC</u> *NOMONOPIC

PROCESS Statement Options	CRTCBLMOD/CRTBNDCBL
	CVTOPT Parameter Options
<u>NOVARCHAR</u> VARCHAR	* <u>NOVARCHAR</u> *VARCHAR
<u>NODATETIME</u> DATETIME	* <u>NODATETIME</u> *DATETIME
<u>NOCVPICXGRAPHIC</u> CVTPICXGRAPHIC CVTPICGGRAPHIC NOCVTPICGGRAPHIC	* <u>NOPIXGRAPHIC</u> *PICXGRAPHIC *PICGGRAPHIC *NOPIXGGRAPHIC
<u>NOCVPICNGRAPHIC</u> CVTPICNGRAPHIC	* <u>NOPIXNGRAPHIC</u> *PICNGRAPHIC
<u>NOFLOAT</u> FLOAT	* <u>NOFLOAT</u> *FLOAT
<u>NODATE</u> DATE	* <u>NODATE</u> *DATE
<u>NOTIME</u> TIME	* <u>NOTIME</u> *TIME
<u>NOTIMESTAMP</u> TIMESTAMP	* <u>NOTIMESTAMP</u> *TIMESTAMP
<u>NOCVTTODATE</u> CVTTODATE	* <u>NOCVTTODATE</u> *CVTTODATE

PROCESS Statement Options	CRTCBLMOD/CRTBNDCBL
	OPTIMIZE Parameter Options
<u>NOOPTIMIZE</u> BASICOPT FULLOPT	* <u>NONE</u> *BASIC *FULL

PROCESS Statement Options	CRTCBLMOD/CRTBNDCBL
	FLAGSTD Parameter Options
<u>NOFIPS</u> MINIMUM INTERMEDIATE HIGH	* <u>NOFIPS</u> *MINIMUM *INTERMEDIATE *HIGH
<u>NOOBSOLETE</u> OBSOLETE	* <u>NOOBSOLETE</u> *OBSOLETE

PROCESS Statement Options EXTDSPOPT(a b c)	CRTCBLMOD/CRTBNDCBL
	EXTDSPOPT Parameter Options
<u>DFRWRT</u> NODFRWRT	* <u>DFRWRT</u> *NODFRWRT

Creating Module and Program Objects

PROCESS Statement Options EXTDSPOPT(<i>a b c</i>)	CRTCBLMOD/CRTBNDCBL
	EXTDSPOPT Parameter Options
<u>UNDSPCHR</u> NOUNDSPCHR	* <u>UNDSPCHR</u> *NOUNDSPCHR
<u>ACCUPDALL</u> ACCUPDNE	* <u>ACCUPDALL</u> *ACCUPDNE

PROCESS Statement Option	CRTCBLMOD/CRTBNDCBL
	FLAG Parameter Option
FLAG(nn)	nn

PROCESS Statement Options	CRTCBLMOD/CRTBNDCBL
	LINKLIT Parameter Options
<u>LINKPGM</u> LINKPRC	* <u>PGM</u> *PRC

PROCESS Statement Options SRTSEQ(<i>a</i>)	CRTCBLMOD/CRTBNDCBL
	SRTSEQ Parameter Options
<u>HEX</u> JOB JOBRUN LANGIDUNQ LANGIDSHR "LIBL/sort-seq-table-name" "CURLIB/sort-seq-table-name" "library-name/sort-seq-table-name" "sort-seq-table-name"	* <u>HEX</u> *JOB *JOBRUN *LANGIDUNQ *LANGIDSHR *LIBL/sort-seq-table-name *CURLIB/sort-seq-table-name library-name/sort-seq-table-name sort-seq-table-name

PROCESS Statement Options LANGID(<i>a</i>)	CRTCBLMOD/CRTBNDCBL
	LANGID Parameter Options
<u>JOBRUN</u> JOB "language-identifier-name"	* <u>JOBRUN</u> *JOB language-identifier-name

PROCESS Statement Options ENBPFCOL(<i>a</i>)	CRTCBLMOD/CRTBNDCBL
	ENBPFCOL Parameter Options
<u>PEP</u> ENTRYEXIT FULL	* <u>PEP</u> *ENTRYEXIT *FULL

PROCESS Statement Options PRFDTA(<i>a</i>)	CRTCBLMOD/CRTBNDCBL
	PRFDTA Parameter Options
<u>NOCOL</u> COL	* <u>NOCOL</u> *COL

Creating Module and Program Objects

PROCESS Statement Options CCSID(a b c)	CRTCBLMOD/CRTBNDCBL
	CCSID Parameter Options
<i>a = Locale single-byte data CCSID</i>	
<u>JOBRUN</u> JOB HEX <i>coded-character-set-identifier</i>	<u>*JOBRUN</u> *JOB *HEX <i>coded-character-set-identifier</i>
<i>b = Non-locale single-byte data CCSID</i>	
<u>JOBRUN</u> JOB HEX <i>coded-character-set-identifier</i>	Not applicable
<i>c = Non-locale double-byte data CCSID</i>	
<u>JOBRUN</u> JOB HEX <i>coded-character-set-identifier</i>	Not applicable
PROCESS Statement Options DATTIM(a b)	CRTCBLMOD/CRTBNDCBL
<i>4-digit base century (default 1900)</i> <i>2-digit base year (default 40)</i>	Not applicable
PROCESS Statement Options THREAD(a)	CRTCBLMOD/CRTBNDCBL
<u>NOTHREAD</u> SERIALIZE	Not applicable
PROCESS Statement Options ARITHMETIC(a)	CRTCBLMOD/CRTBNDCBL
	ARITHMETIC Parameter Options
<u>NOEXTEND</u> EXTEND31	<u>*NOEXTEND</u> *EXTEND31
PROCESS Statement Option	CRTCBLMOD/CRTBNDCBL
<u>NOGRAPHIC</u> GRAPHIC	Not applicable
PROCESS Statement Option	CRTCBLMOD/CRTBNDCBL
<u>NONATIONAL</u> NATIONAL	Not applicable
PROCESS Statement Option	CRTCBLMOD/CRTBNDCBL
<u>NOLSPTRALIGN</u> LSPTRALIGN	Not applicable
PROCESS Statement Option	CRTCBLMOD/CRTBNDCBL
<u>NOCOMPASBIN</u> COMPASBIN	Not applicable

Creating Module and Program Objects

PROCESS Statement Option OPTVALUE(<i>a</i>)	CRTCBLMOD/CRTBNDCBL
<u>NOOPT</u> OPT	Not applicable

PROCESS Statement Option	CRTCBLMOD/CRTBNDCBL
<u>NOADJFILLER</u> ADJFILLER	Not applicable

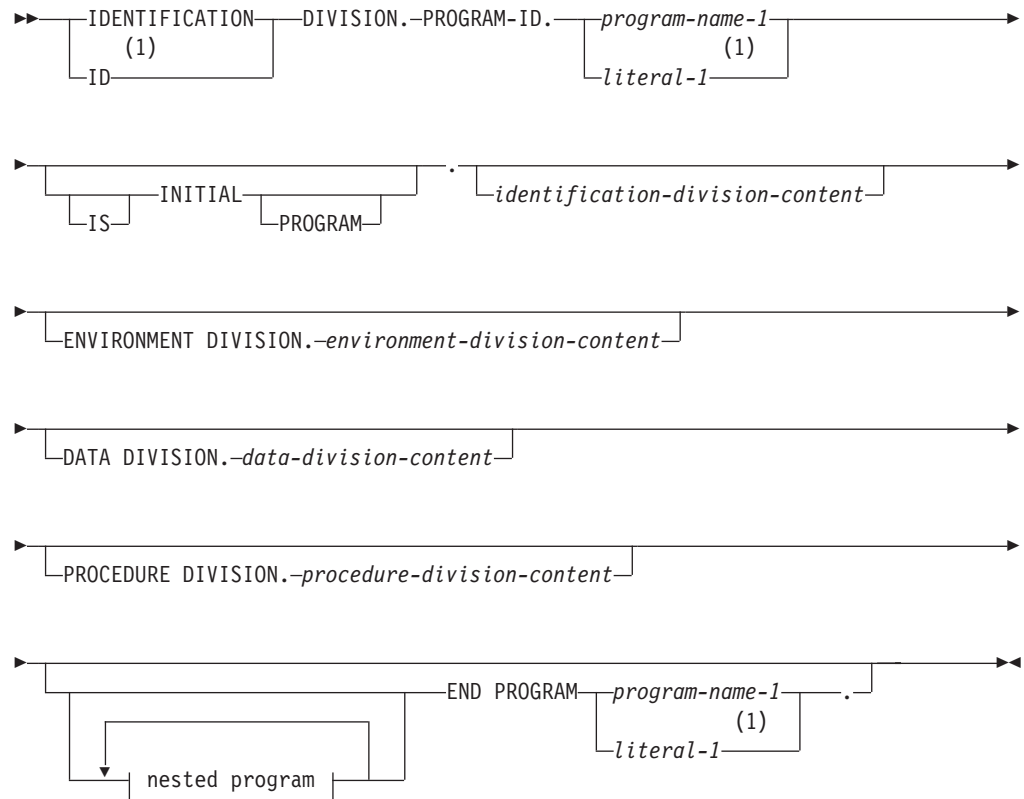
PROCESS Statement Option NTLPADCHAR(<i>a b c</i>)	CRTCBLMOD/CRTBNDCBL NTLPADCHAR Parameter Options
<i>a</i> = padding character for moving single-byte to national	
<u>NX"0020"</u> a national hexadecimal literal representing one national character	<u>NX"0020"</u> a national character
<i>b</i> = padding character for moving double-byte to national	
<u>NX"3000"</u> a national hexadecimal literal representing one national character	<u>NX"3000"</u> a national character
<i>c</i> = padding character for moving national to national	
<u>NX"3000"</u> a national hexadecimal literal representing one national character	<u>NX"3000"</u> a national character

PROCESS Statement Option LICOPT(<i>a</i>)	CRTCBLMOD/CRTBNDCBL LICOPT Parameter Option
licensed-internal-code-option-string	licensed-internal-code-option-string

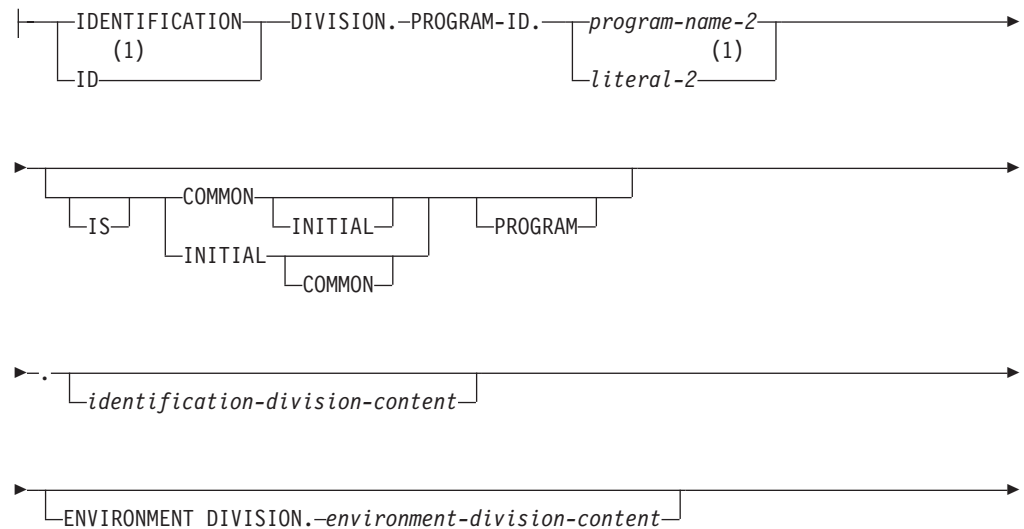
Creating Module and Program Objects

Chapter 2. COBOL Source Program—General Structure

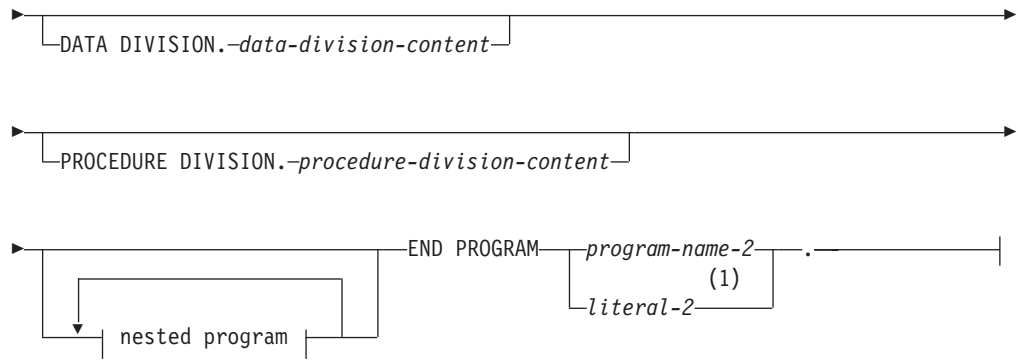
COBOL Source Program—Format



nested program:



COBOL Source Program—General Structure

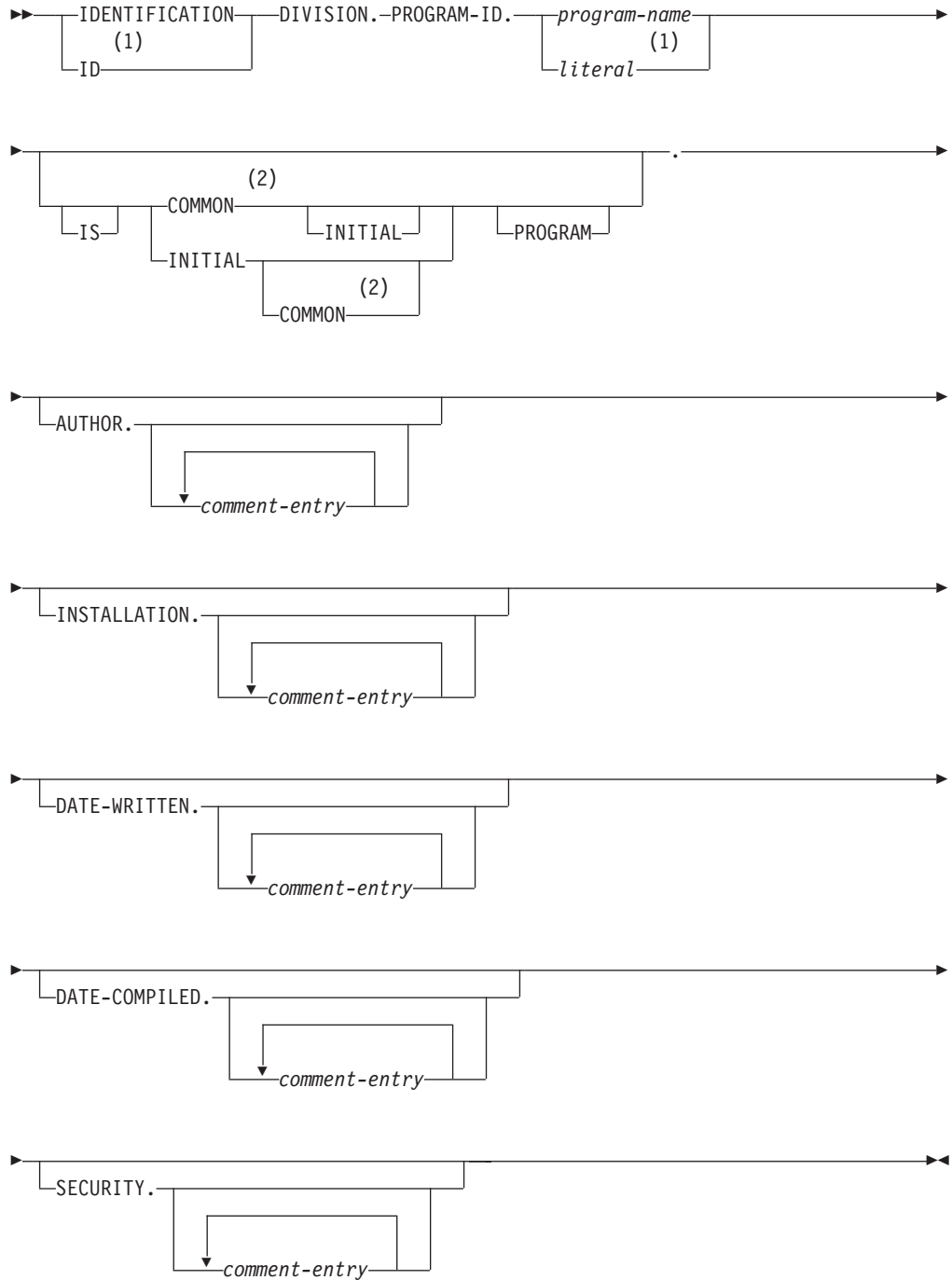


Notes:

- 1 IBM Extension

Chapter 3. Identification Division

Identification Division - Format



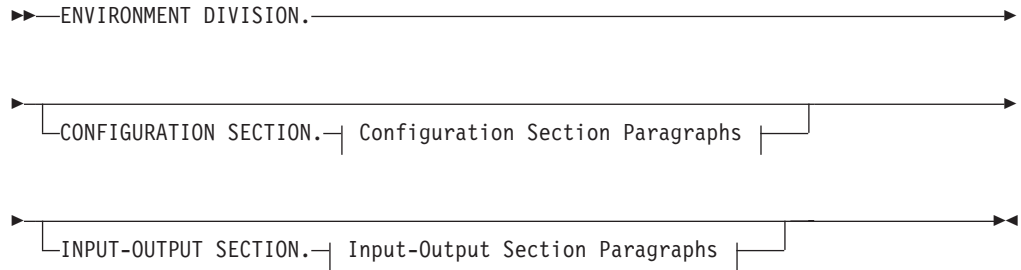
Notes:

- 1 IBM Extension
- 2 Allowed only for nested COBOL programs

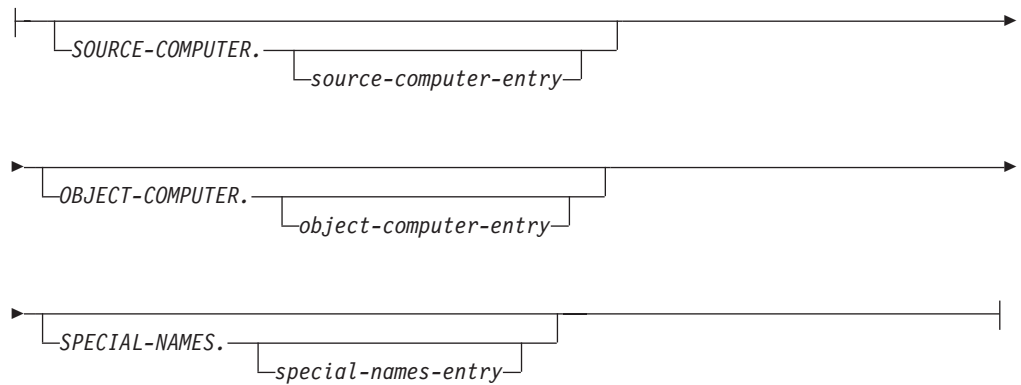
Identification Division

Chapter 4. Environment Division

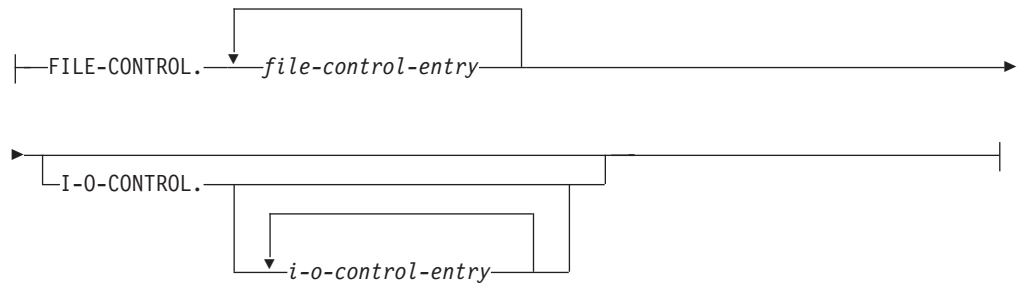
Environment Division - Format



Configuration Section Paragraphs:



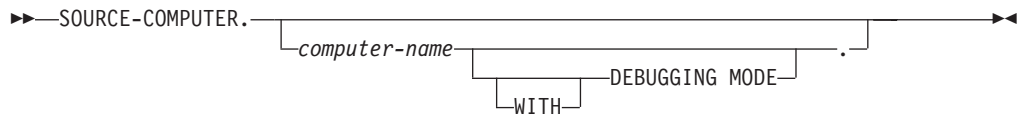
Input-Output Section Paragraphs:



Configuration Section

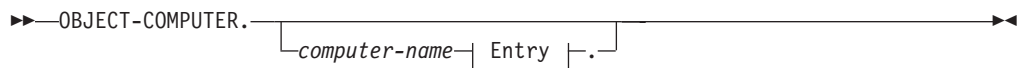
SOURCE-COMPUTER Paragraph

SOURCE-COMPUTER Paragraph - Format

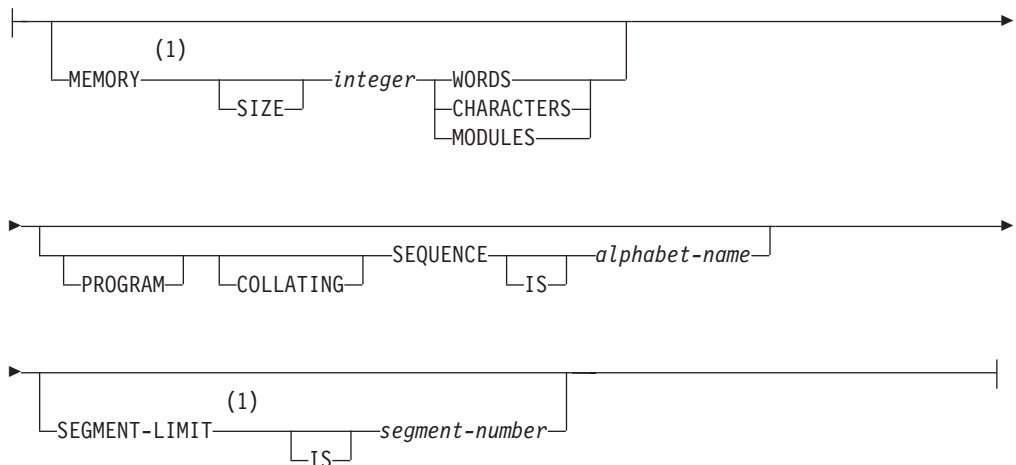


OBJECT-COMPUTER Paragraph

OBJECT-COMPUTER Paragraph - Format



Entry:



Notes:

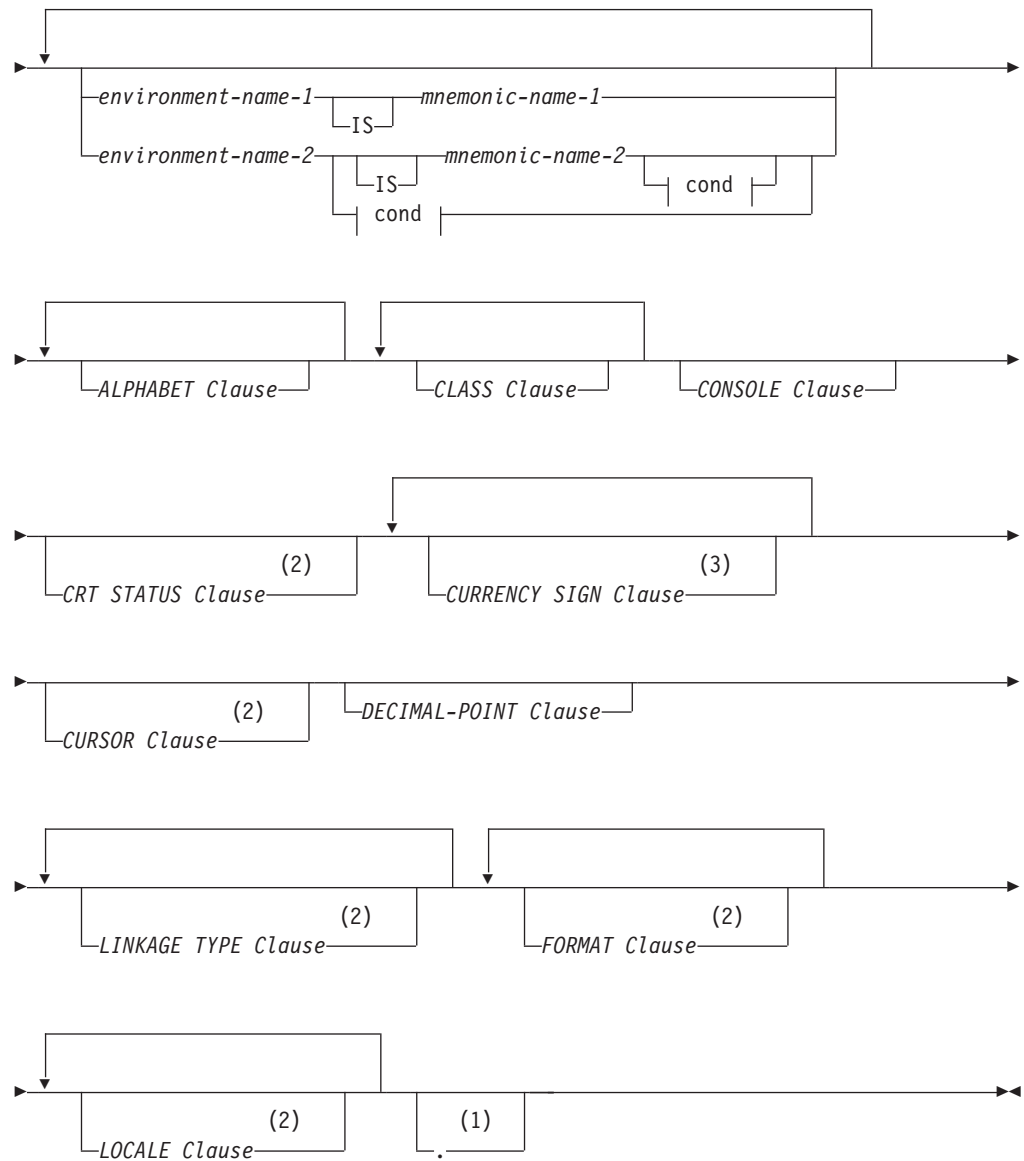
- 1 Syntax-checked only.

SPECIAL-NAMES Paragraph

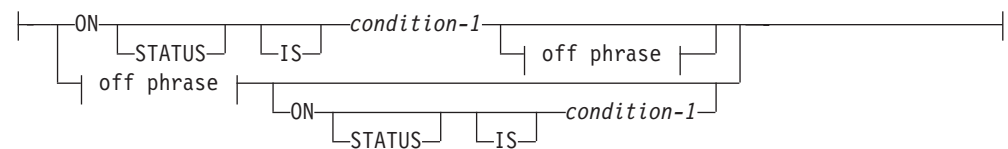
SPECIAL-NAMES Paragraph - Format



Environment Division



cond:



off phrase:



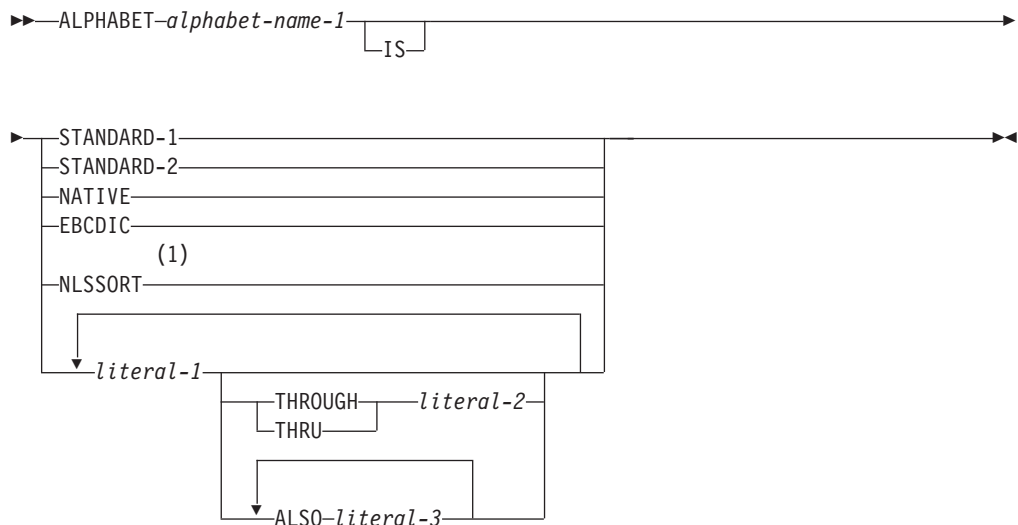
Environment Division

Notes:

- 1 The separator period must be used if any of the optional clauses are selected. Clauses can be entered in any order.
- 2 IBM Extension
- 3 Subsequent repetitions are IBM Extensions.

ALPHABET Clause

ALPHABET Clause - Format

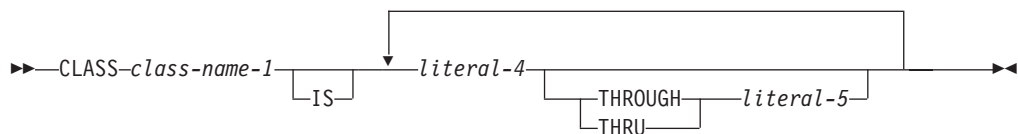


Notes:

- 1 IBM Extension


CLASS Clause

CLASS Clause - Format



CONSOLE Clause

CONSOLE Clause - Format

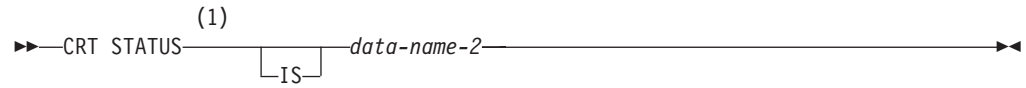


Notes:

- 1 IBM Extension

CRT STATUS Clause

CRT STATUS Clause - Format

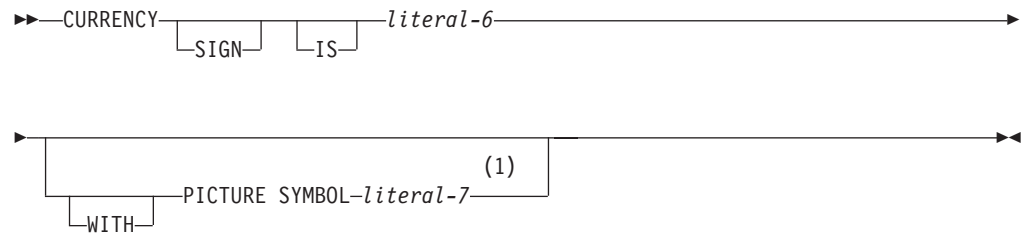


Notes:

- 1 IBM Extension

CURRENCY Clause

CURRENCY SIGN Clause - Format



Notes:

- 1 IBM Extension

CURSOR Clause

CURSOR Clause - Format




Notes:

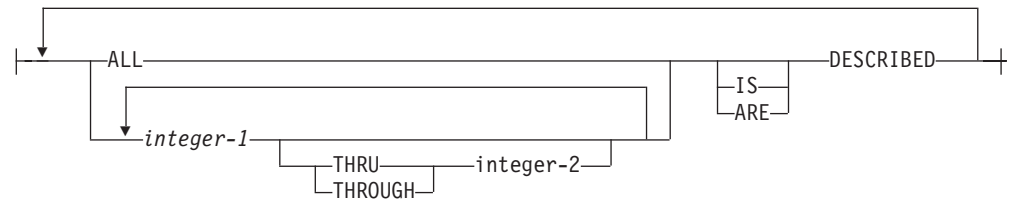
- 1 IBM Extension

DECIMAL-POINT Clause

DECIMAL-POINT IS COMMA Clause - Format



linkage-arguments:



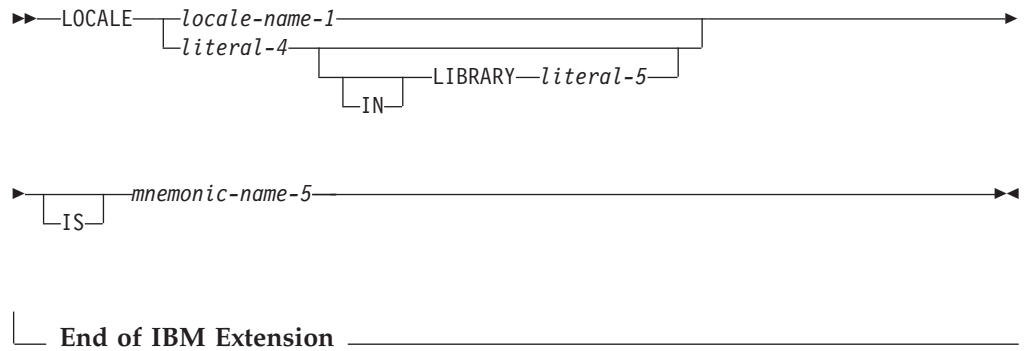
Notes:

- 1 IBM Extension

LOCALE Clause

IBM Extension

LOCALE Clause - Format

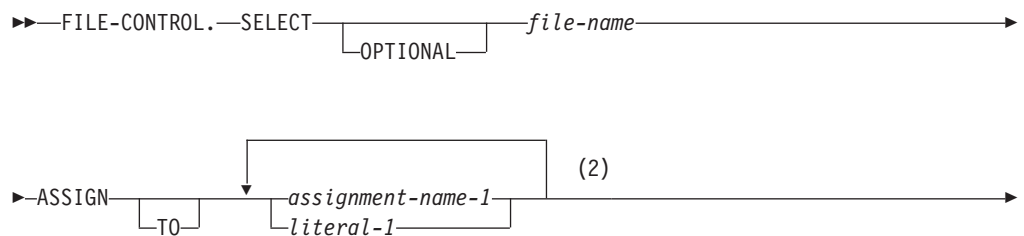


Input-Output Section

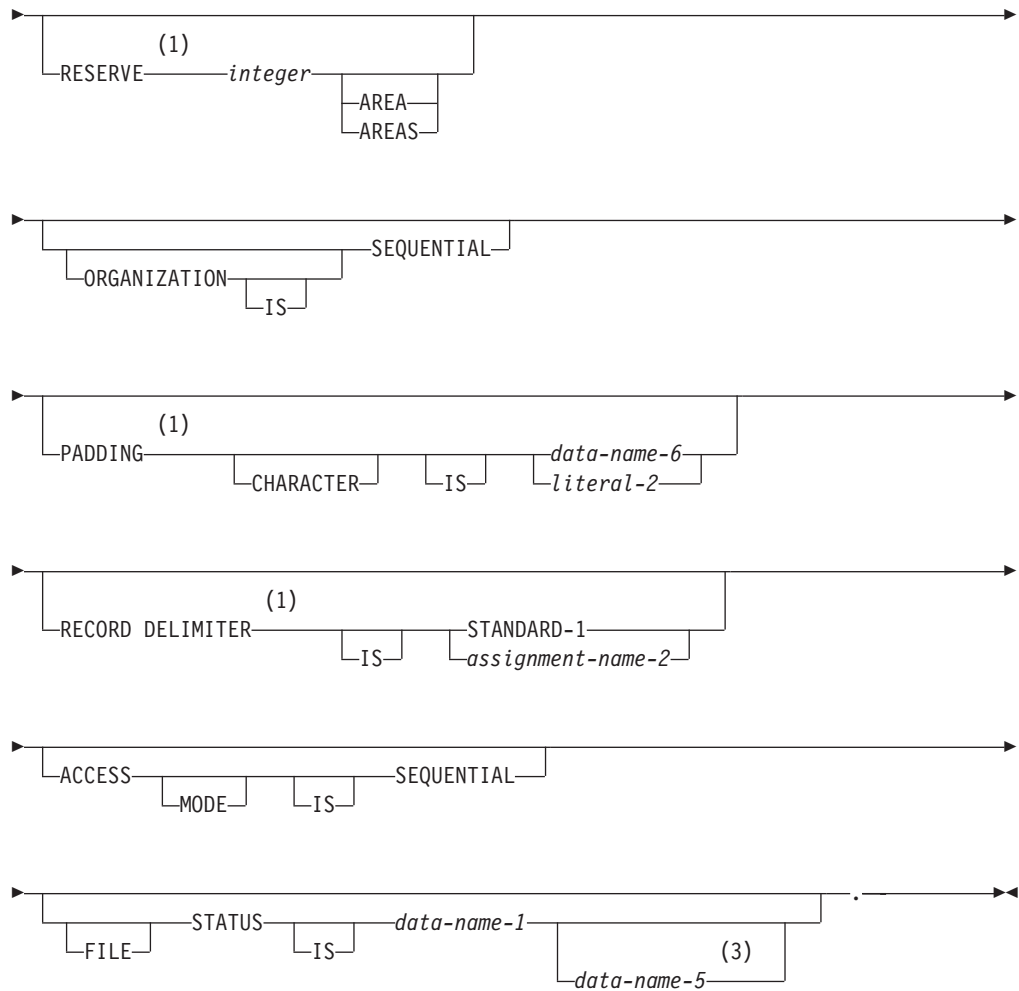
Note: The keyword FILE-CONTROL appears only once at the beginning of the paragraph before the first file-control entry. The keyword I-O-CONTROL appears only once at the beginning of the paragraph before the first input-output-control entry.

FILE-CONTROL Paragraph

FILE-CONTROL Paragraph - Format 1 - Sequential



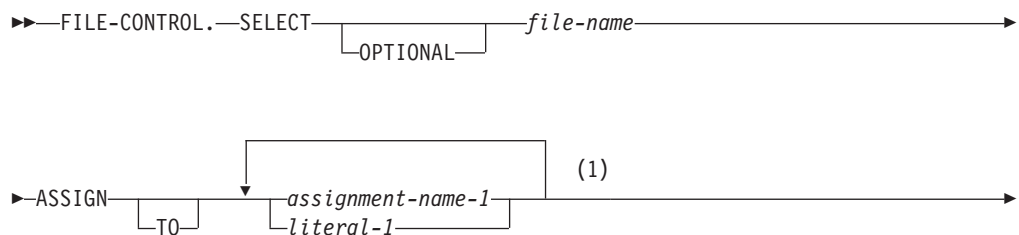
Environment Division



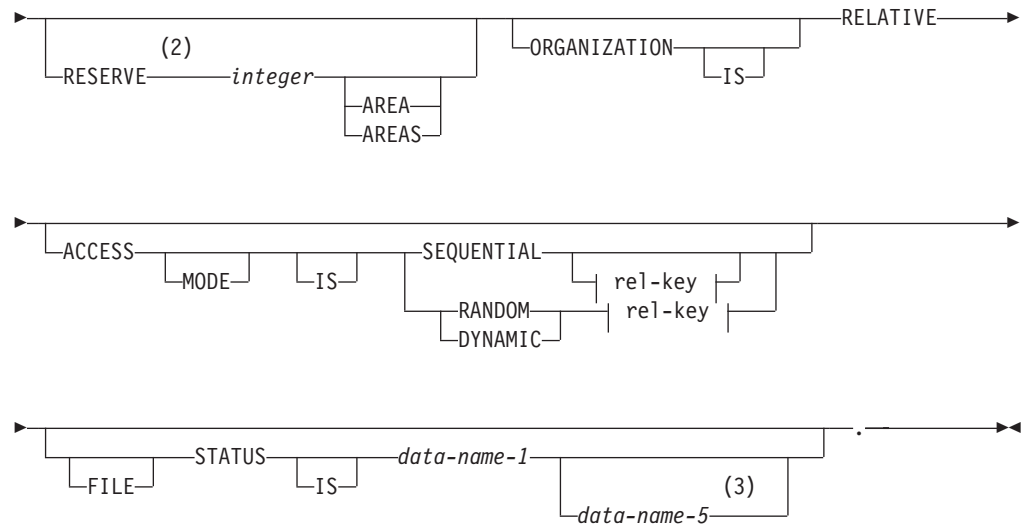
Notes:

- 1 Syntax-checked only.
- 2 Subsequent repetitions syntax-checked only.
- 3 IBM Extension

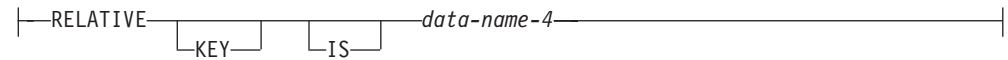
FILE-CONTROL Paragraph - Format 2 - Relative



Environment Division



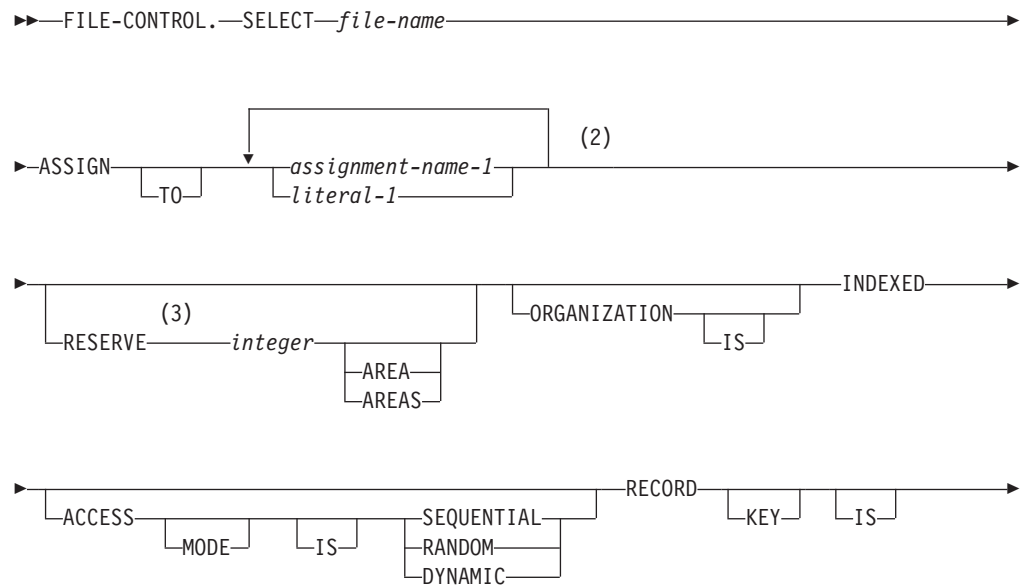
rel-key:



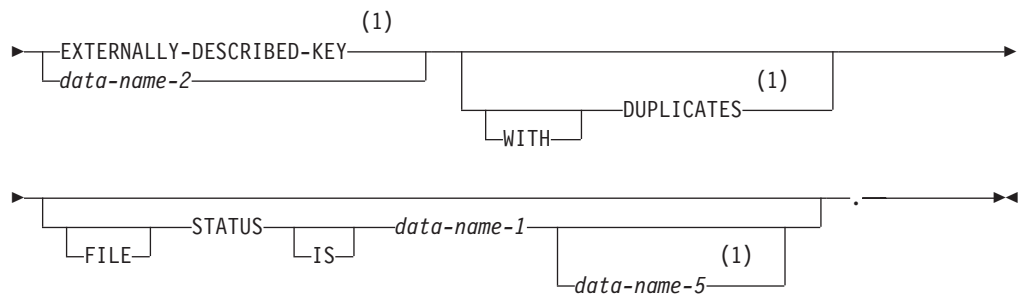
Notes:

- 1 Subsequent repetitions syntax-checked only.
- 2 Syntax-checked only.
- 3 IBM Extension

FILE-CONTROL Paragraph - Format 3 - Indexed



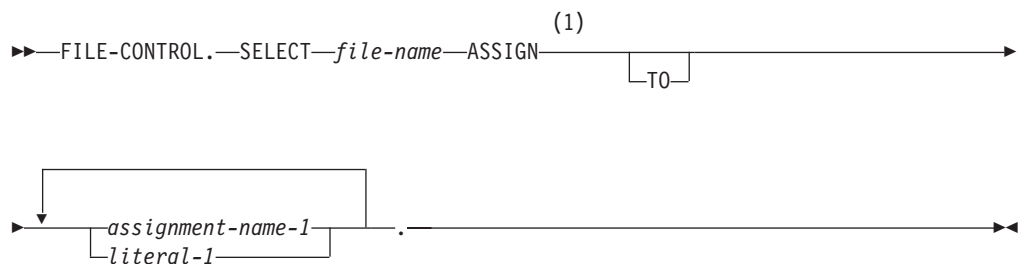
Environment Division



Notes:

- 1 IBM Extension
- 2 Subsequent repetitions syntax-checked only.
- 3 Syntax-checked only.

FILE-CONTROL Paragraph - Format 4 - Sort or Merge

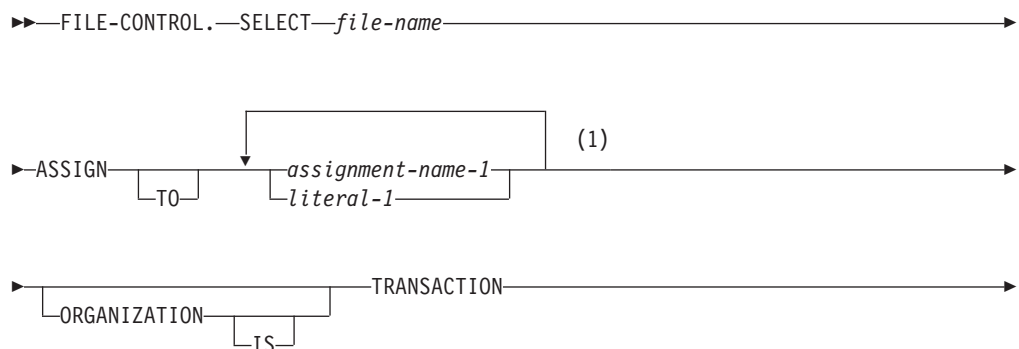


Notes:

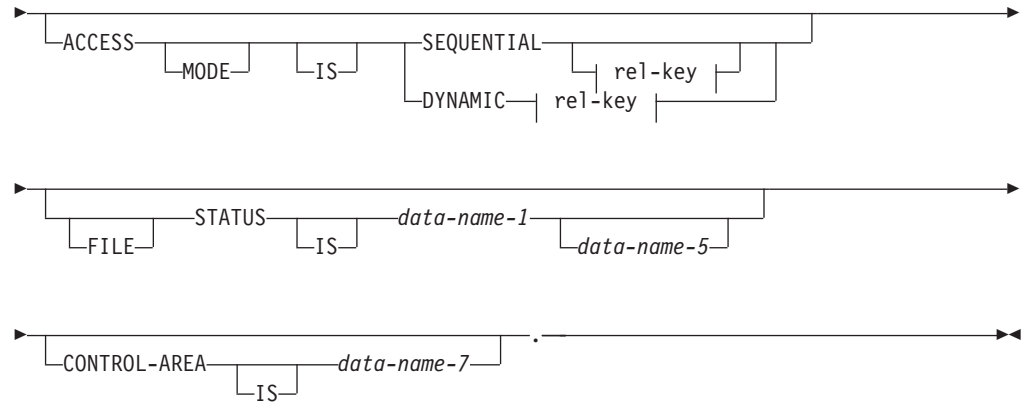
- 1 Syntax checked only.

IBM Extension

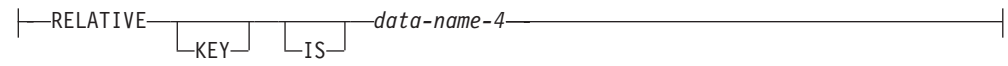
FILE-CONTROL Paragraph - Format 5 - Transaction



Environment Division



rel-key:



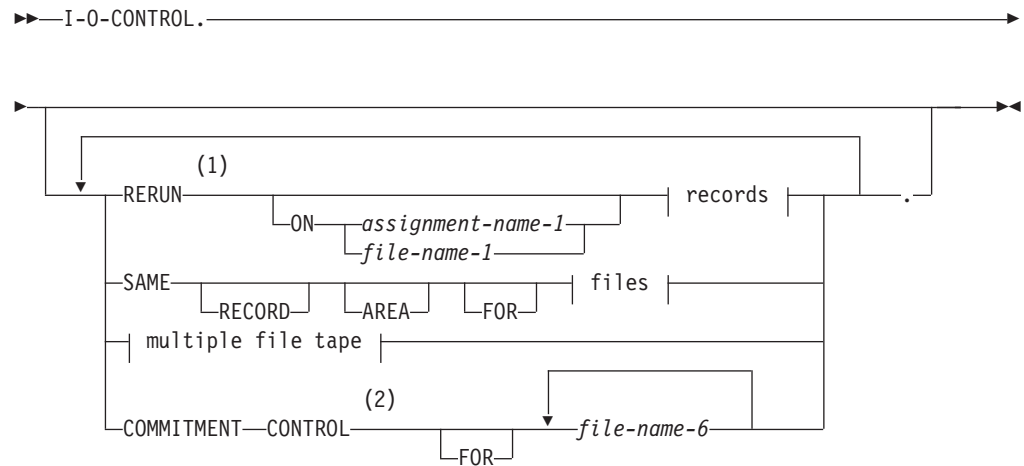
Notes:

1 Subsequent repetitions syntax checked only.

└ End of IBM Extension _____

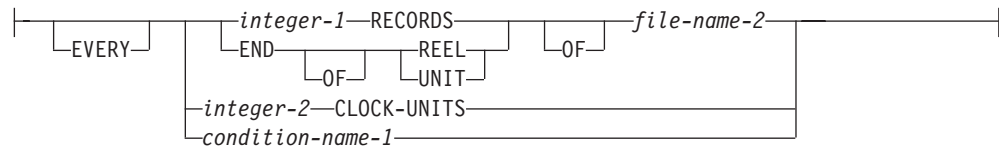
I-O-CONTROL Paragraph

I-O-CONTROL Paragraph - Format 1 - Sequential



Environment Division

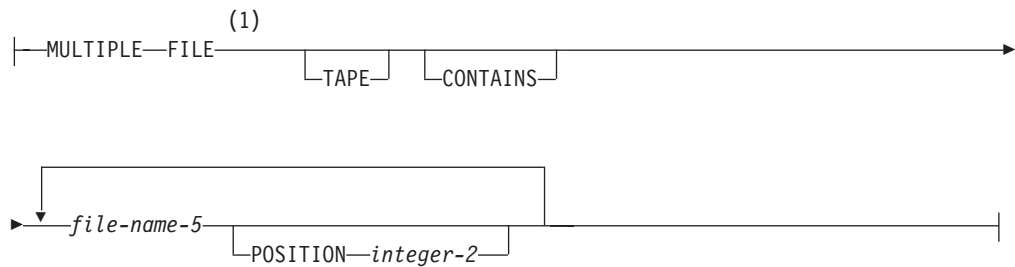
records:



files:



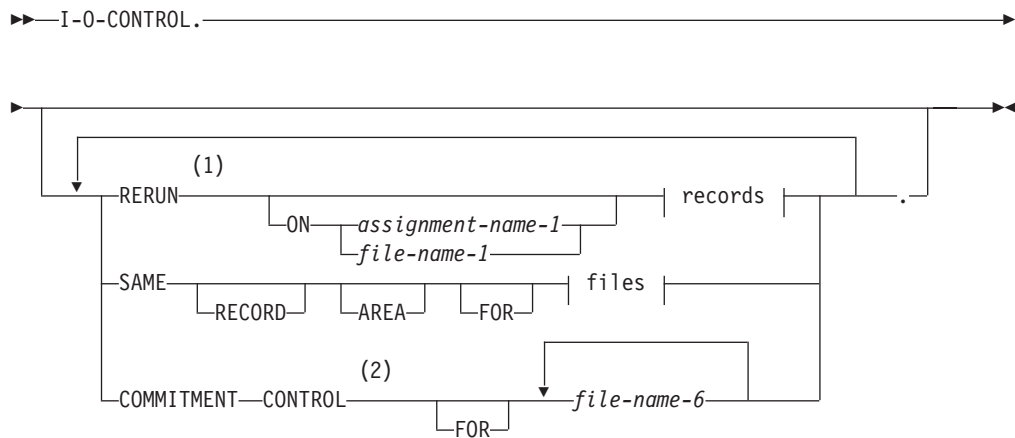
multiple file tape:



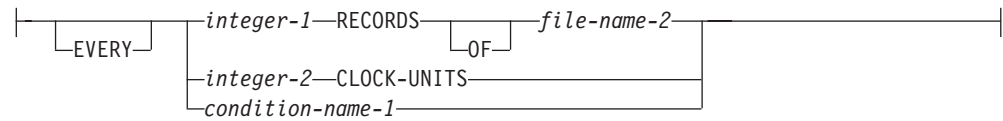
Notes:

- 1 Syntax-checked only.
- 2 IBM Extension

I-O-CONTROL Paragraph - Format 2 - Relative/Indexed



records:



files:

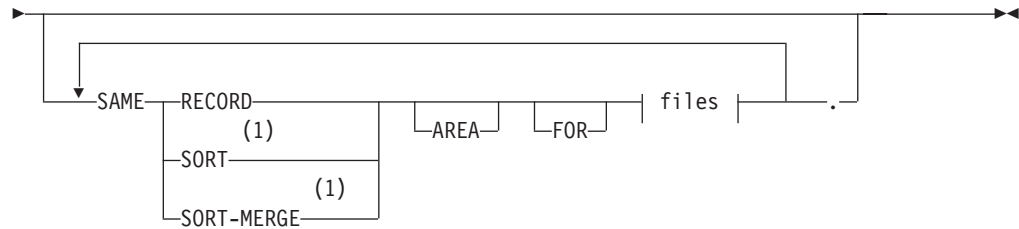


Notes:

- 1 Syntax-checked only.
- 2 IBM Extension

I-O-CONTROL Paragraph - Format 3 - Sort/Merge

►► I-O-CONTROL. —————►



files:

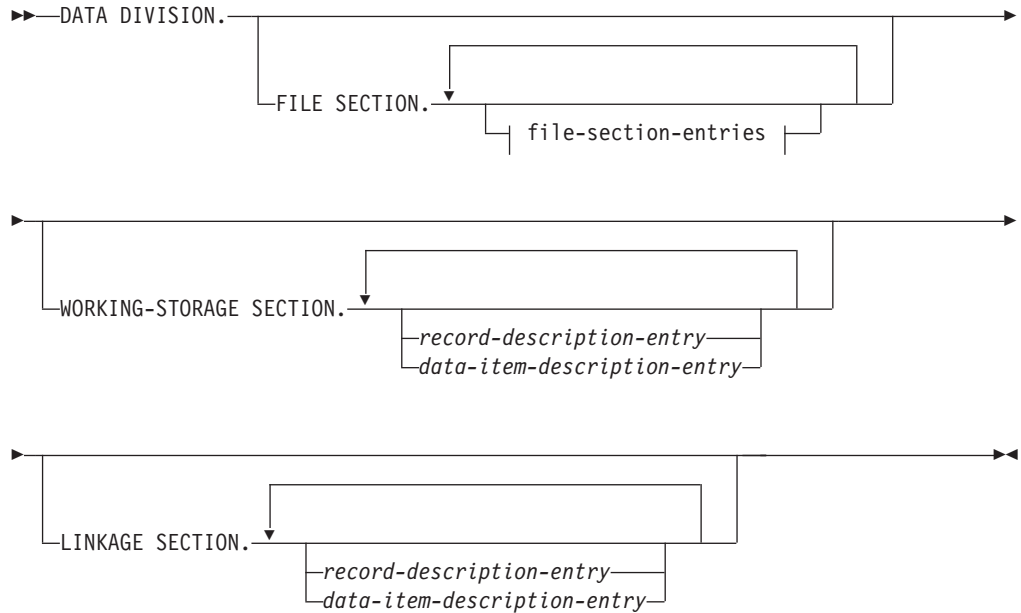


Notes:

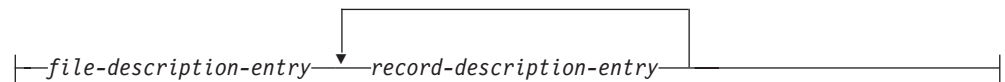
- 1 Syntax-checked only.

Chapter 5. Data Division

Data Division - Format

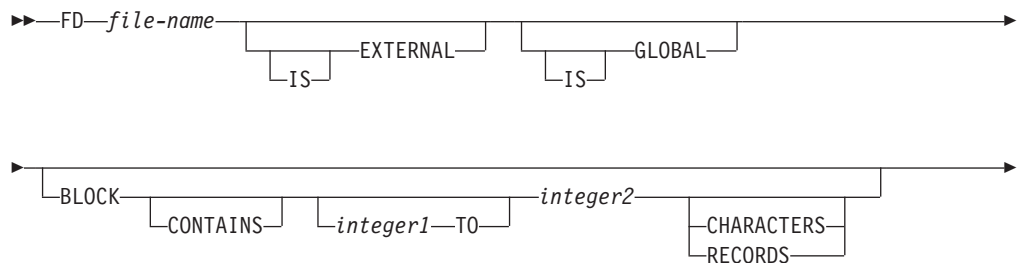


file-section-entries:

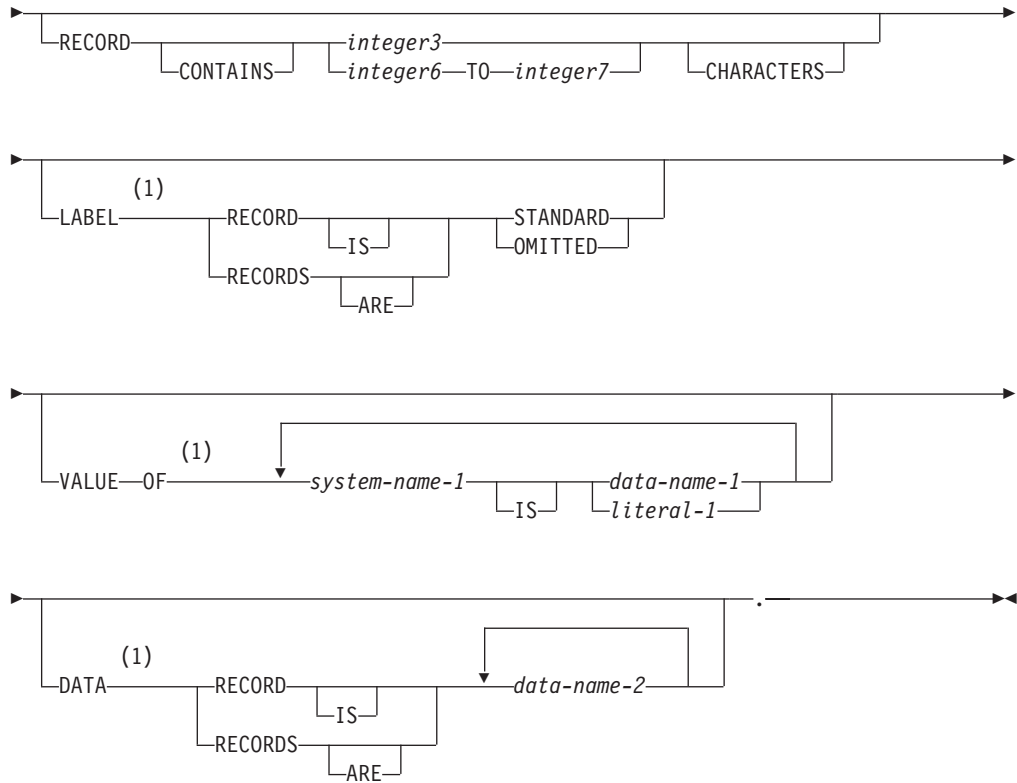


File Section

File Description Entry - Format 1a - Formatfile, Database



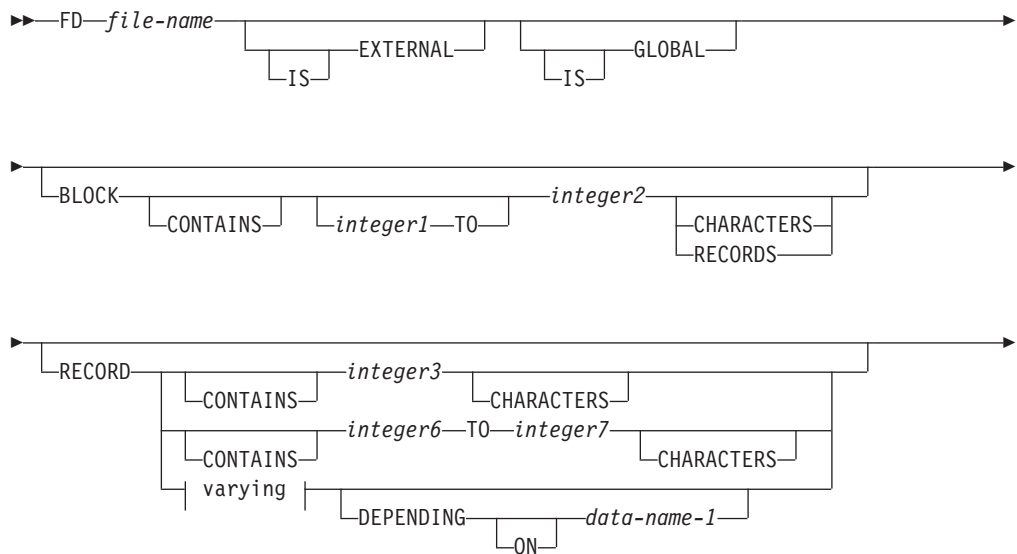
Data Division

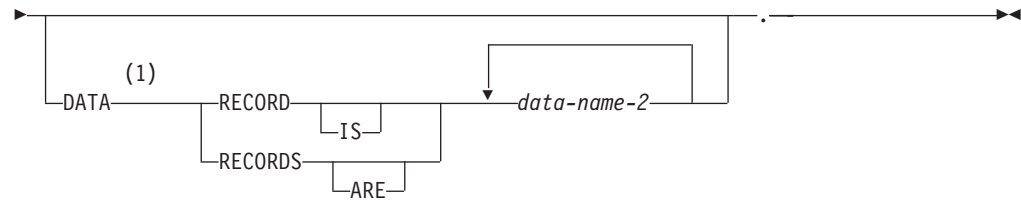
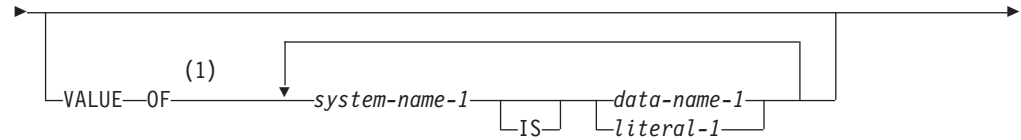
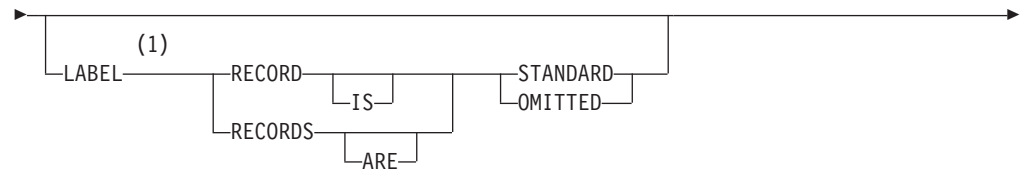


Notes:

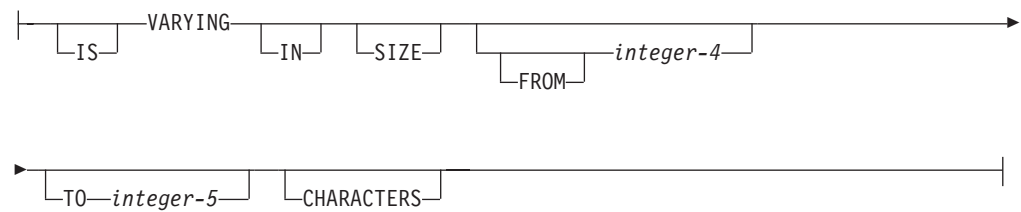
1 Syntax-checked only.

File Description Entry - Format 1b - Disk





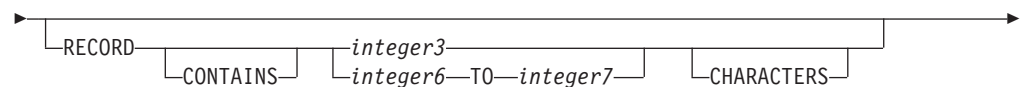
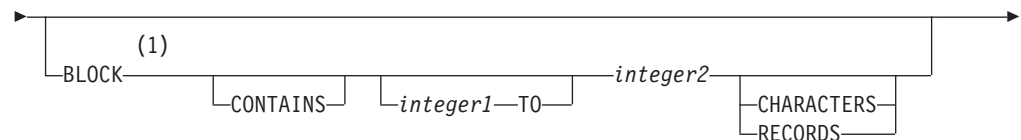
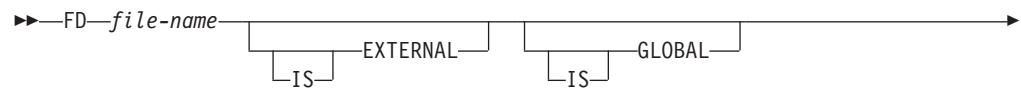
varying:



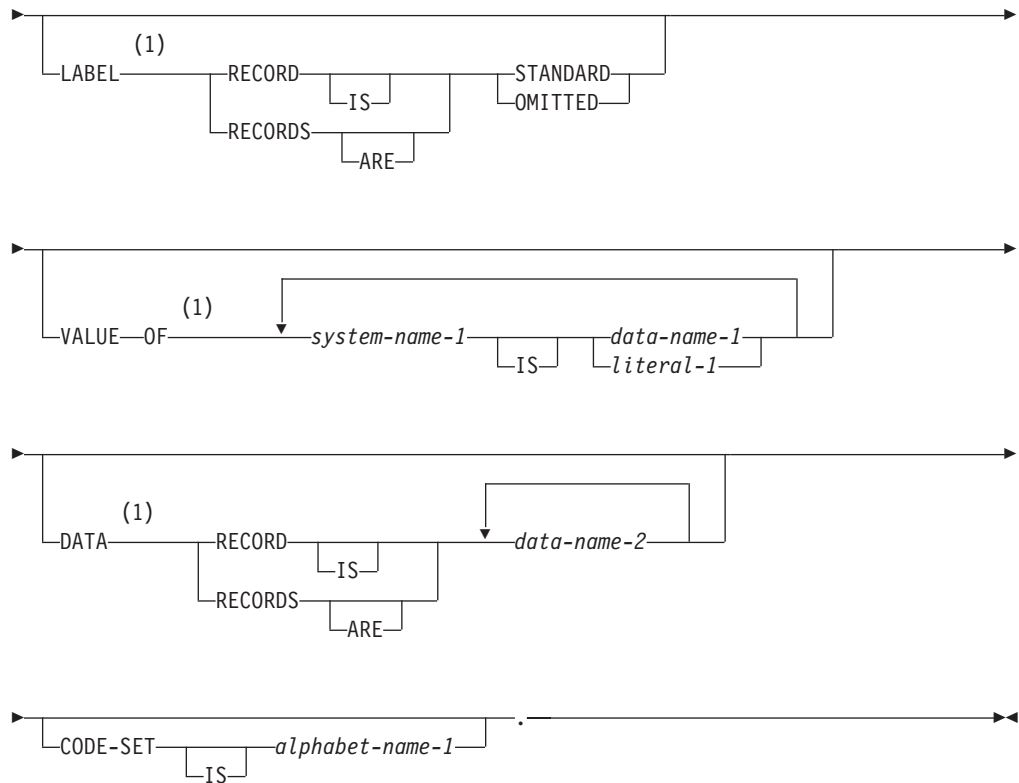
Notes:

1 Syntax-checked only.

File Description Entry - Format 2 - Diskette



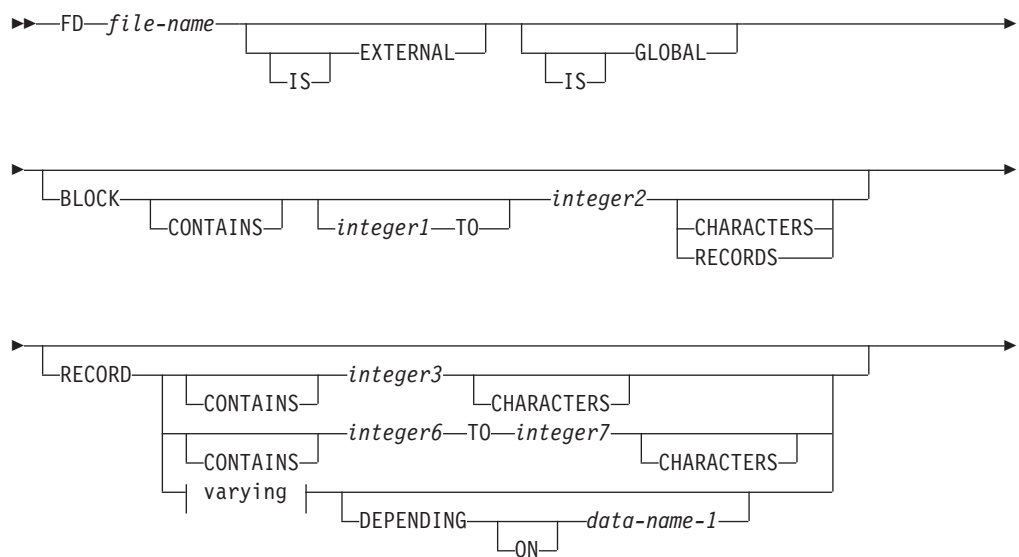
Data Division



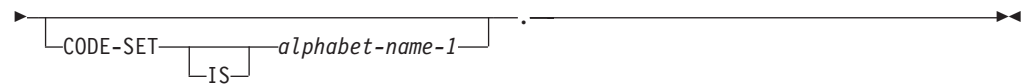
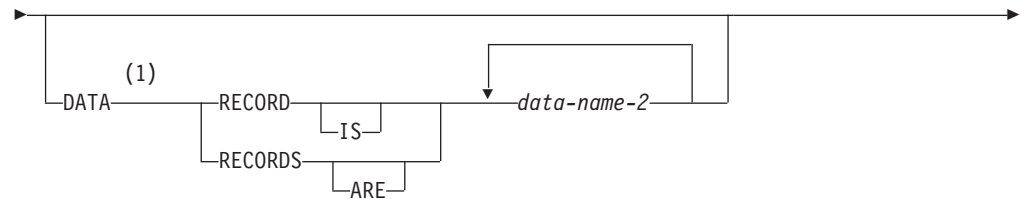
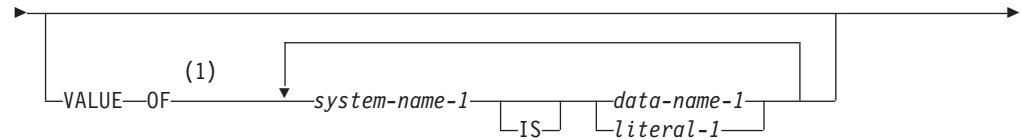
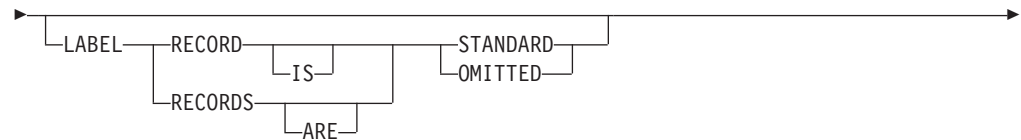
Notes:

1 Syntax-checked only.

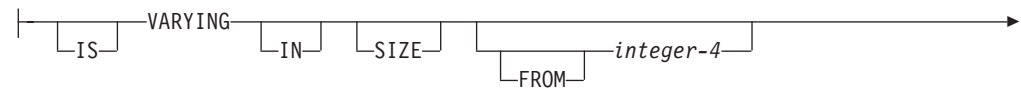
File Description Entry - Format 3 - Tapefile



Data Division



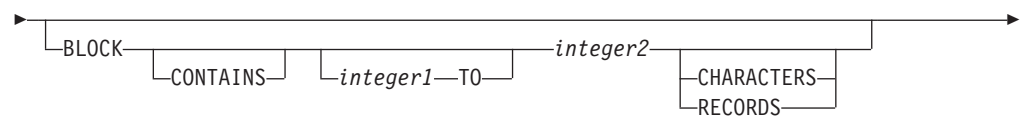
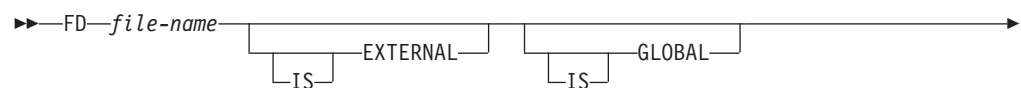
varying:



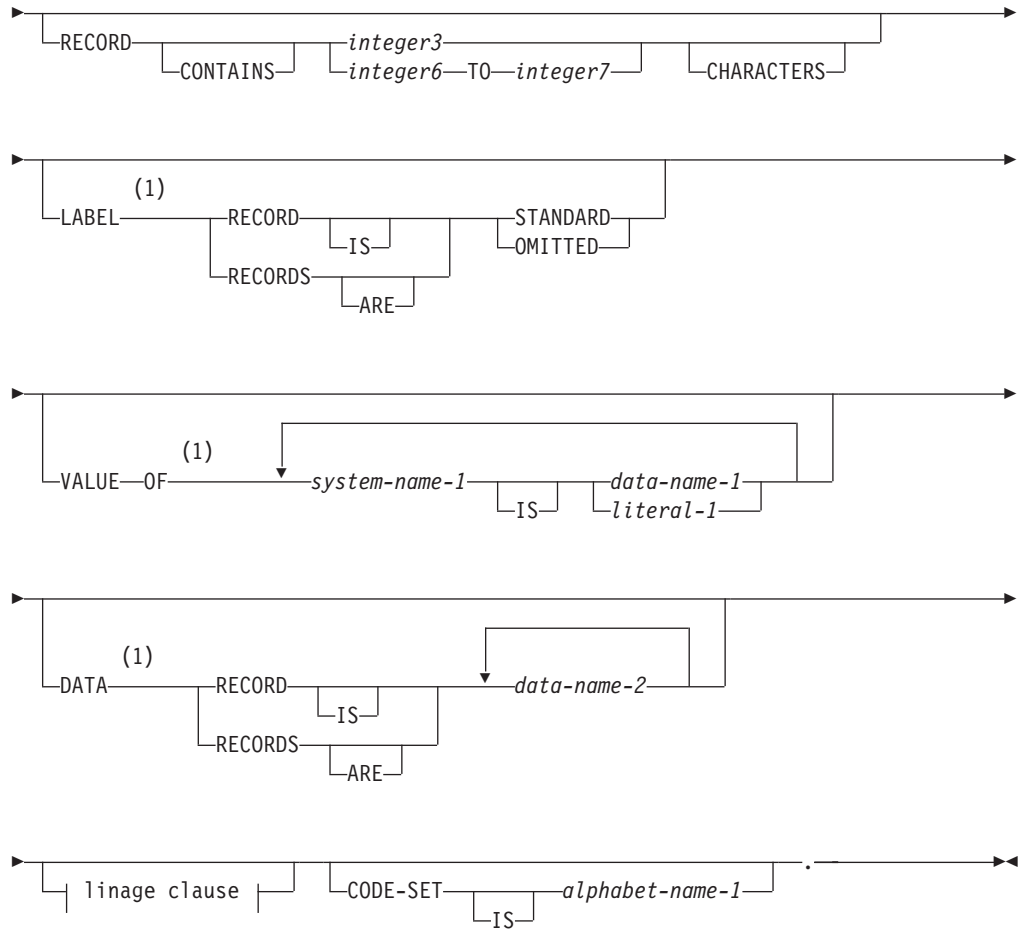
Notes:

1 Syntax-checked only.

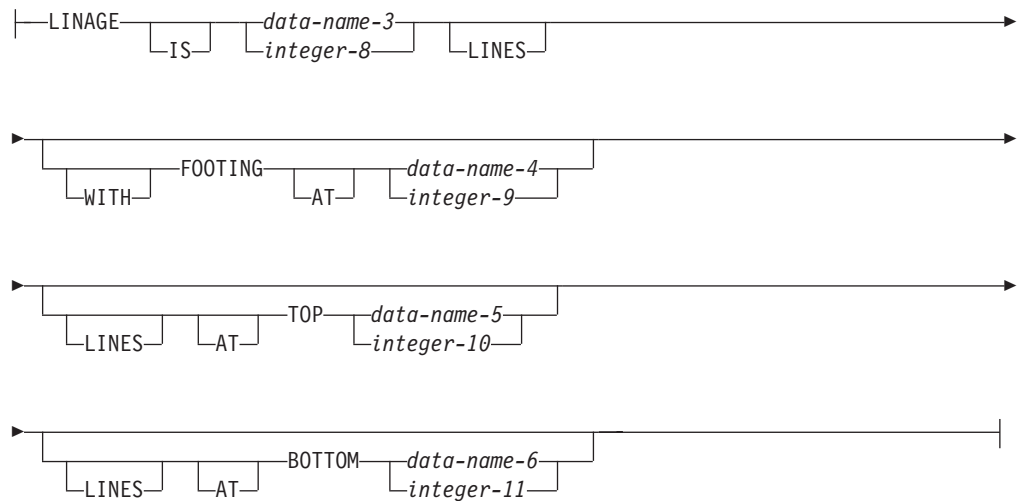
File Description Entry - Format 4 - Printer



Data Division



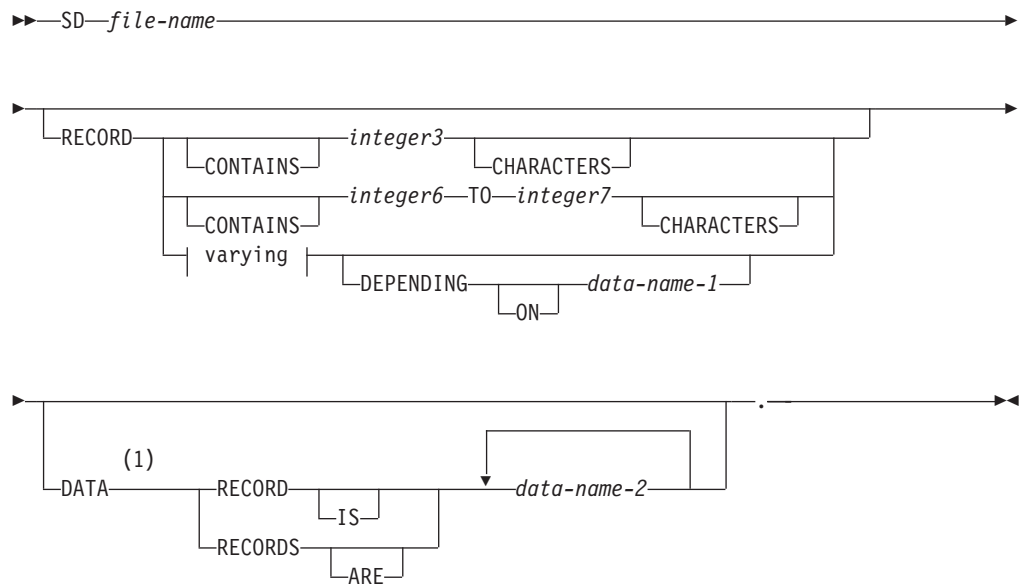
linage clause:



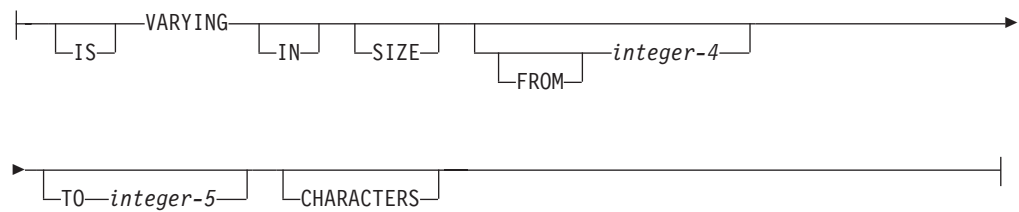
Notes:

- 1 Syntax-checked only.

File Description Entry - Format 5 - Sort/Merge



varying:

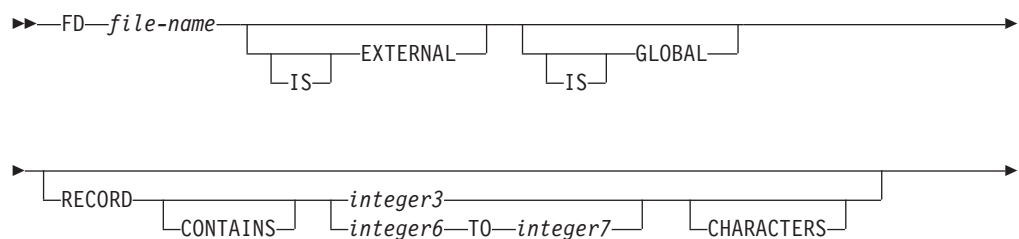


Notes:

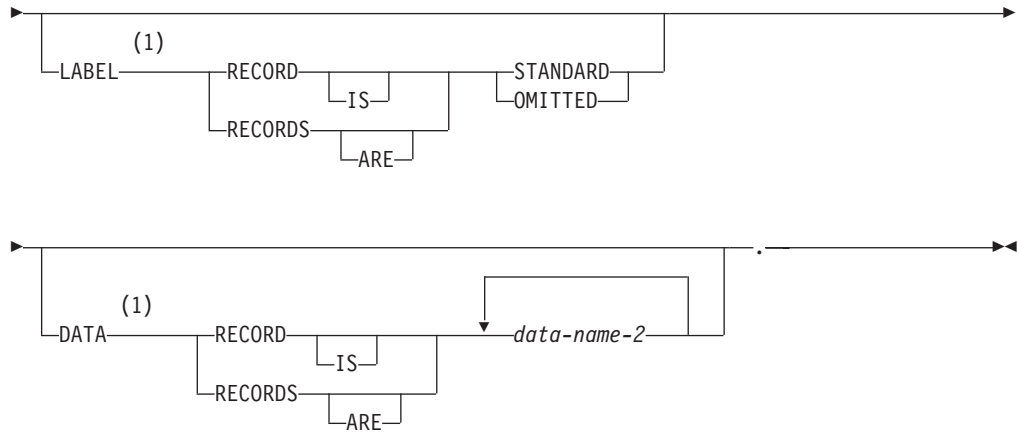
- 1 Syntax-checked only.

IBM Extension

File Description Entry - Format 6 - Transaction



Data Division



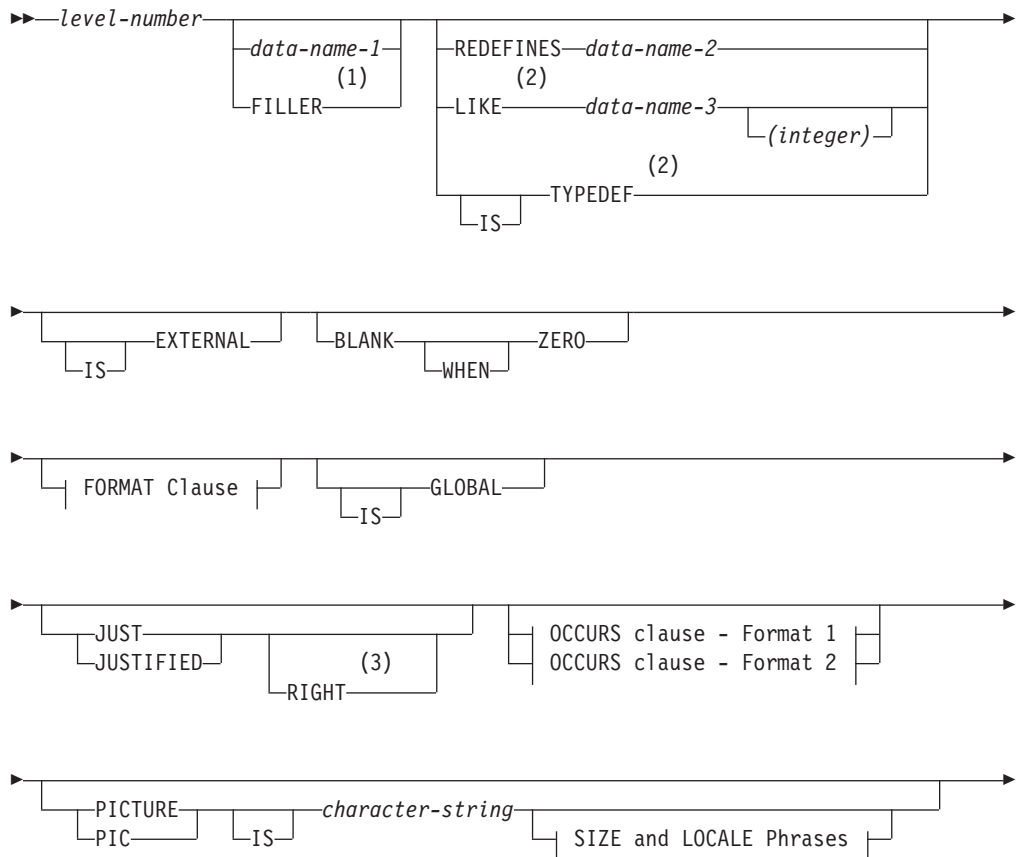
Notes:

1 Syntax-checked only.

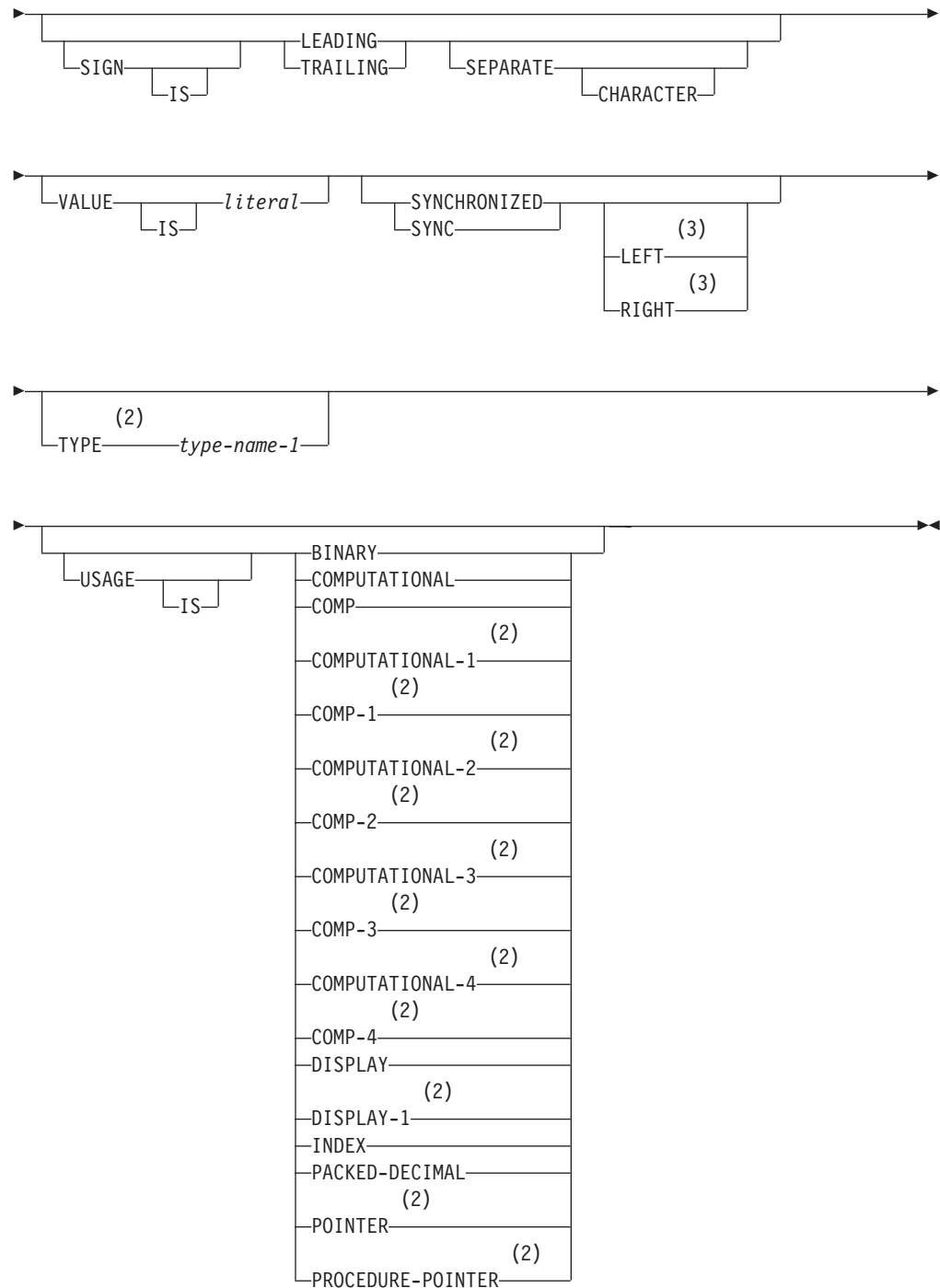
└ End of IBM Extension _____

Working-Storage Section

Data Description Entry - General Format 1



Data Division



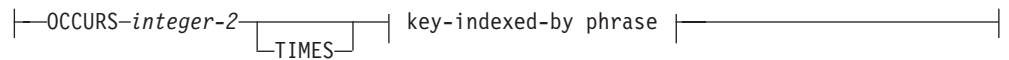
Notes:

- 1 Cannot be used with the TYPEDEF clause.
- 2 IBM Extension
- 3 Syntax-checked only

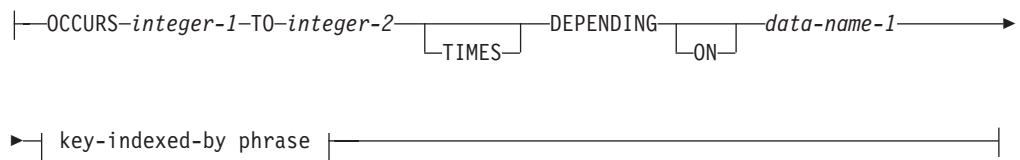
Data Division

Data Description Entry - General Format 1 (continued)

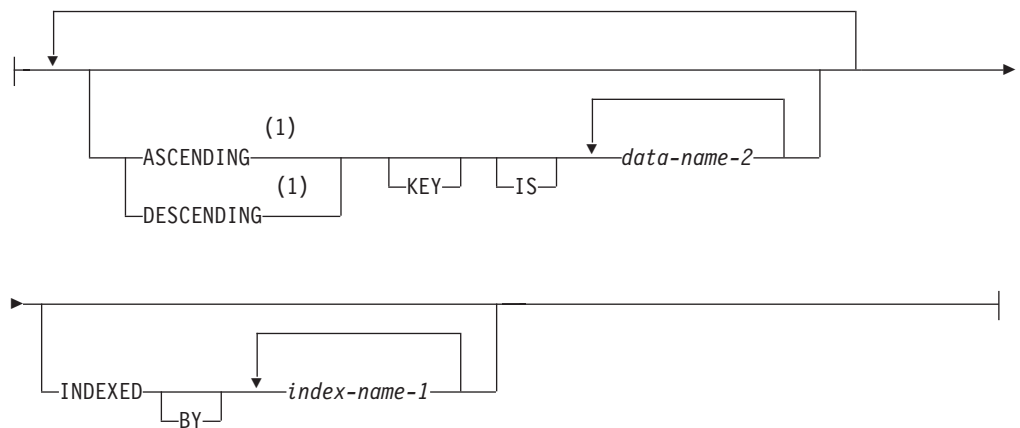
OCCURS clause - Format 1:



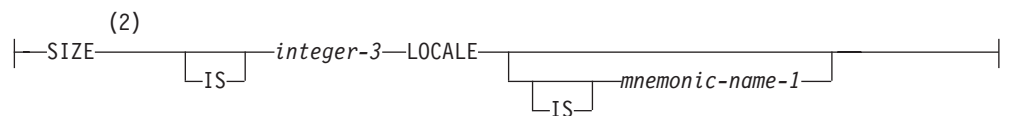
OCCURS clause - Format 2:



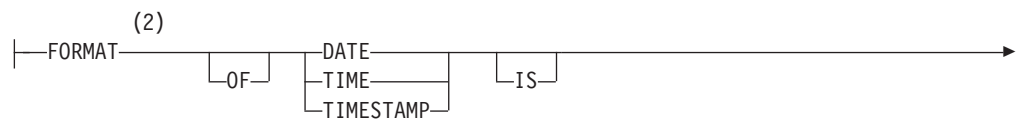
key-indexed-by phrase:

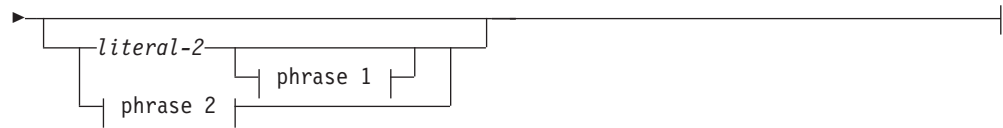


Size and Locale Phrases:

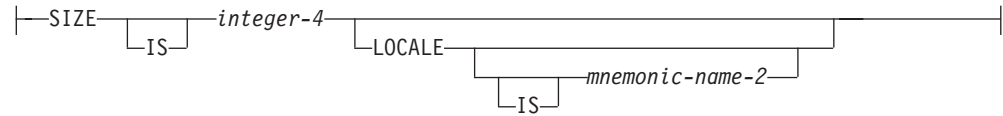


FORMAT Clause:

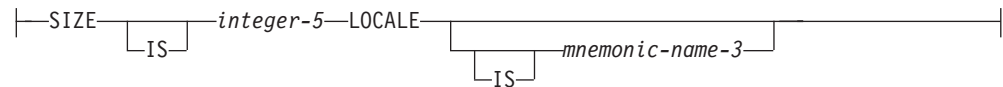




phrase 1:



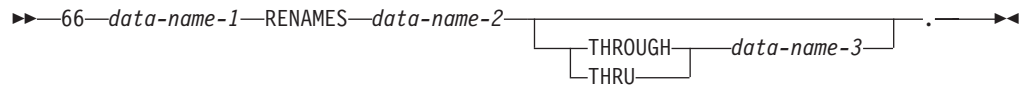
phrase 2:



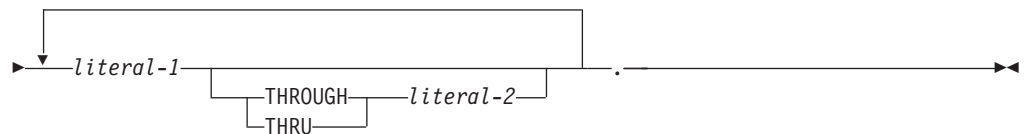
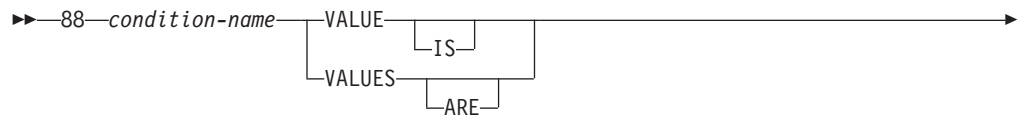
Notes:

- 1 Cannot be used with boolean data type
- 2 IBM Extension

Data Description Entry - General Format 2



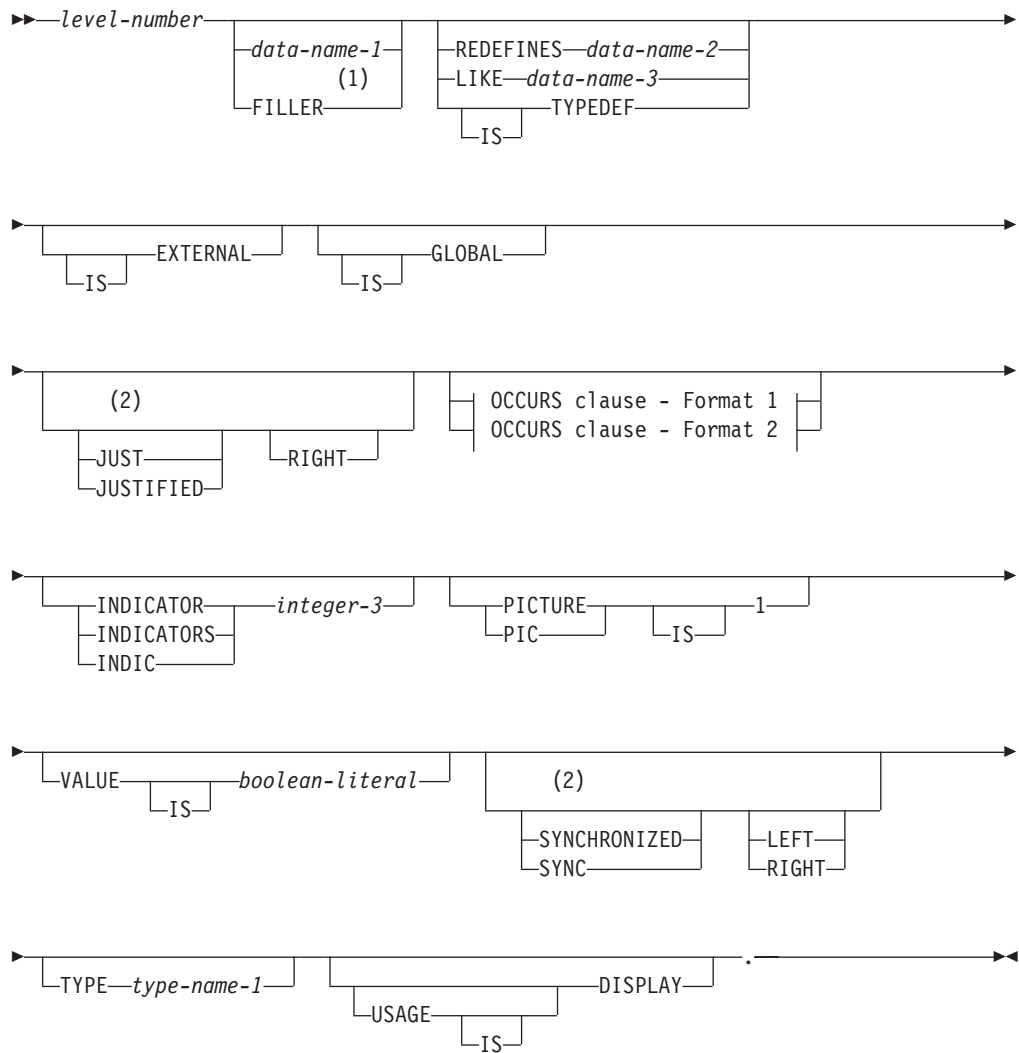
Data Description Entry - General Format 3



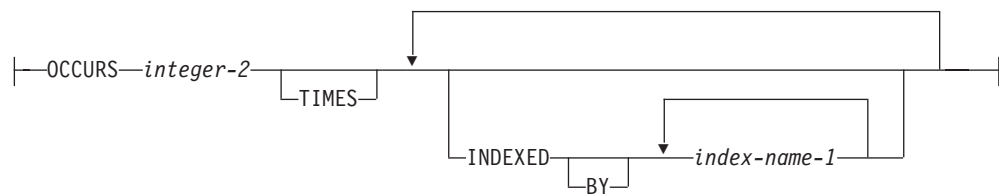
IBM Extension

Data Description Entry - Format 4 - Boolean Data

Data Division

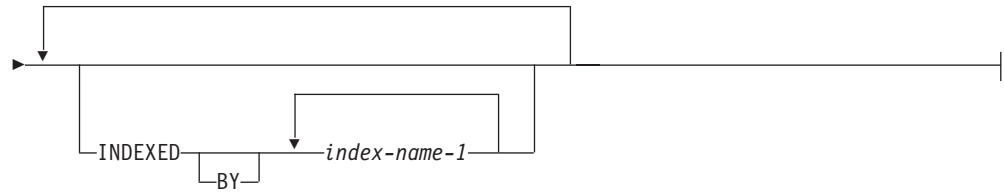


OCCURS clause - Format 1:



OCCURS clause - Format 2:



**Notes:**

- 1 Cannot be used with the `TYPEDDEF` clause.
- 2 Syntax-checked only

└ End of IBM Extension _____

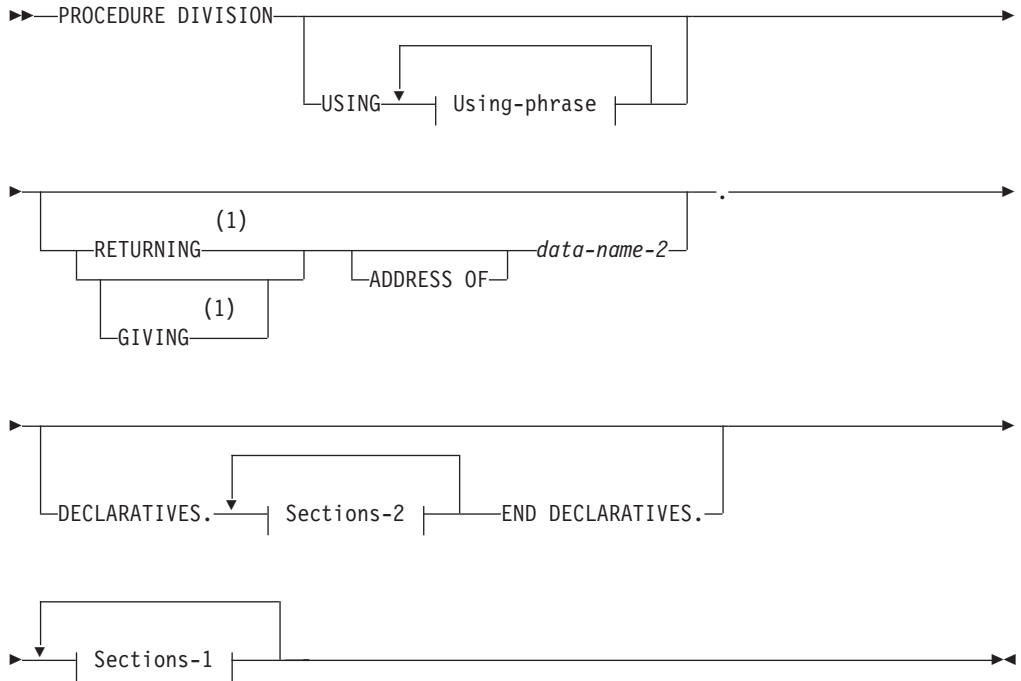
Linkage Section

See “Working-Storage Section” on page 40 for data description entry clause formats.

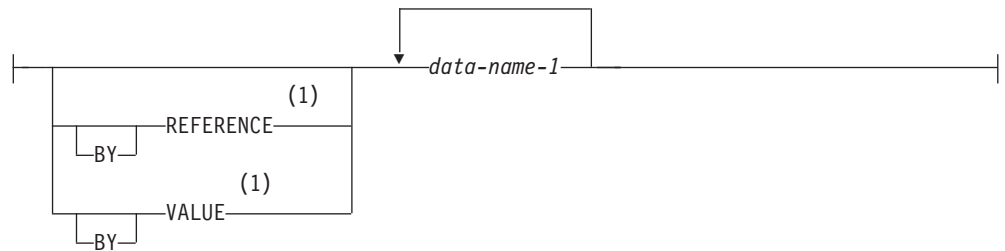
The `EXTERNAL` clause cannot be specified in the Linkage Section.

Chapter 6. Procedure Division

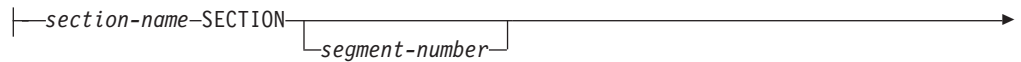
Procedure Division - Format 1



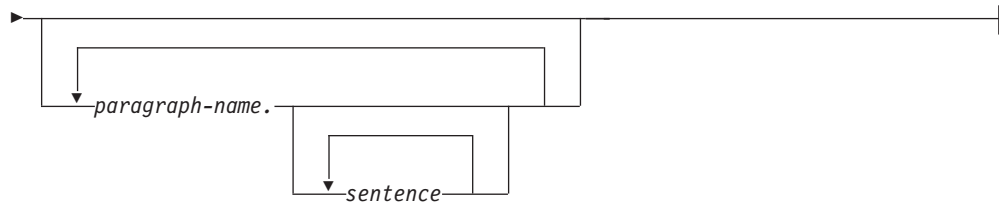
Using-phrase:



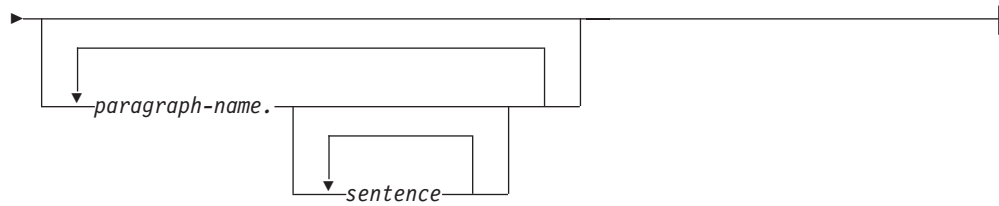
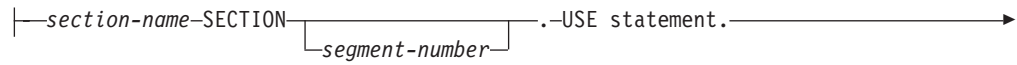
Sections-1:



Procedure Division



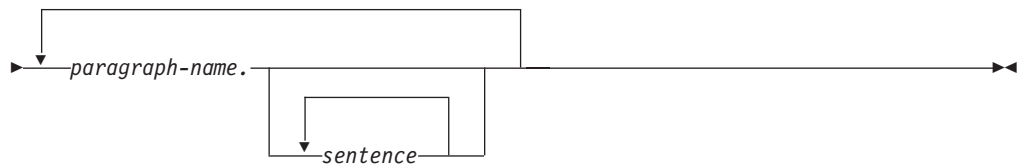
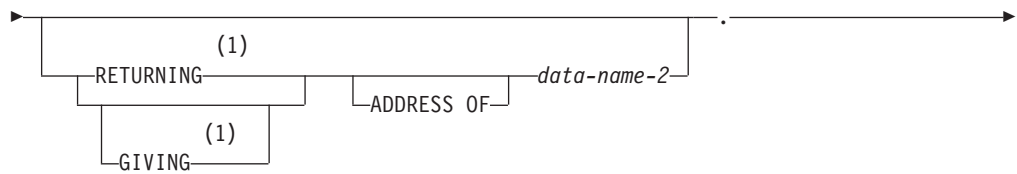
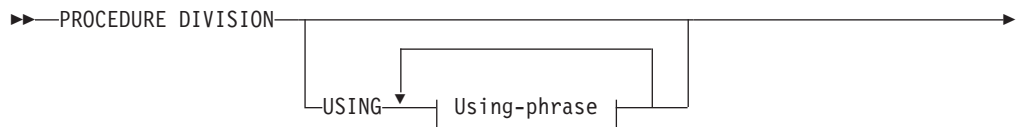
Sections-2:



Notes:

- 1 IBM Extension

Procedure Division - Format 2



Notes:

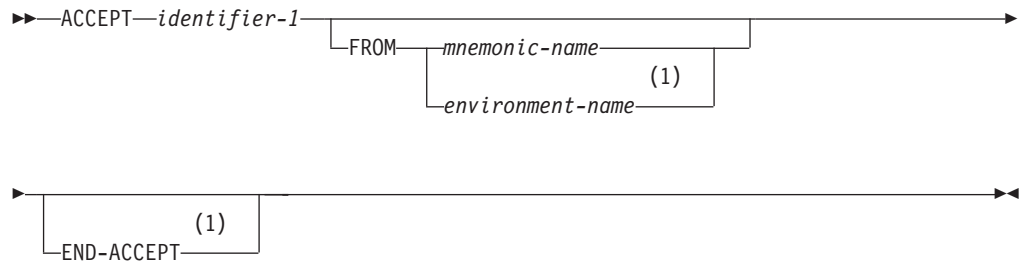
- 1 IBM Extension

Procedure Division Statements

These statements are presented in alphabetical order.

ACCEPT Statement

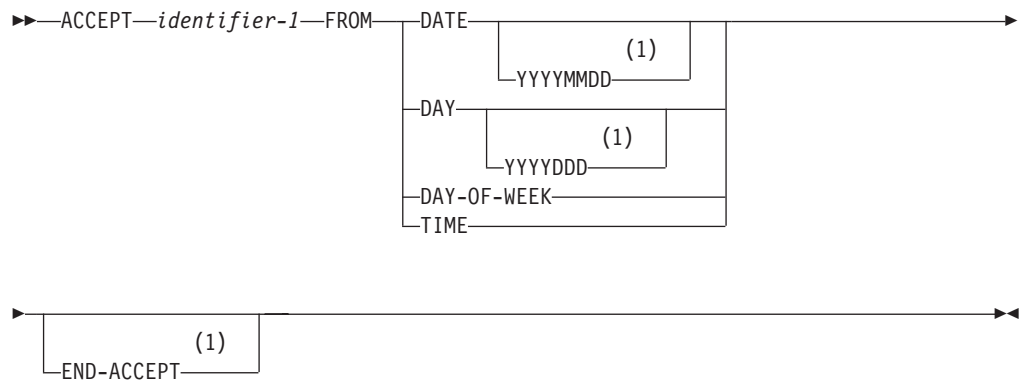
ACCEPT Statement - Format 1 - Data Transfer



Notes:

- 1 IBM Extension

ACCEPT Statement - Format 2 - System Info Transfer

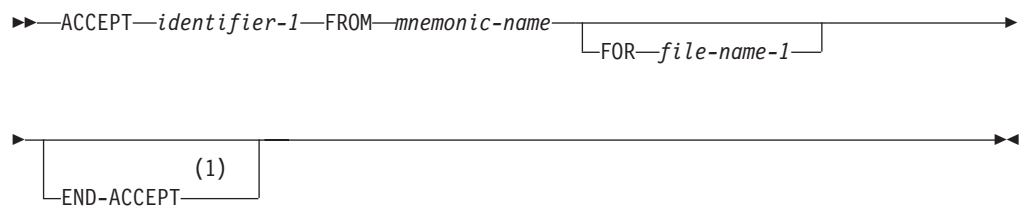


Notes:

- 1 IBM Extension

IBM Extension

ACCEPT Statement - Format 3 - Feedback

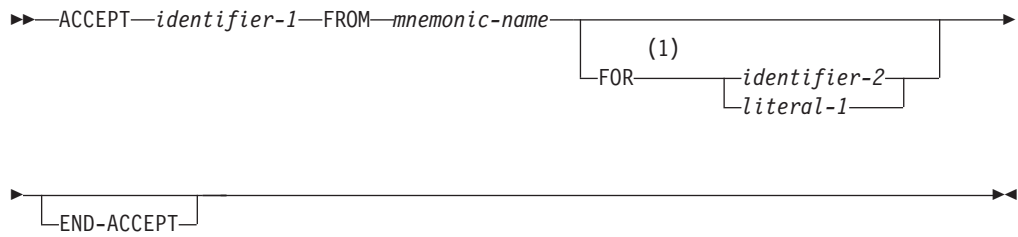


Procedure Division Statements

Notes:

- 1 IBM Extension

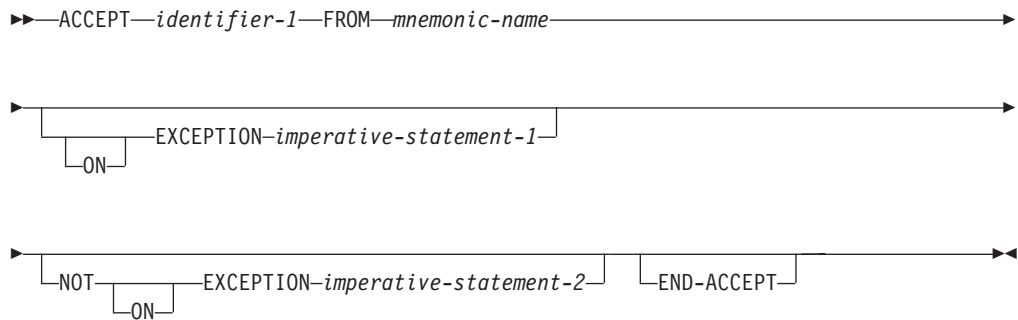
ACCEPT Statement - Format 4 - Local Data Area



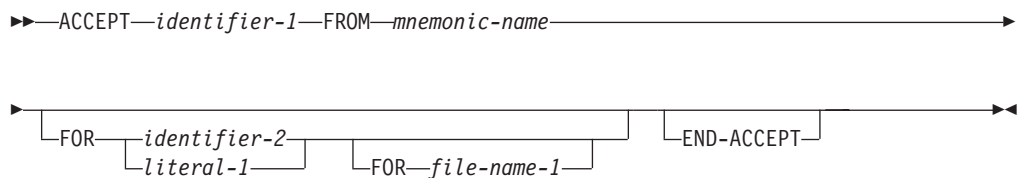
Notes:

- 1 Syntax-checked only.

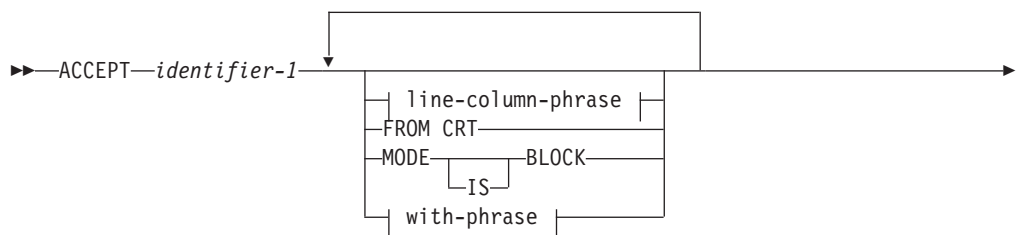
ACCEPT Statement - Format 5 - PIP Data Area



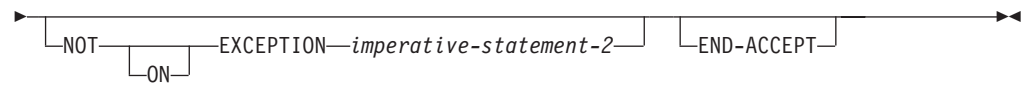
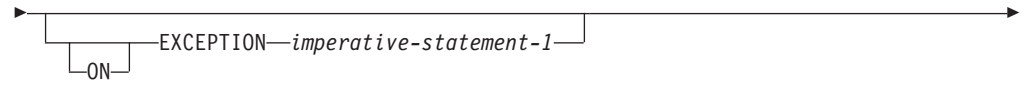
ACCEPT Statement - Format 6 - Attribute Data



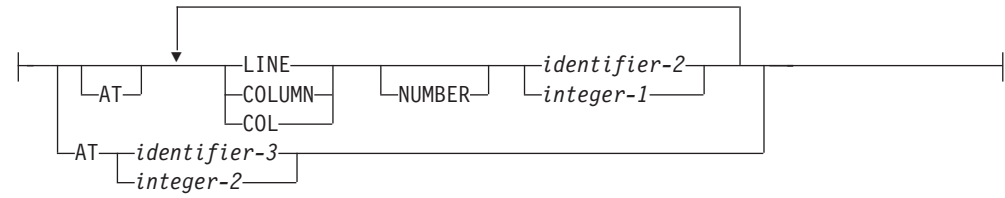
ACCEPT Statement - Format 7 - Workstation I/O



Procedure Division Statements




line-column-phrase:



Procedure Division Statements

with-phrase:



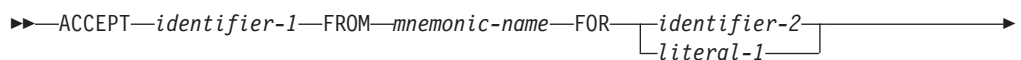
Notes:

1 Syntax-checked only.

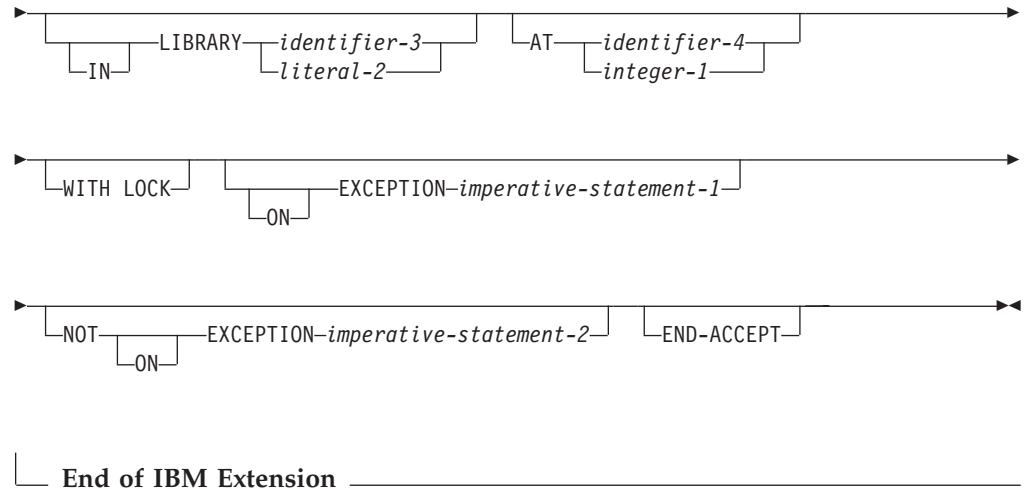
ACCEPT Statement - Format 8 - Session I/O



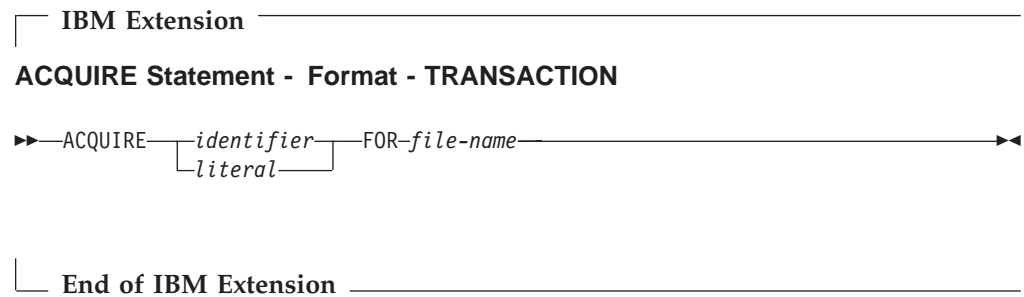
ACCEPT Statement - Format 9 - Data Area



Procedure Division Statements

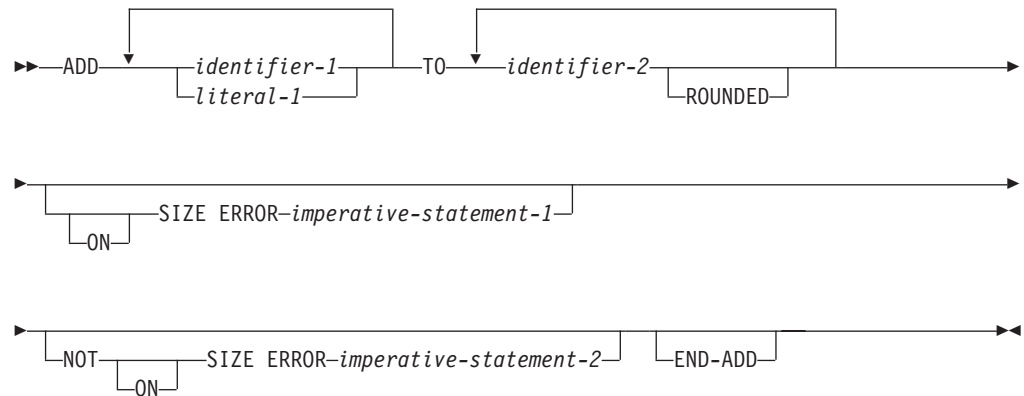


ACQUIRE Statement

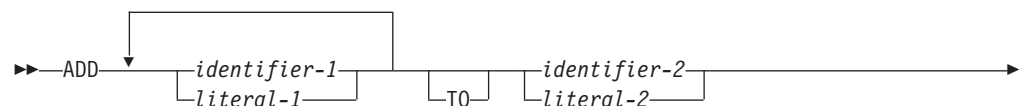


ADD Statement

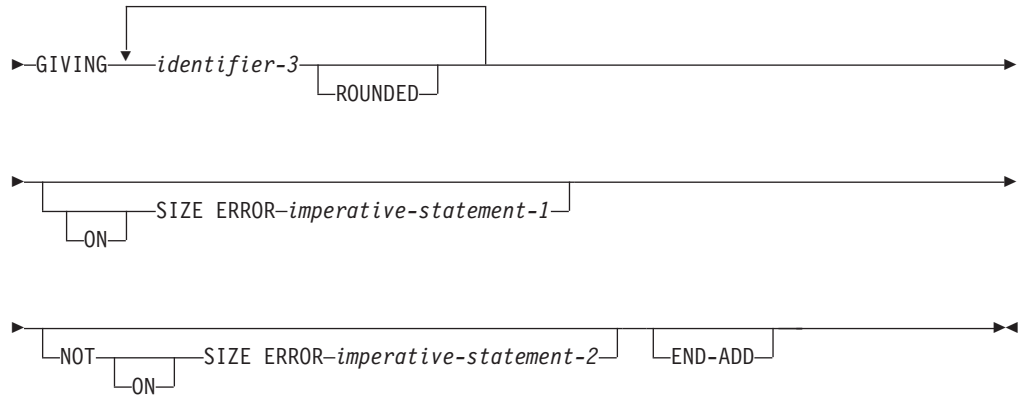
ADD Statement - Format 1 - ADD



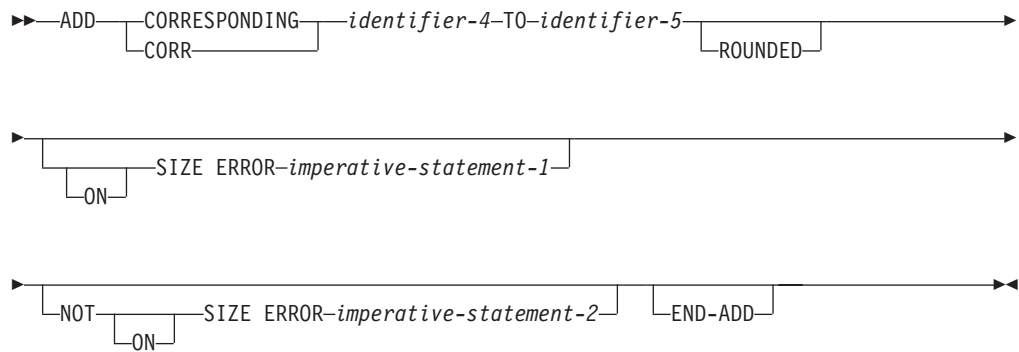
ADD Statement - Format 2 - ADD GIVING



Procedure Division Statements

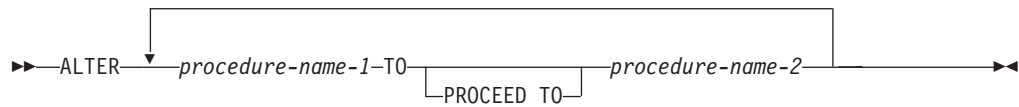


ADD Statement - Format 3 - ADD CORRESPONDING



ALTER Statement

ALTER Statement - Format

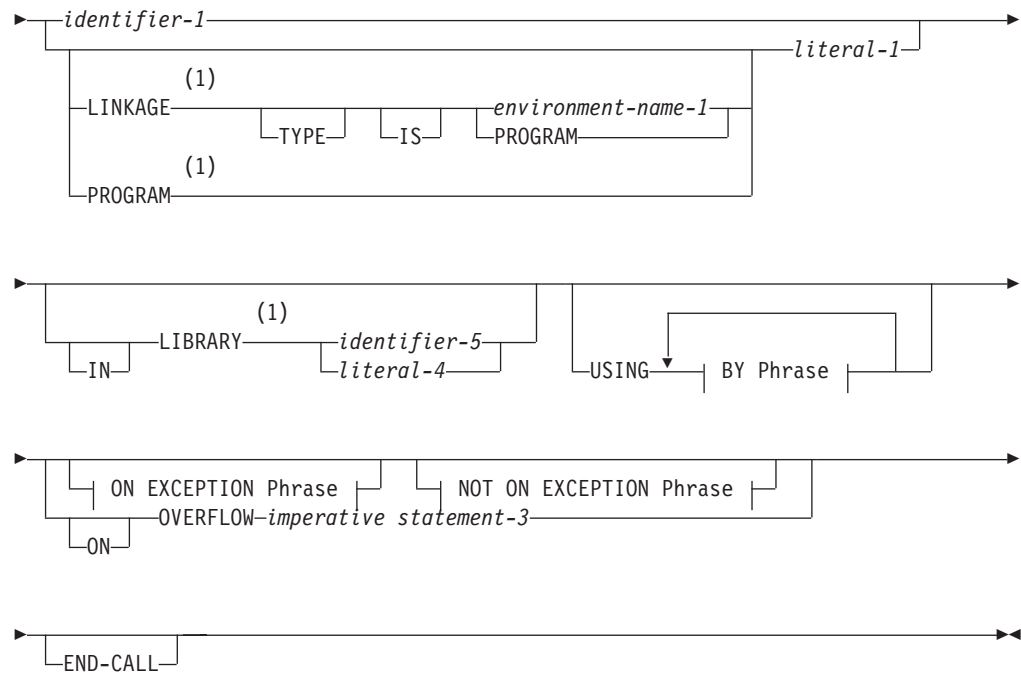


CALL Statement

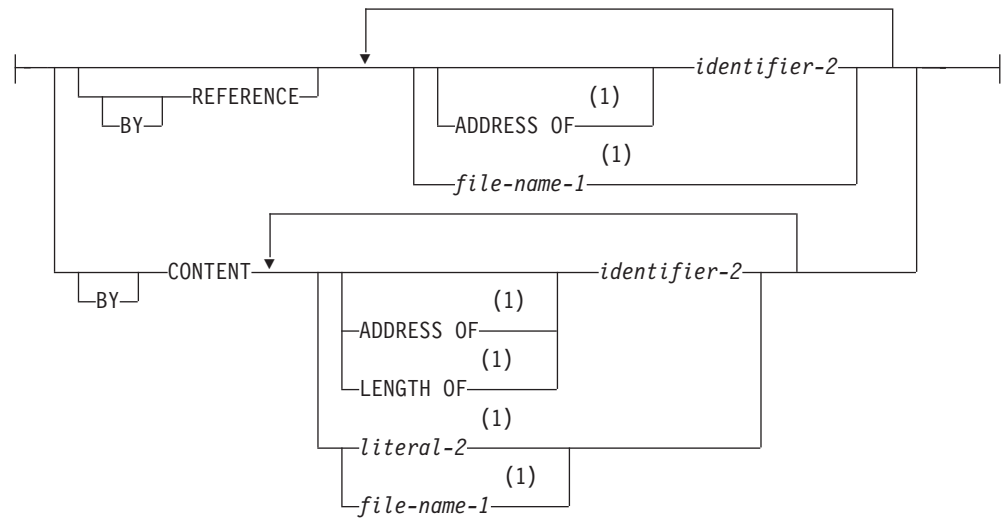
CALL Statement - Format 1



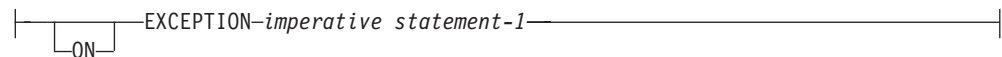
Procedure Division Statements



BY Phrase:

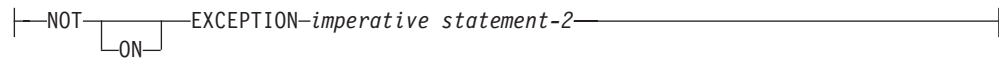


ON EXCEPTION Phrase:



Procedure Division Statements

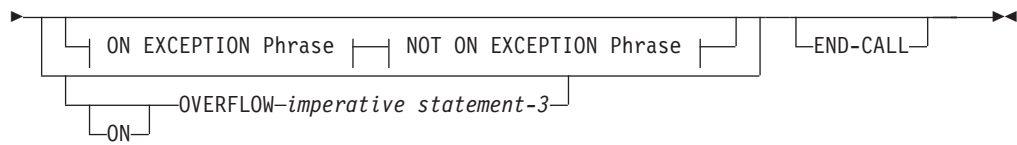
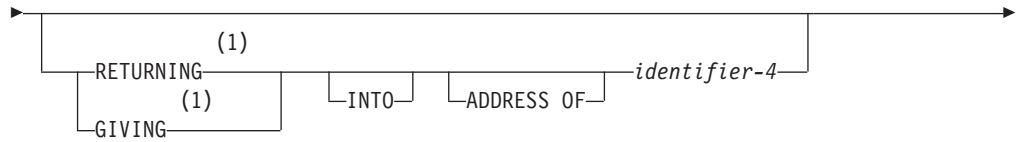
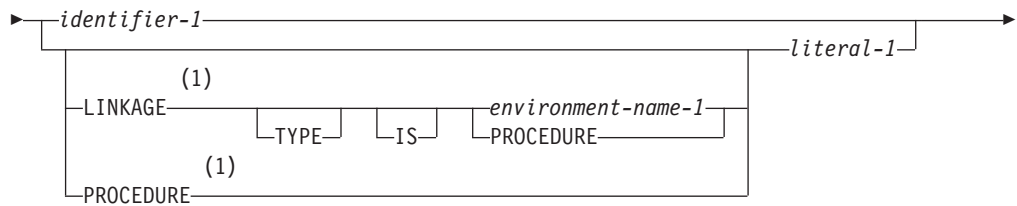
NOT ON EXCEPTION Phrase:



Notes:

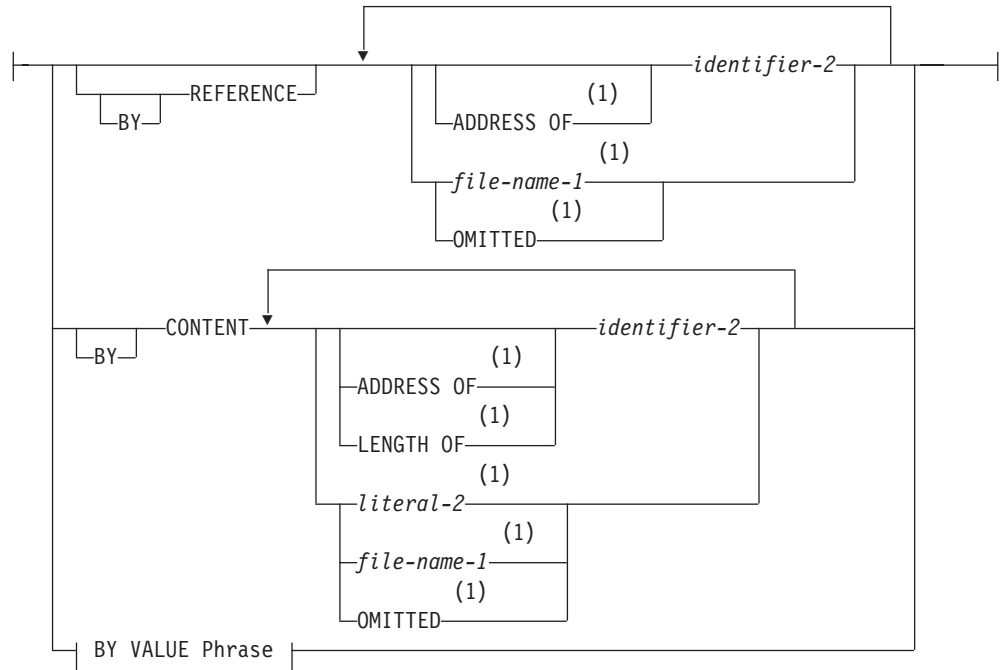
- 1 IBM Extension

CALL Statement - Format 2

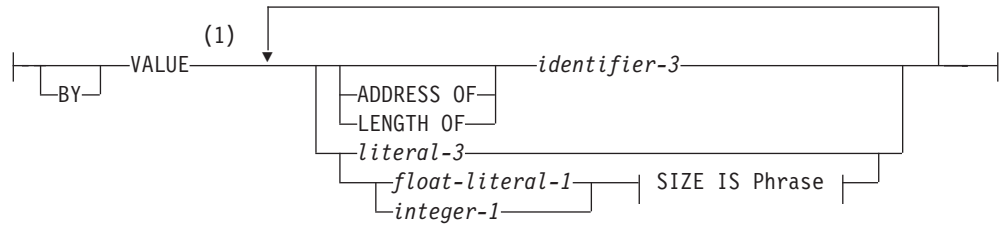


BY Phrase:


Procedure Division Statements



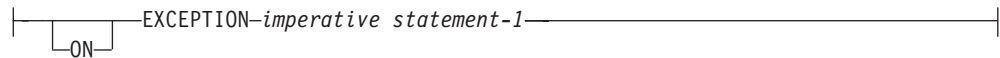
BY VALUE Phrase:



SIZE IS Phrase:



ON EXCEPTION Phrase:



NOT ON EXCEPTION Phrase:



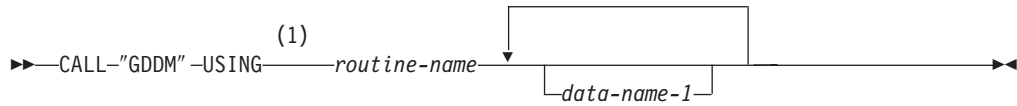
Procedure Division Statements

Notes:

- 1 IBM Extension

┌ IBM Extension _____

CALL GDDM Statement - Format



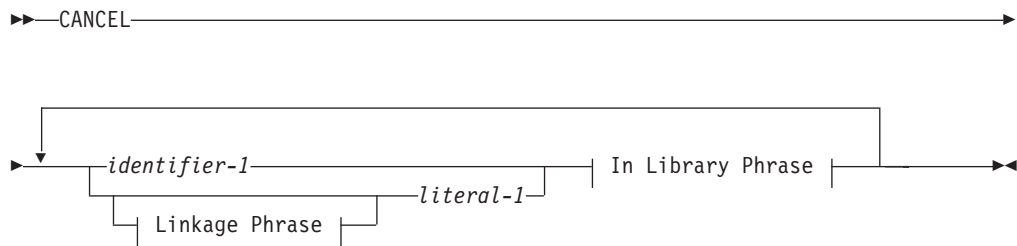
Notes:

- 1 IBM Extension

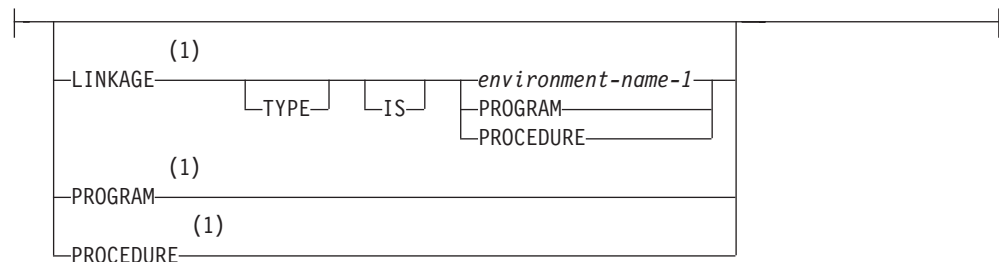
┌ End of IBM Extension _____

CANCEL Statement

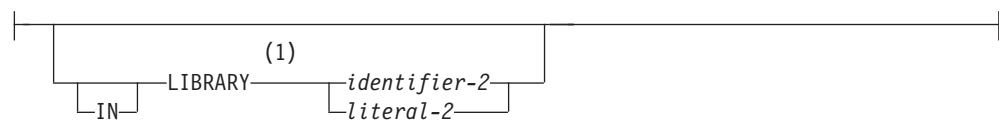
CANCEL Statement - Format



Linkage Phrase:



In Library Phrase:

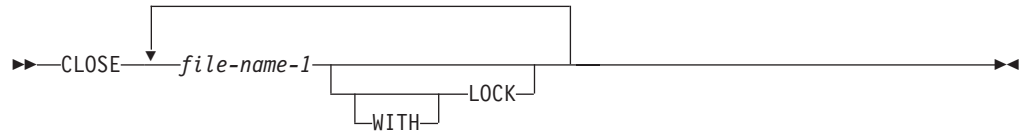


Notes:

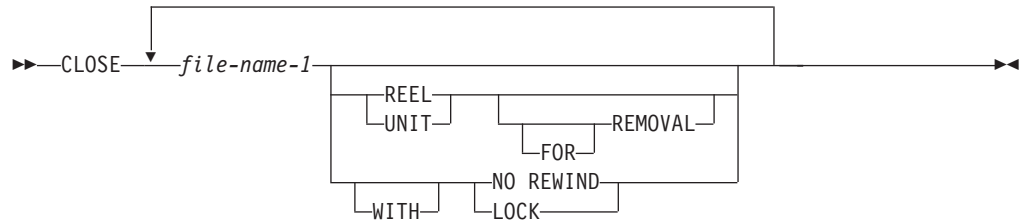
- 1 IBM Extension

CLOSE Statement

CLOSE Statement - Format 1



CLOSE Statement - Format 2 - Tape Files



COMMIT Statement

┌ IBM Extension _____

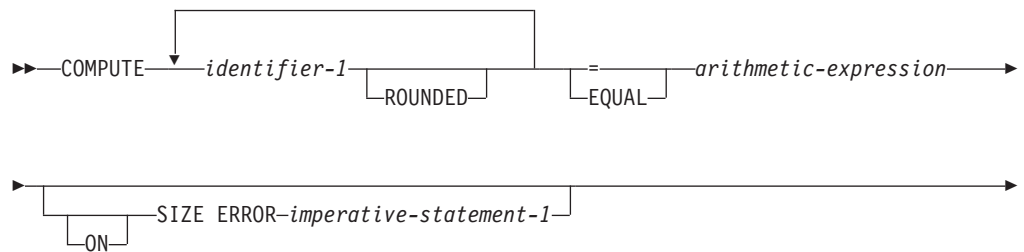
COMMIT Statement - Format



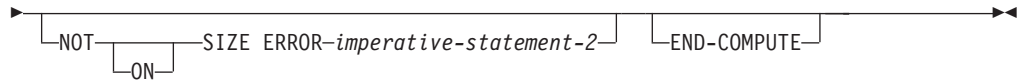
└ End of IBM Extension _____

COMPUTE Statement

COMPUTE Statement - Format



Procedure Division Statements



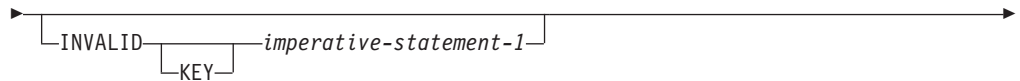
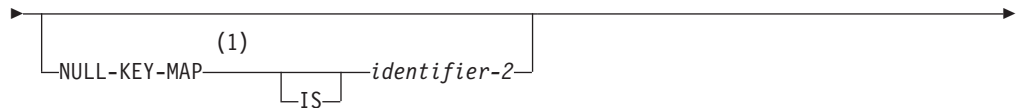
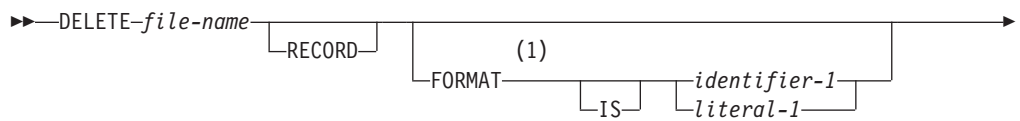
CONTINUE Statement

CONTINUE Statement - Format



DELETE Statement

DELETE Statement - Format

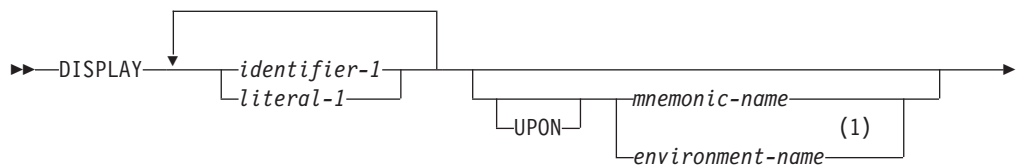


Notes:

- 1 IBM Extension

DISPLAY Statement

DISPLAY Statement - Format 1 - Data Transfer



Procedure Division Statements

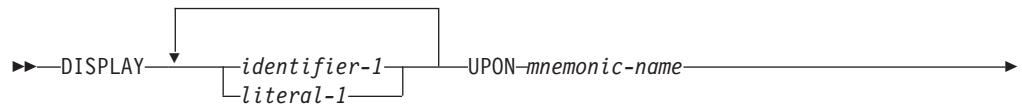


Notes:

- 1 IBM Extension
- 2 Syntax-checked only.

IBM Extension

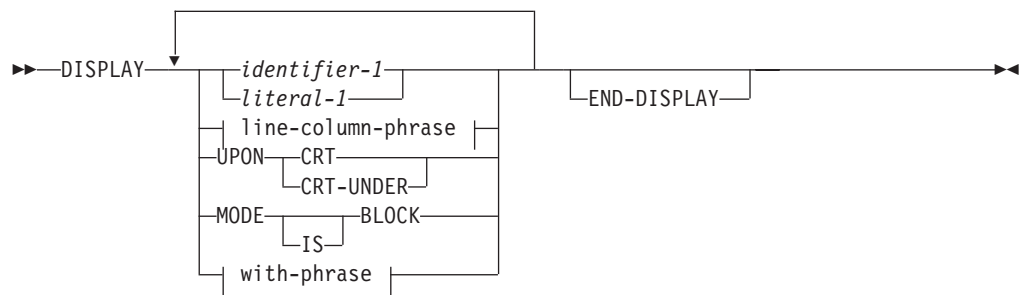
DISPLAY Statement - Format 2 - Local Data Area



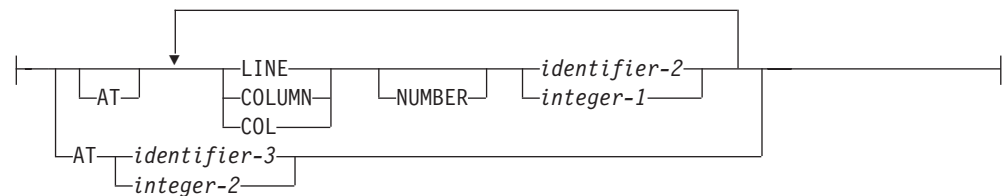
Notes:

- 1 Syntax-checked only.

DISPLAY Statement - Format 3 - Workstation I/O

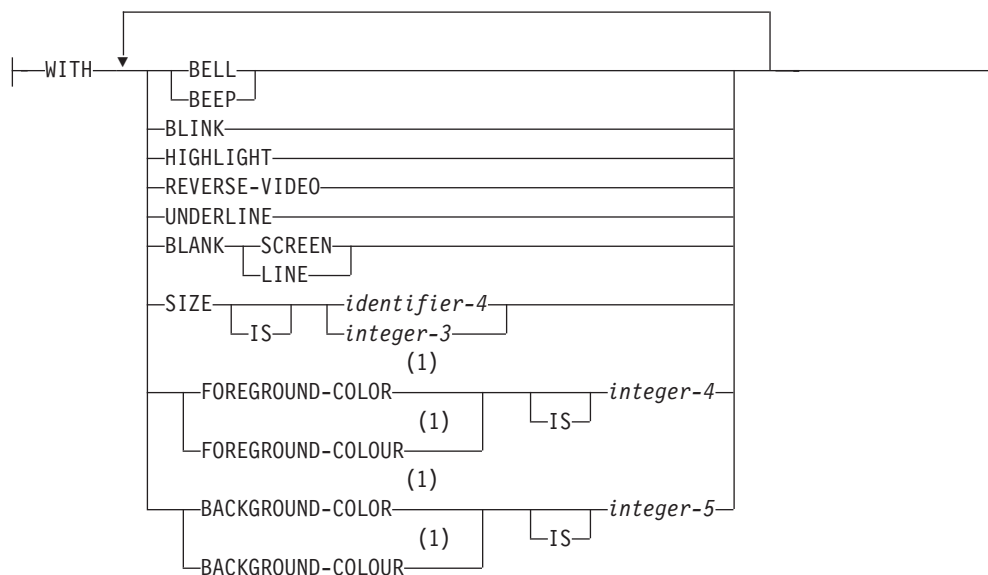


line-column-phrase:



Procedure Division Statements

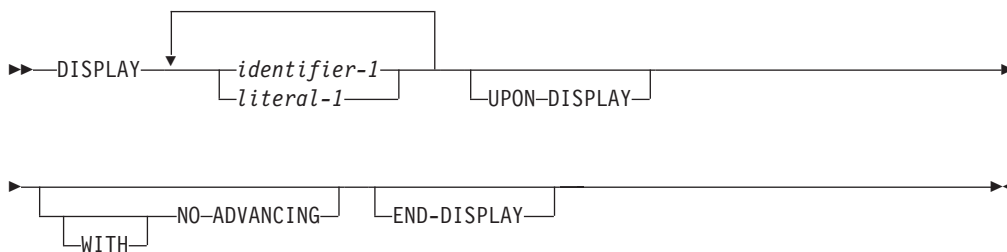
with-phrase:



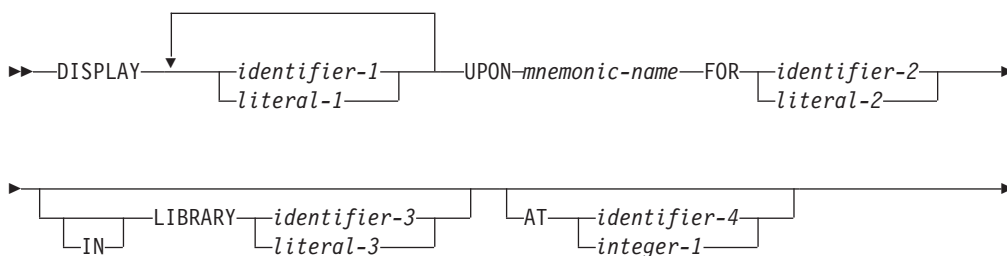
Notes:

- 1 Syntax-checked only.

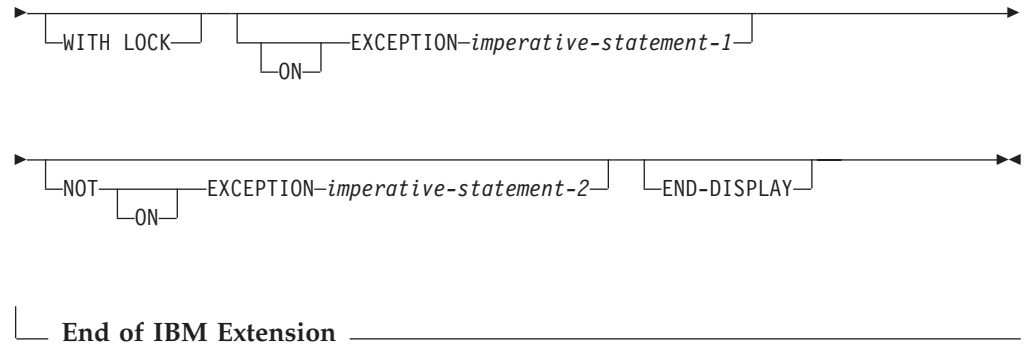
DISPLAY Statement - Format 4 - Session I/O



DISPLAY Statement - Format 5 - Data Area

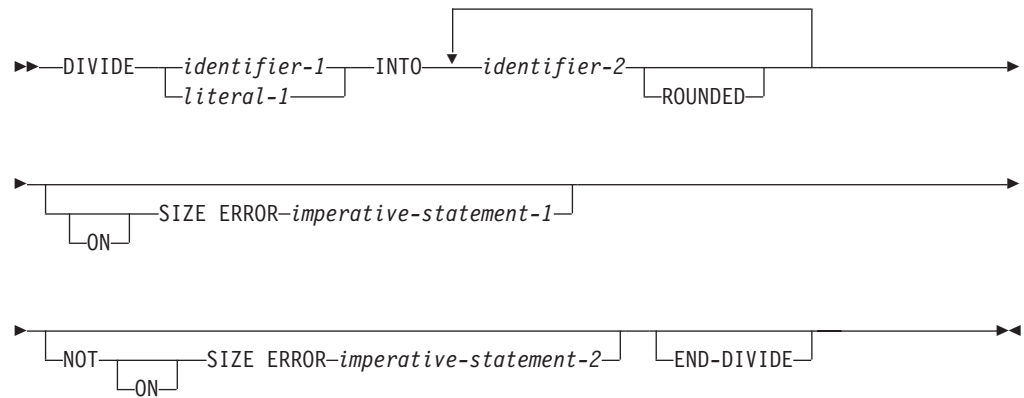


Procedure Division Statements

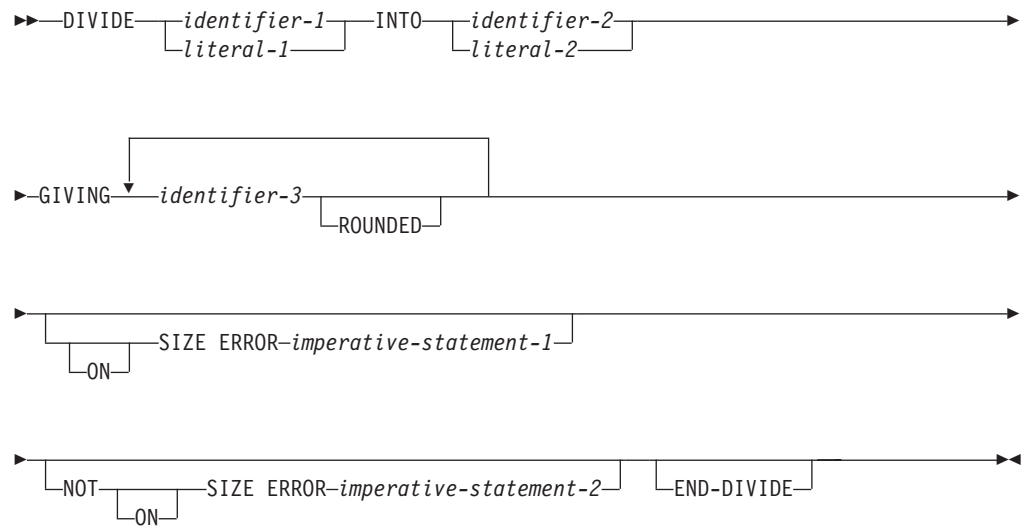


DIVIDE Statement

DIVIDE Statement - Format 1 - INTO

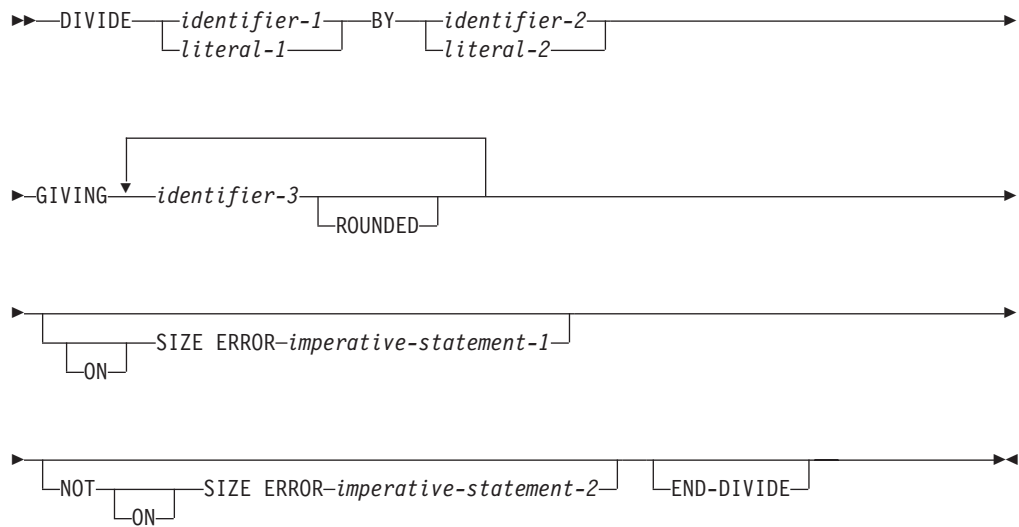


DIVIDE Statement - Format 2 - INTO GIVING

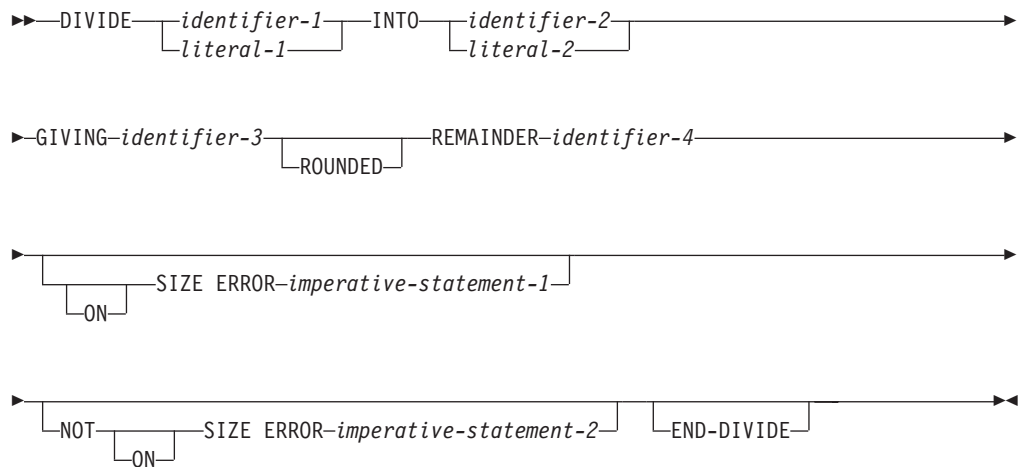


Procedure Division Statements

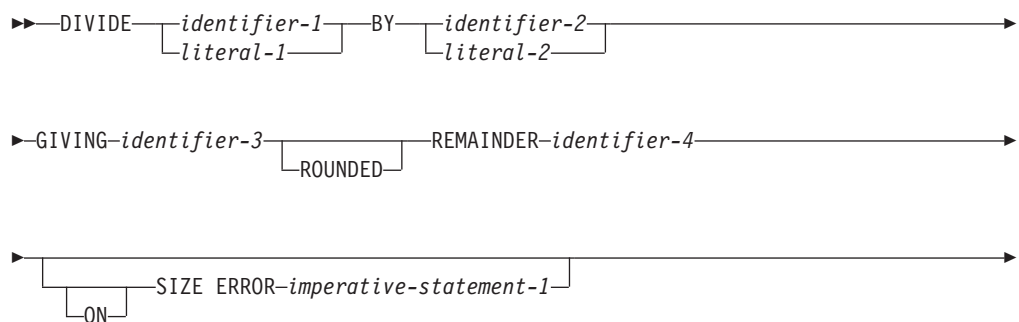
DIVIDE Statement - Format 3 - BY GIVING



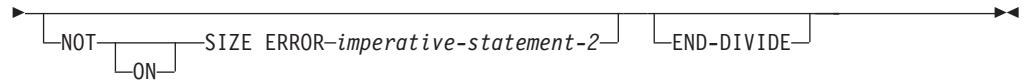
DIVIDE Statement - Format 4 - INTO GIVING REMAINDER




DIVIDE Statement - Format 5 - BY GIVING REMAINDER



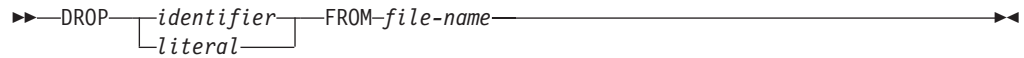
Procedure Division Statements



DROP Statement

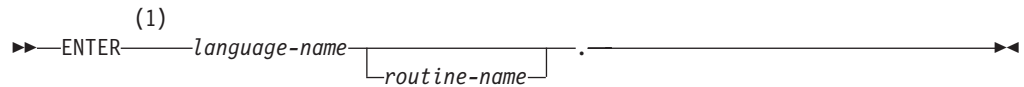


DROP Statement - Format



ENTER Statement

ENTER Statement - Format

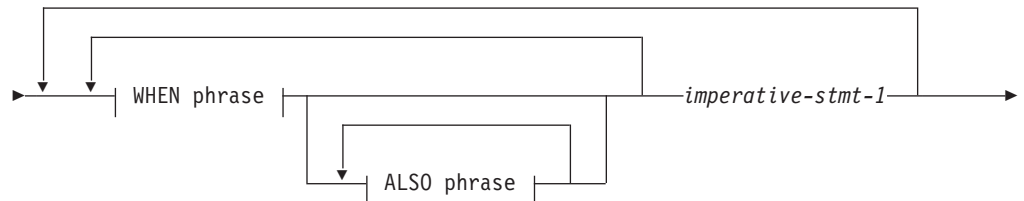
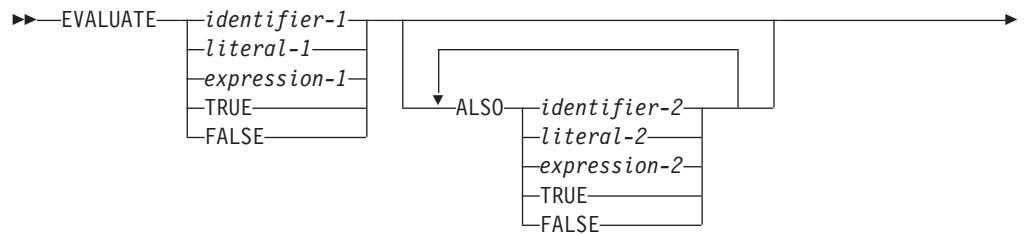


Notes:

- 1 Syntax-checked only.

EVALUATE Statement

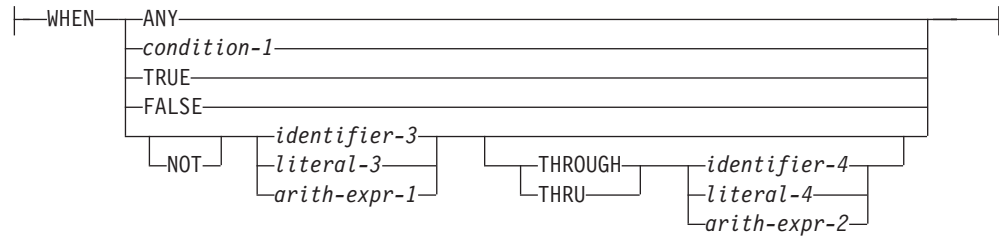
EVALUATE Statement - Format



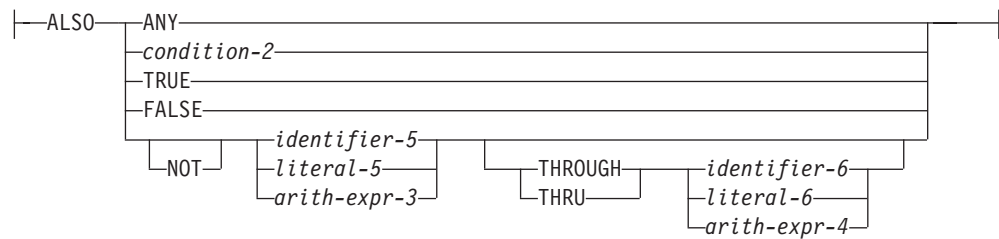
Procedure Division Statements



WHEN phrase:



ALSO phrase:



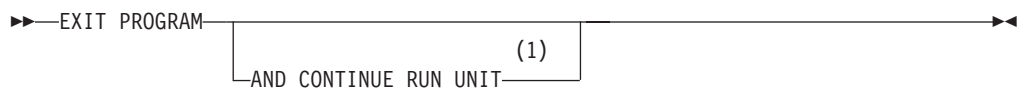
EXIT Statement

EXIT Statement - Format



EXIT PROGRAM Statement


EXIT PROGRAM Statement



Notes:

- 1 IBM Extension

GOBACK Statement

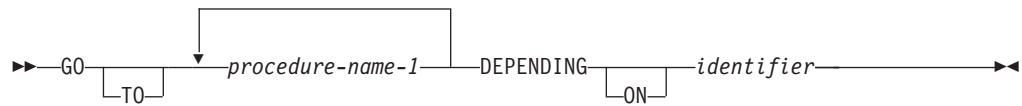


GO TO Statement

GO TO Statement - Format 1 - Unconditional



GO TO Statement - Format 2 - Conditional




GO TO Statement - Format 3 - Altered

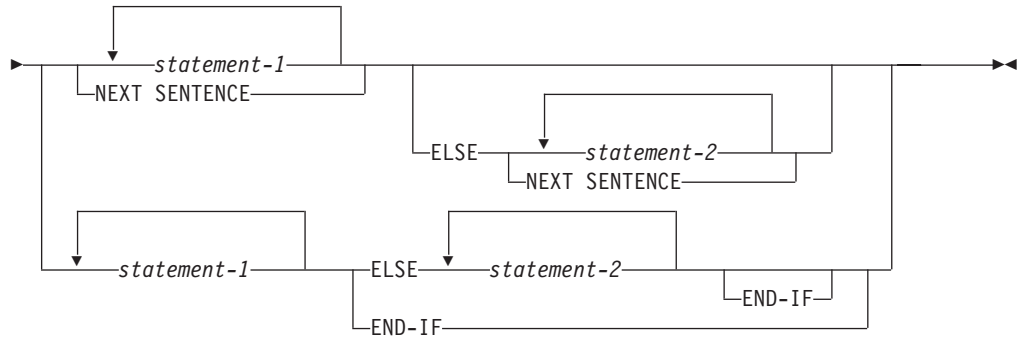


IF Statement

IF Statement — Format

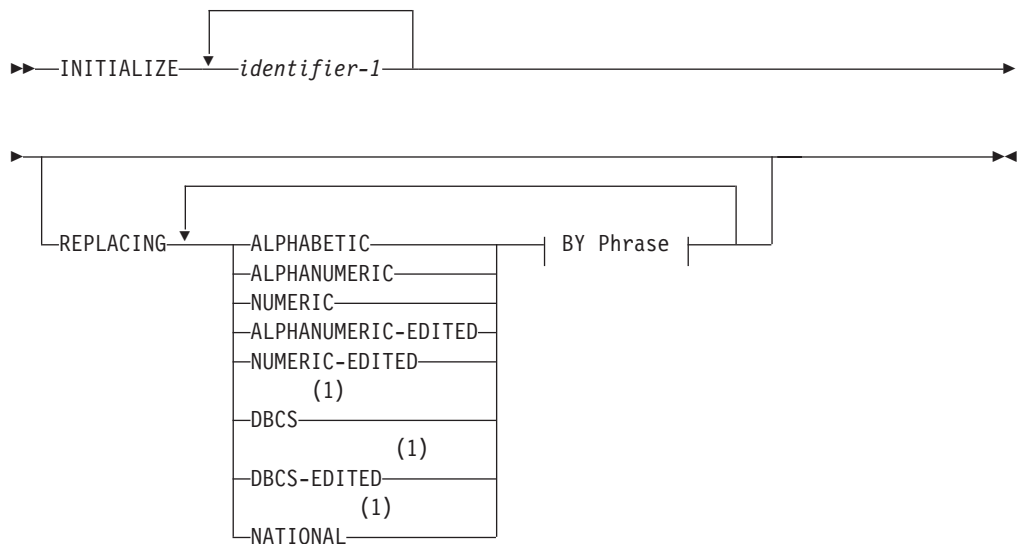


Procedure Division Statements



INITIALIZE Statement

INITIALIZE Statement - Format



BY Phrase:



Notes:

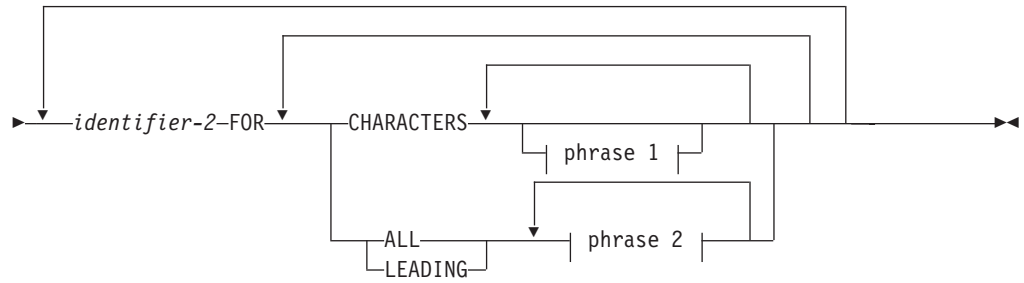
- 1 IBM Extension

INSPECT Statement

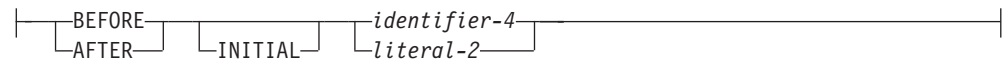
INSPECT Statement - Format 1



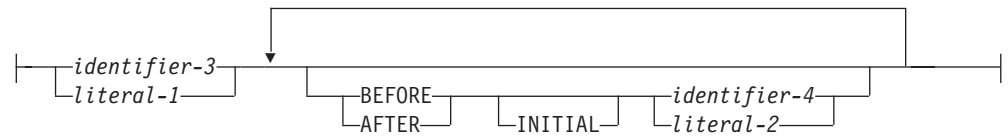
Procedure Division Statements



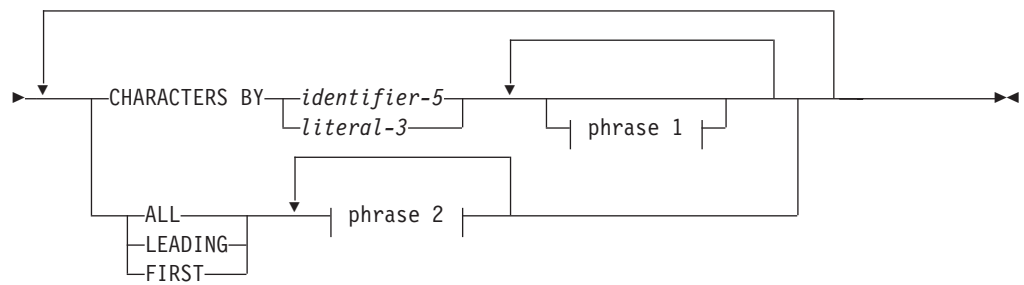
phrase 1:



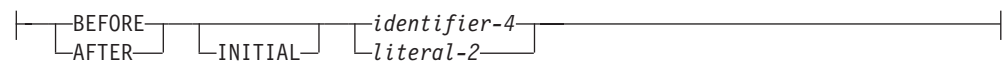
phrase 2:



INSPECT Statement - Format 2



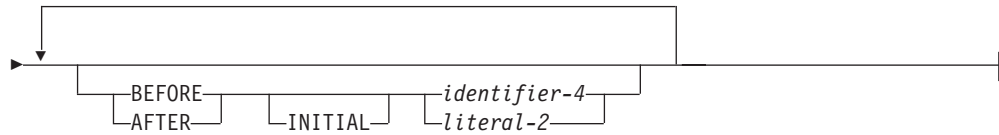
phrase 1:



phrase 2:

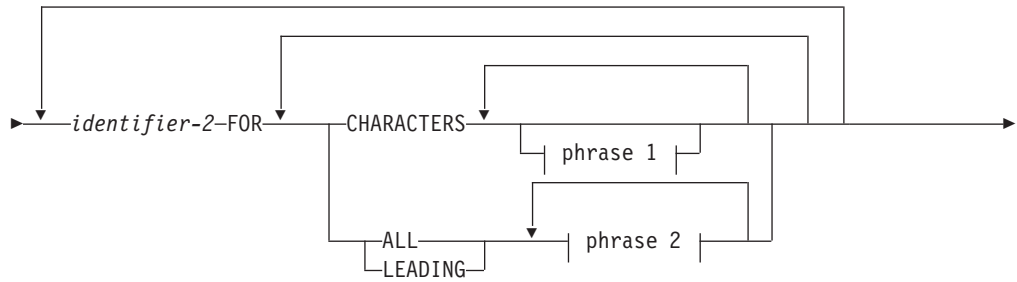


Procedure Division Statements

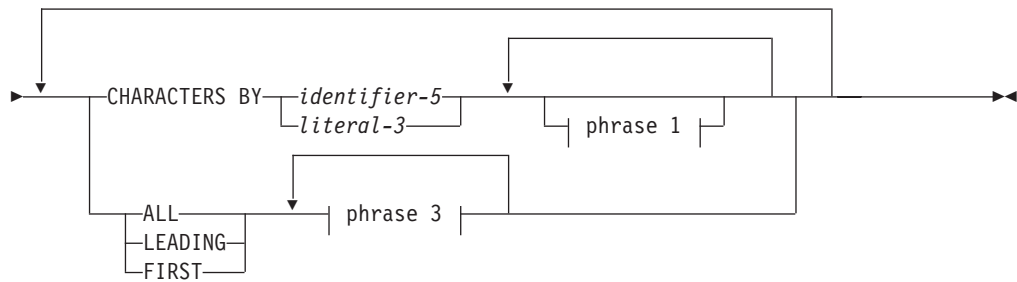


INSPECT Statement - Format 3

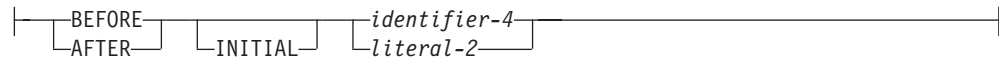
►► `INSPECT identifier-1 TALLYING` ►►



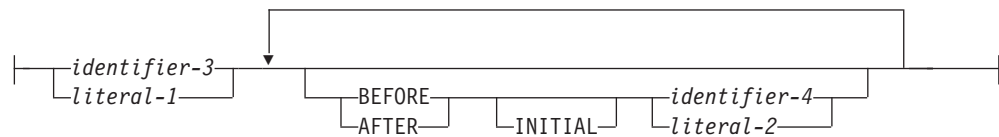
► `REPLACING` ►



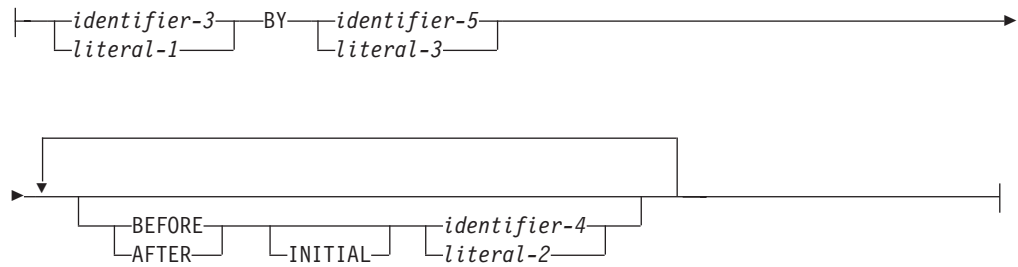
phrase 1:



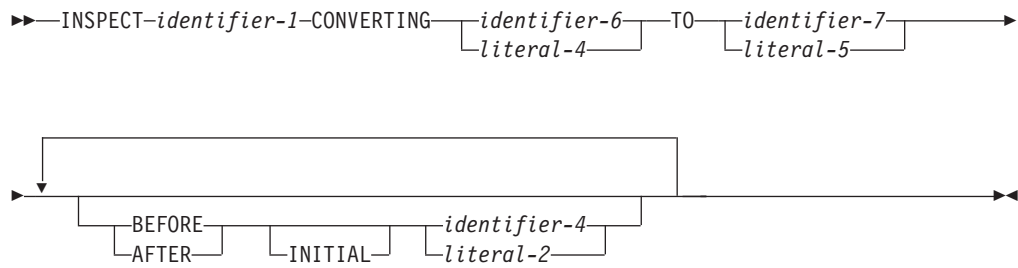
phrase 2:



phrase 3:

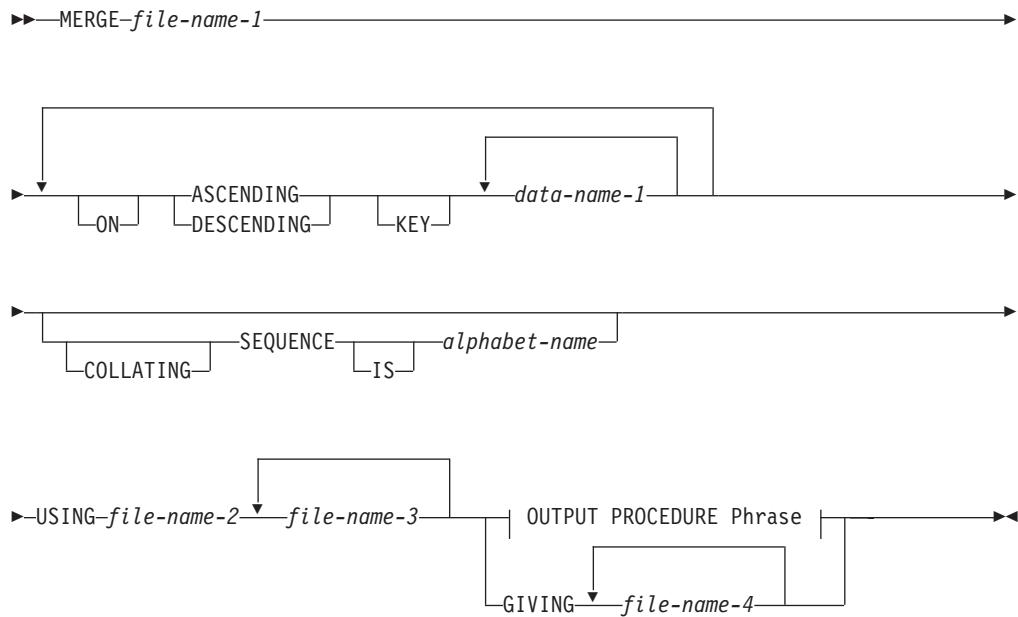


INSPECT Statement - Format 4

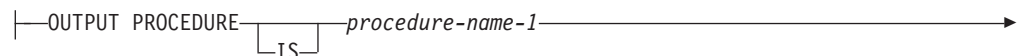


MERGE Statement

MERGE Statement — Format



OUTPUT PROCEDURE Phrase:

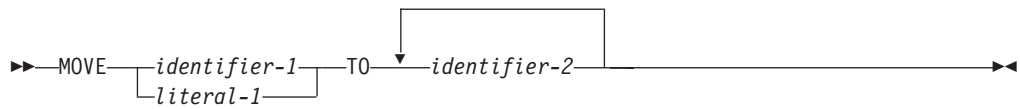


Procedure Division Statements

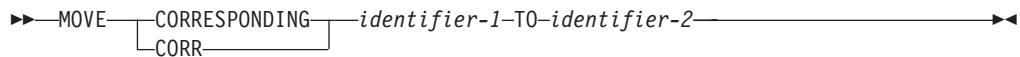


MOVE Statement

MOVE Statement - Format 1

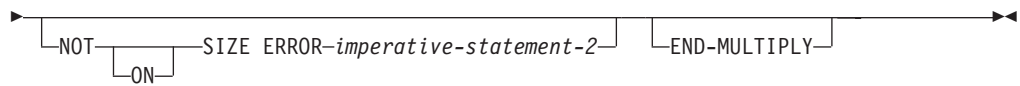
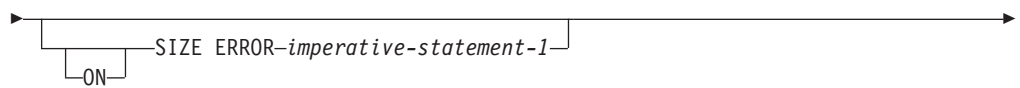
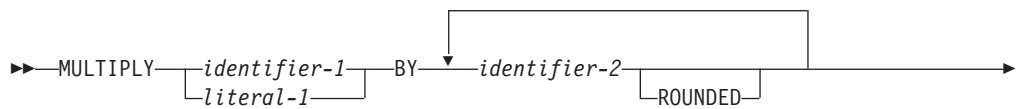


MOVE Statement — Format 2

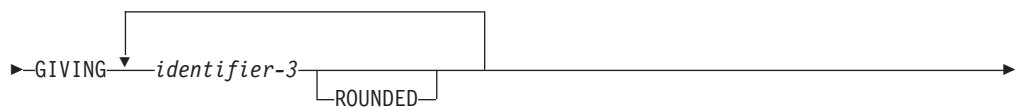
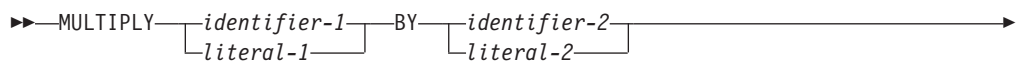


MULTIPLY Statement

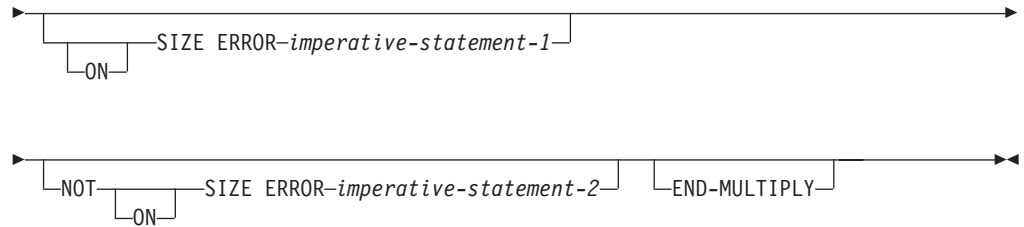
MULTIPLY Statement - Format 1



MULTIPLY Statement - Format 2 - GIVING

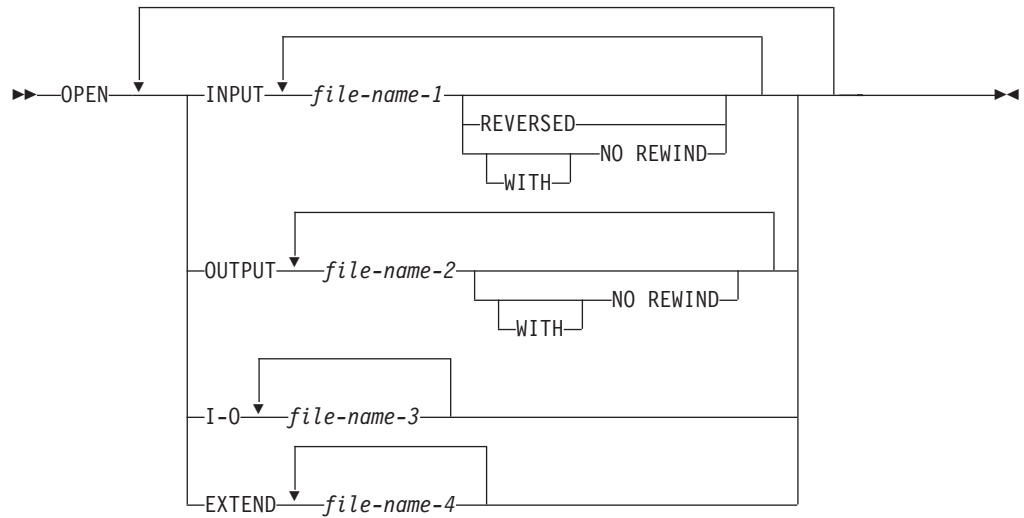


Procedure Division Statements

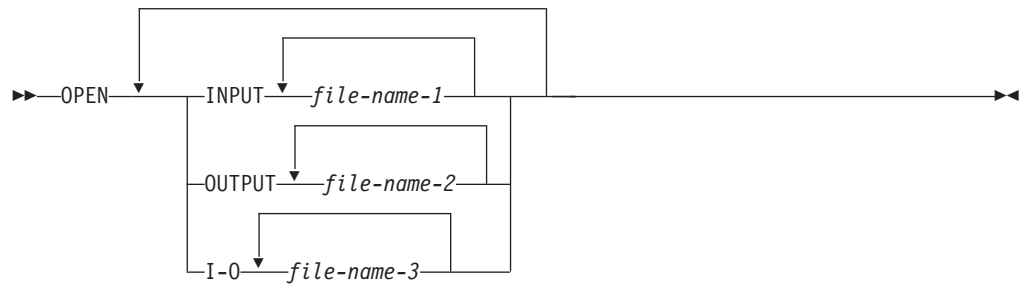


OPEN Statement

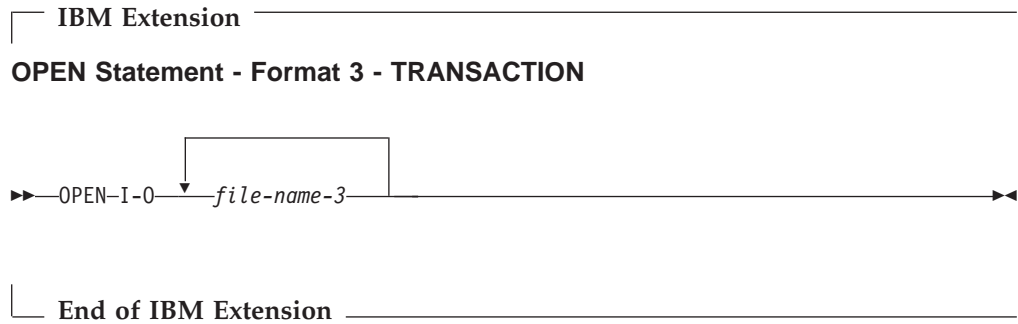
OPEN Statement — Format 1 — Sequential



OPEN Statement - Format 2 - Indexed and Relative

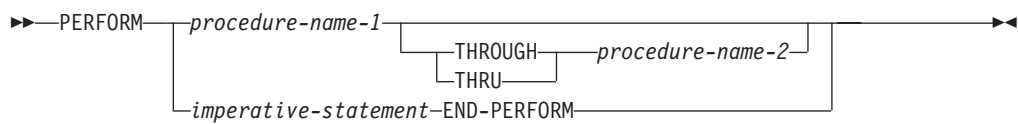


Procedure Division Statements

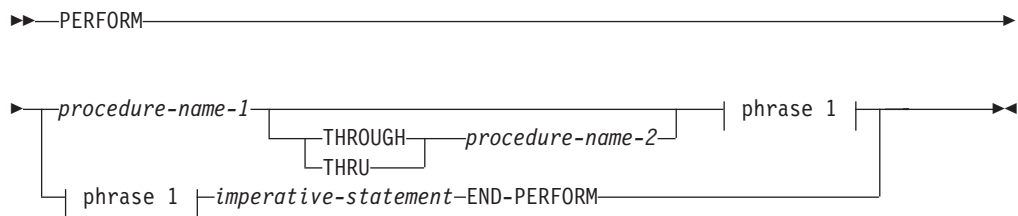


PERFORM Statement


PERFORM Statement - Format 1



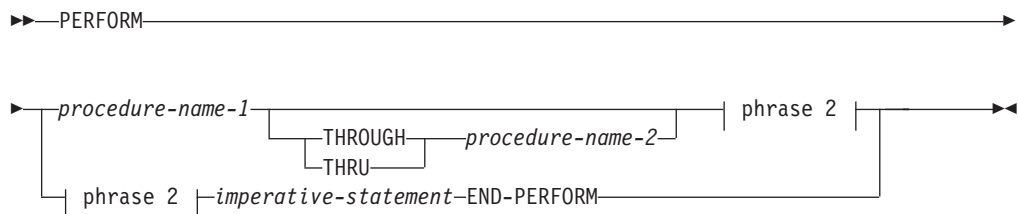
PERFORM Statement - Format 2



phrase-1:

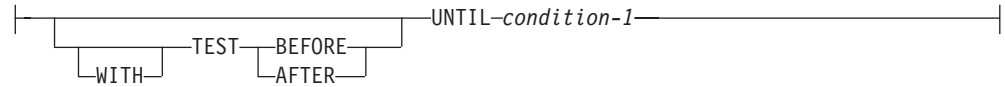


PERFORM Statement - Format 3

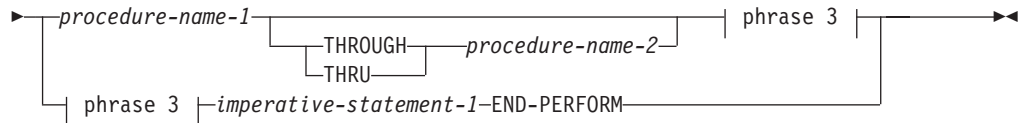


Procedure Division Statements

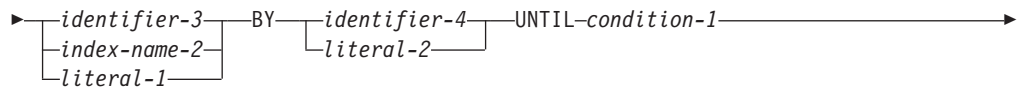
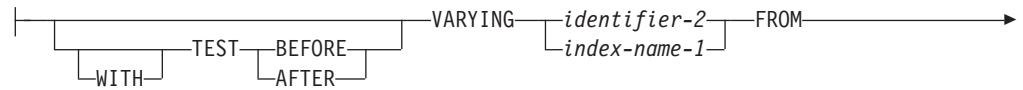
phrase 2:



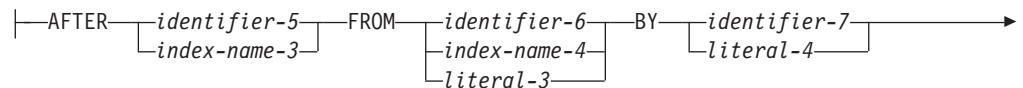
PERFORM Statement - Format 4



phrase 3:

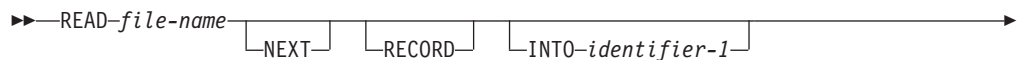


phrase 4:

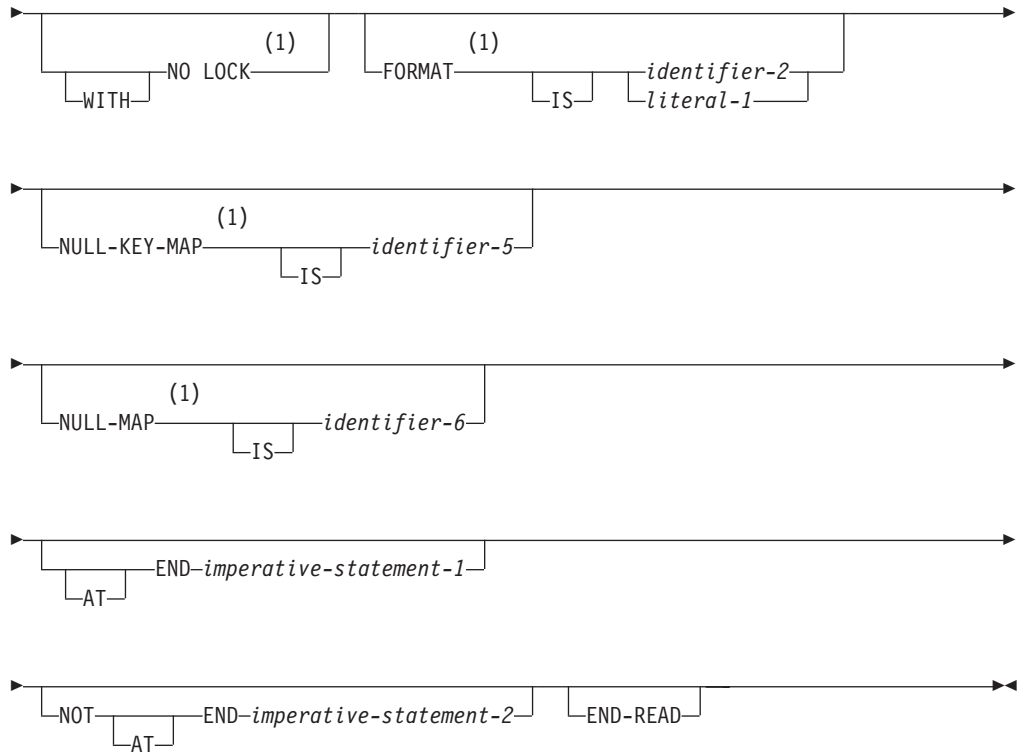


READ Statement

READ - Format 1 - Sequential Retrieval/Access



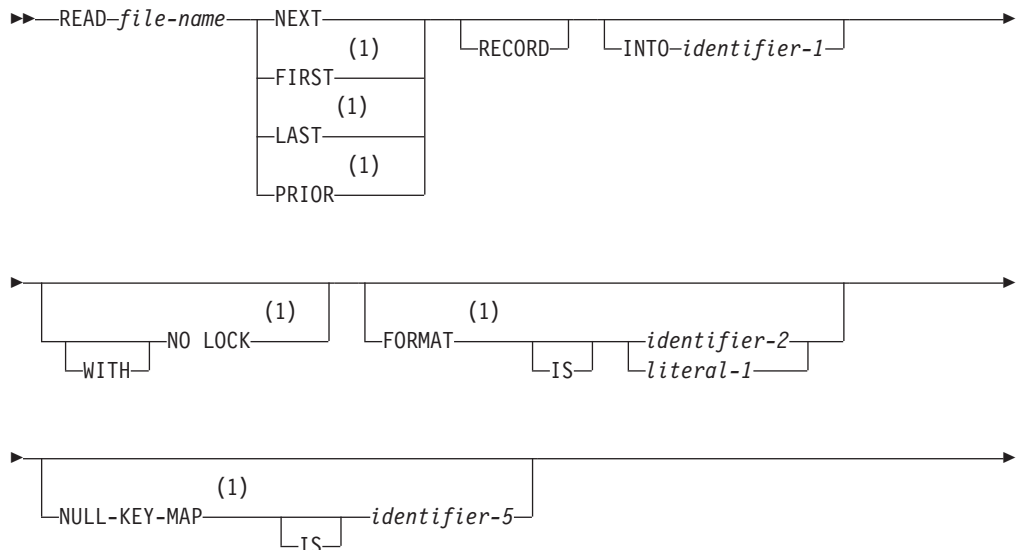
Procedure Division Statements



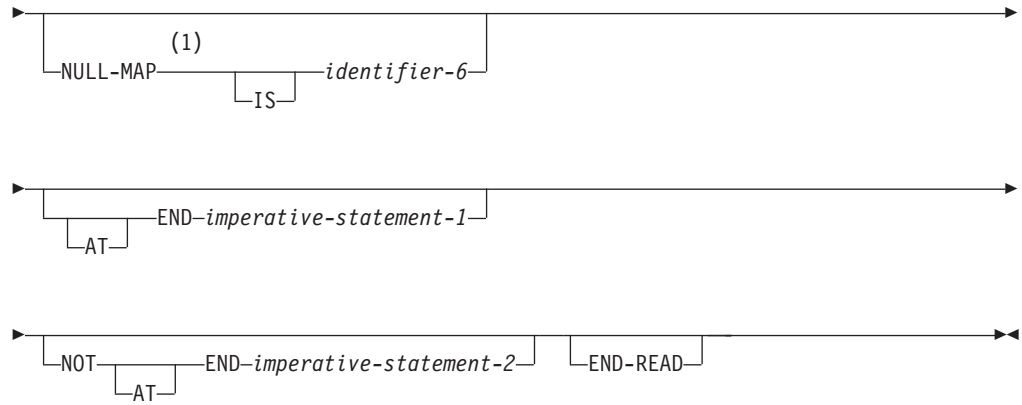
Notes:

1 IBM Extension.

READ - Format 2 - Sequential Ret./Dynamic Access



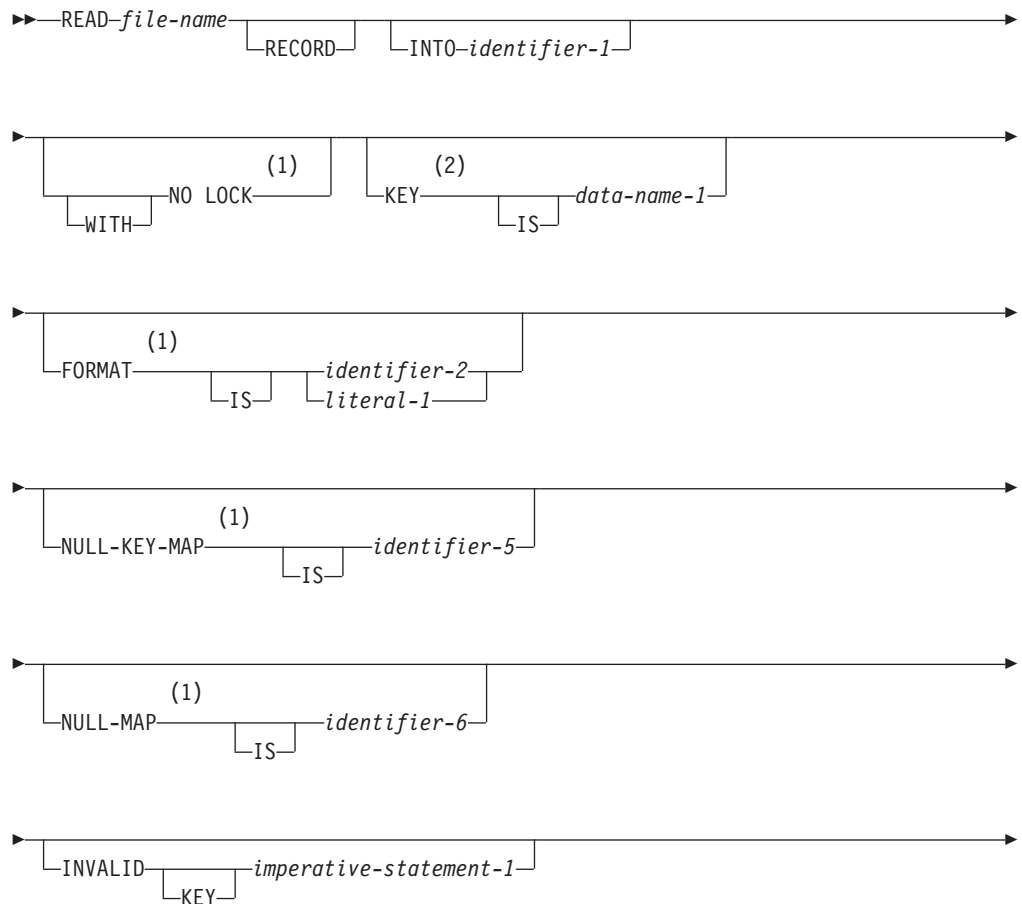
Procedure Division Statements



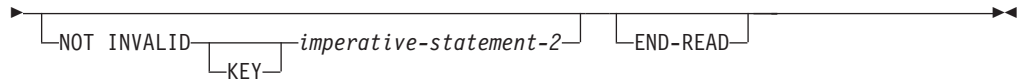
Notes:

1 IBM Extension

READ Statement - Format 3 - Random Retrieval



Procedure Division Statements

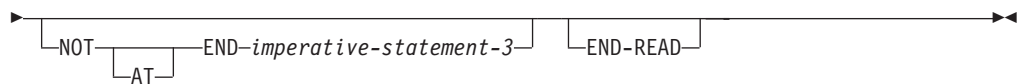
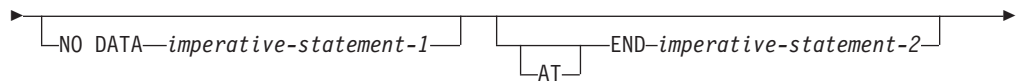
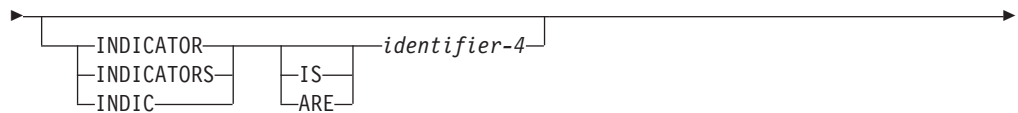
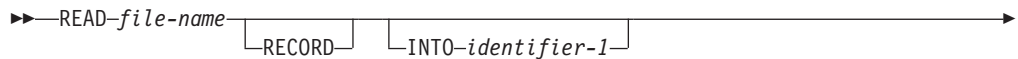


Notes:

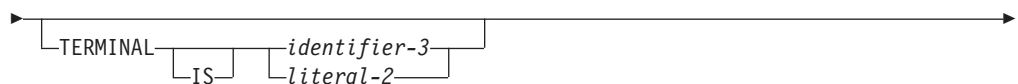
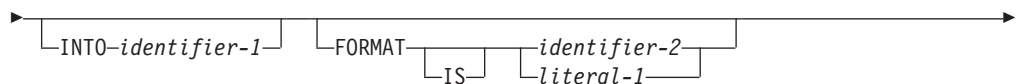
- 1 IBM Extension
- 2 Syntax-checked only.

IBM Extension

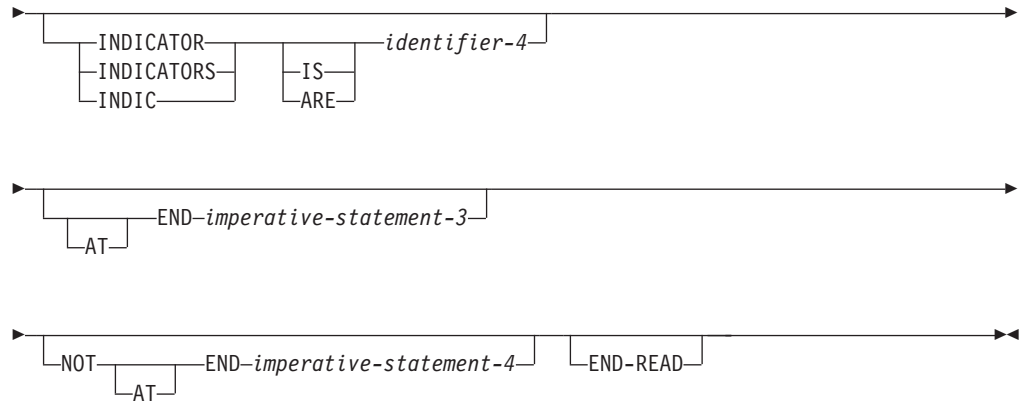
READ Statement - Format 4 - Transaction (Nonsubfile)



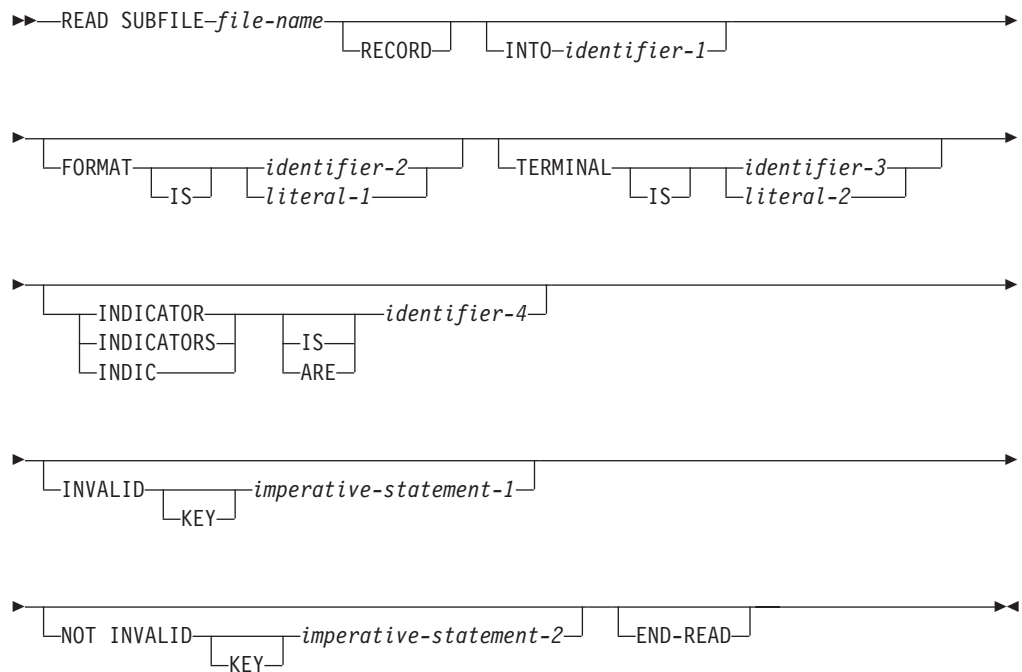
READ - Format 5a - Transaction (Subfile Sequential)



Procedure Division Statements



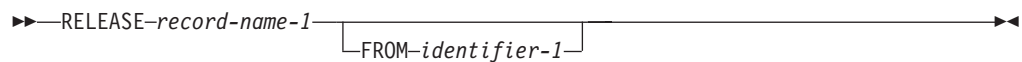
READ - Format 5b - Transaction (Subfile Random)



└ End of IBM Extension _____

RELEASE Statement

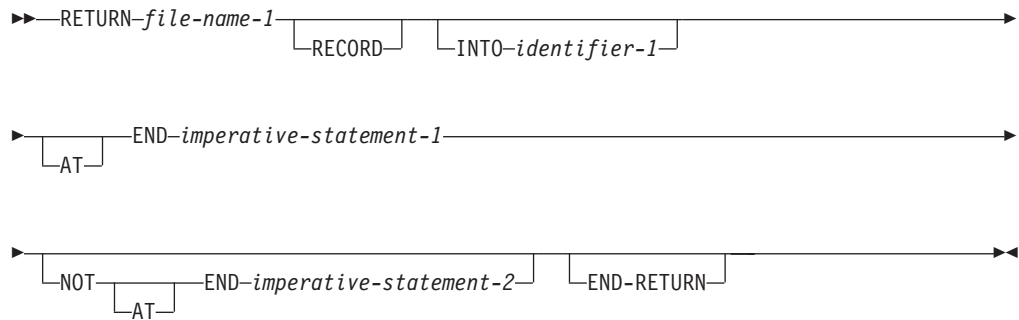
RELEASE Statement - Format



Procedure Division Statements

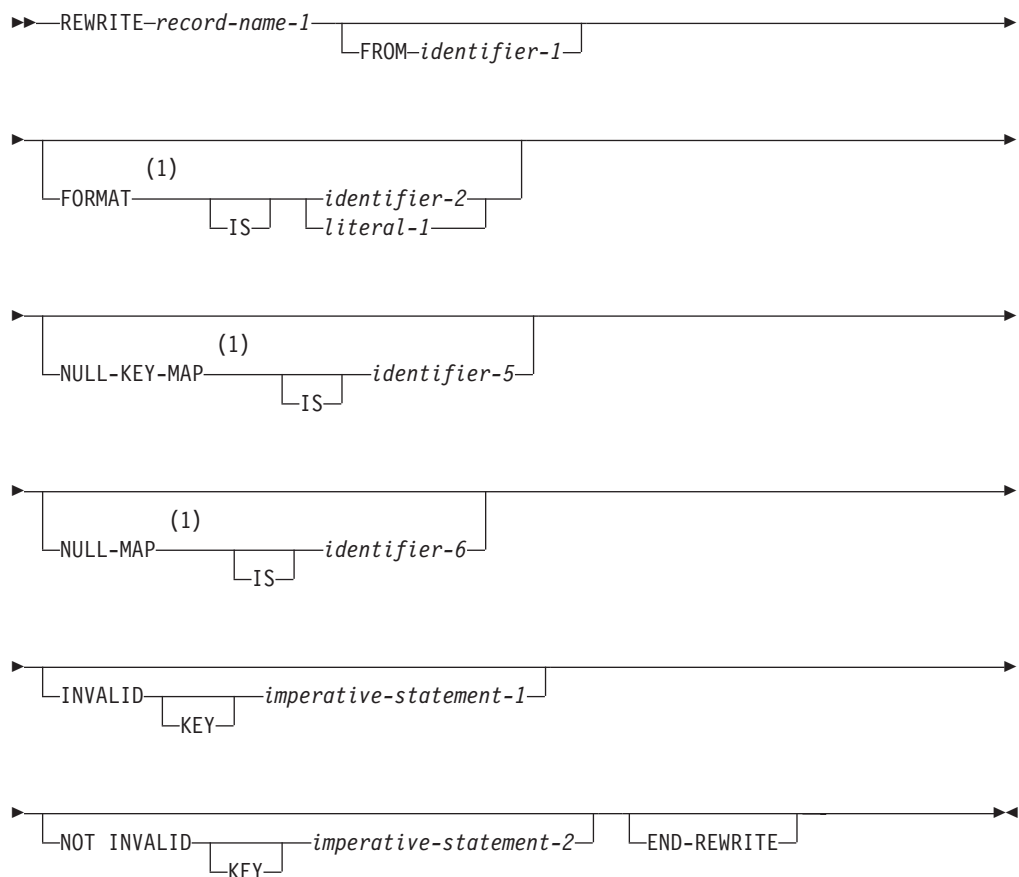
RETURN Statement

RETURN Statement - Format



REWRITE Statement

REWRITE Statement - Format 1

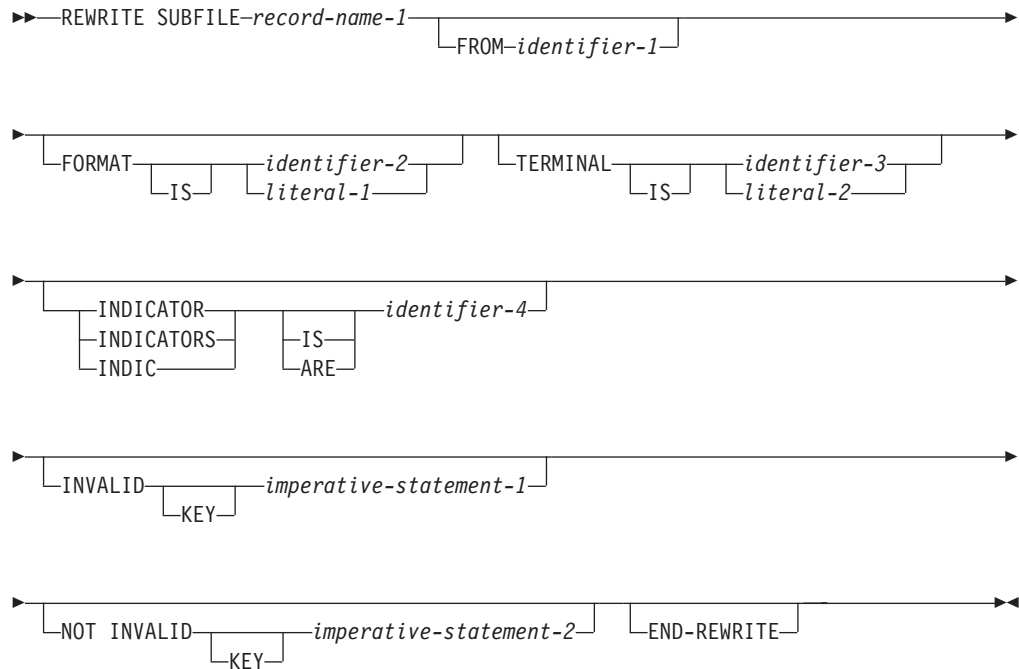


Notes:

- 1 IBM Extension

┌ IBM Extension

REWRITE Statement - Format 2 - Transaction (Subfile)



└ End of IBM Extension

ROLLBACK Statement

┌ IBM Extension

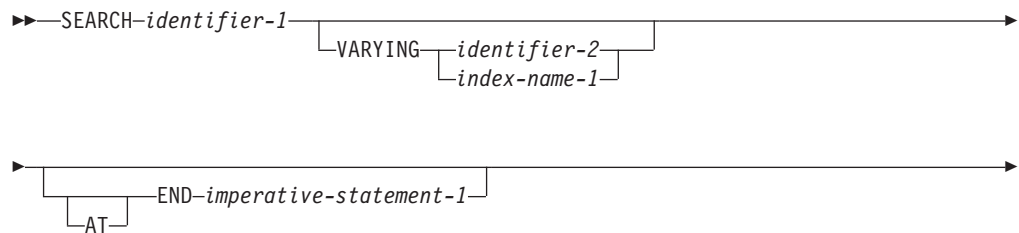
ROLLBACK Statement - Format



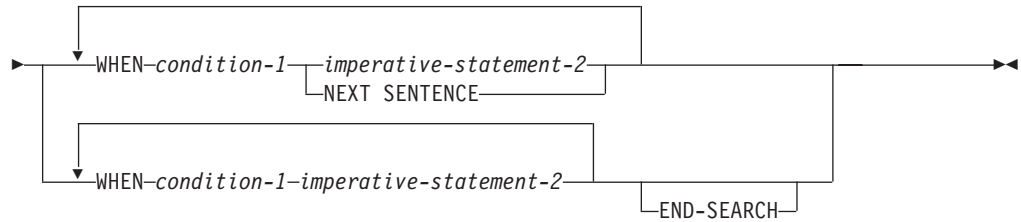
└ End of IBM Extension

SEARCH Statement

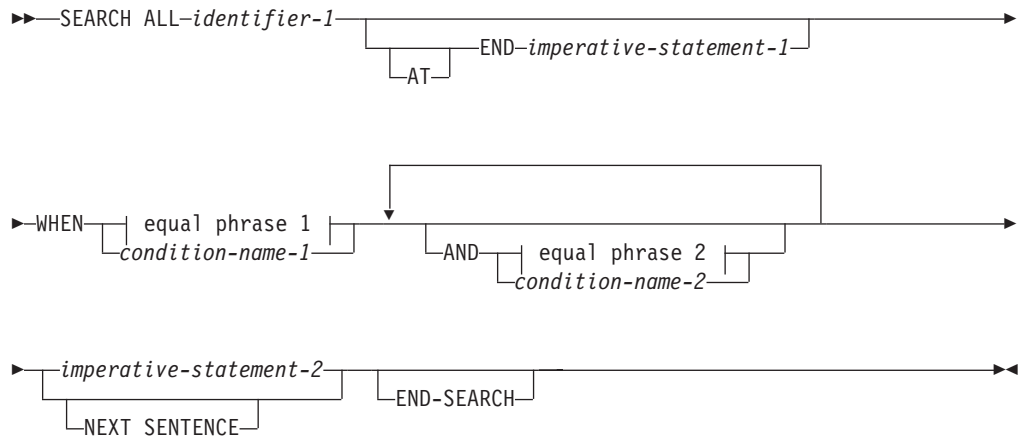
SEARCH Statement - Format 1 - Serial Search



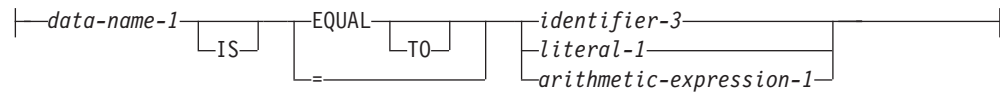
Procedure Division Statements



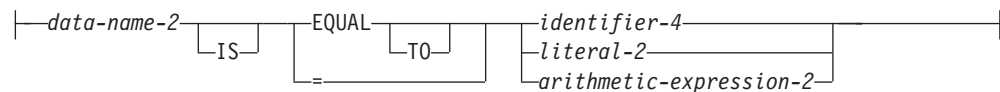
SEARCH Statement - Format 2 - Binary Search



equal phrase 1:

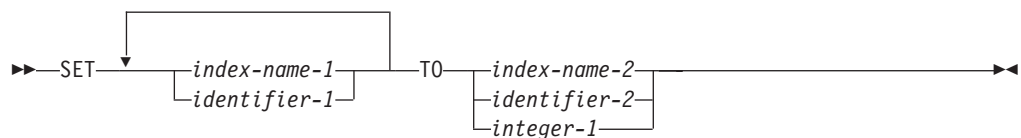


equal phrase 2:

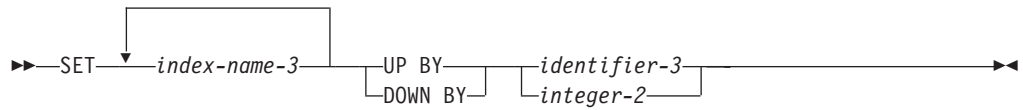


SET Statement

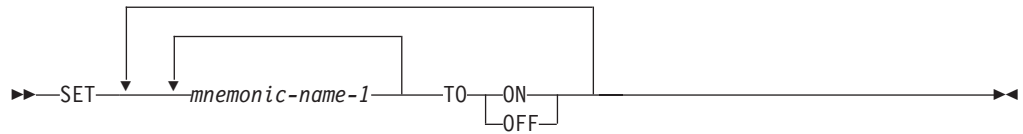
SET Statement - Format 1



SET Statement - Format 2



SET Statement - Format 3

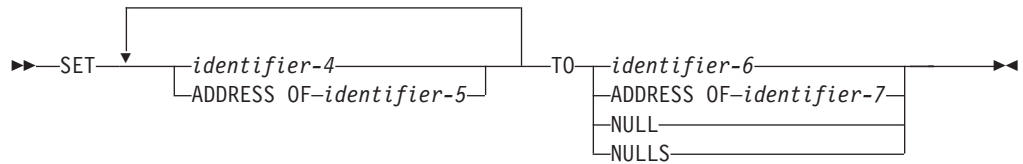


SET Statement - Format 4

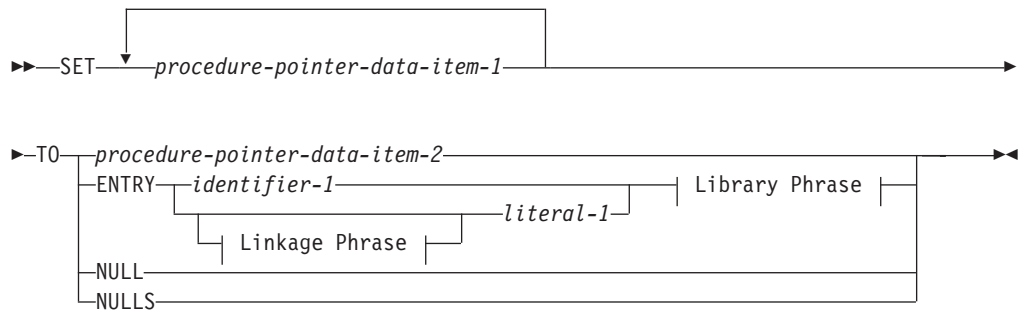


IBM Extension

SET Statement - Format 5

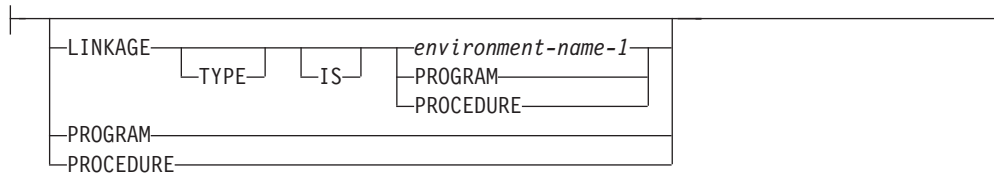


SET Statement - Format 6

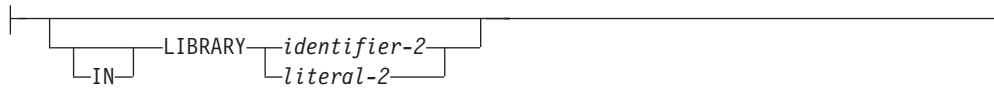


Linkage Phrase:

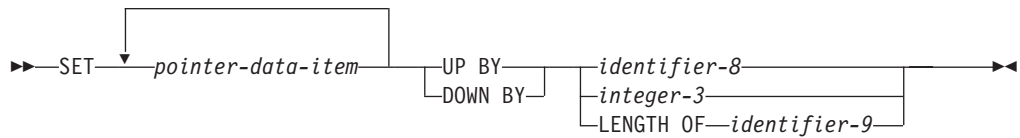
Procedure Division Statements



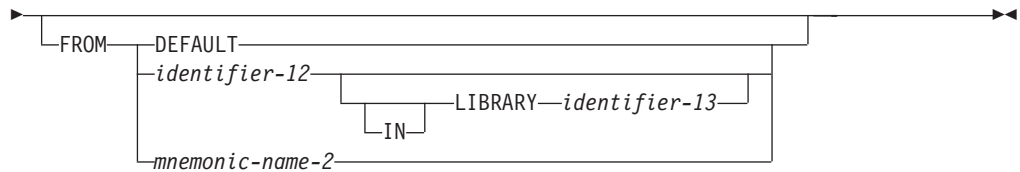
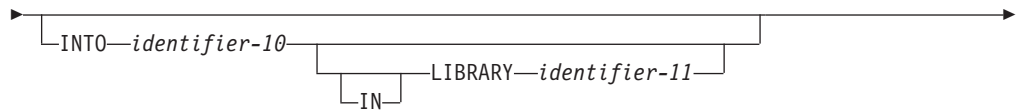
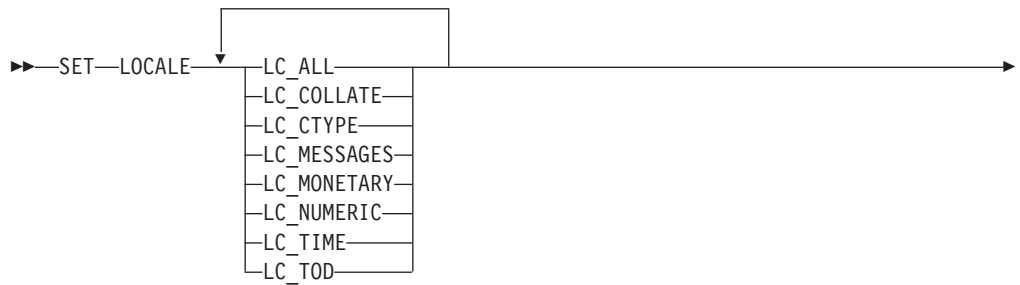
Library Phrase:



SET Statement - Format 7



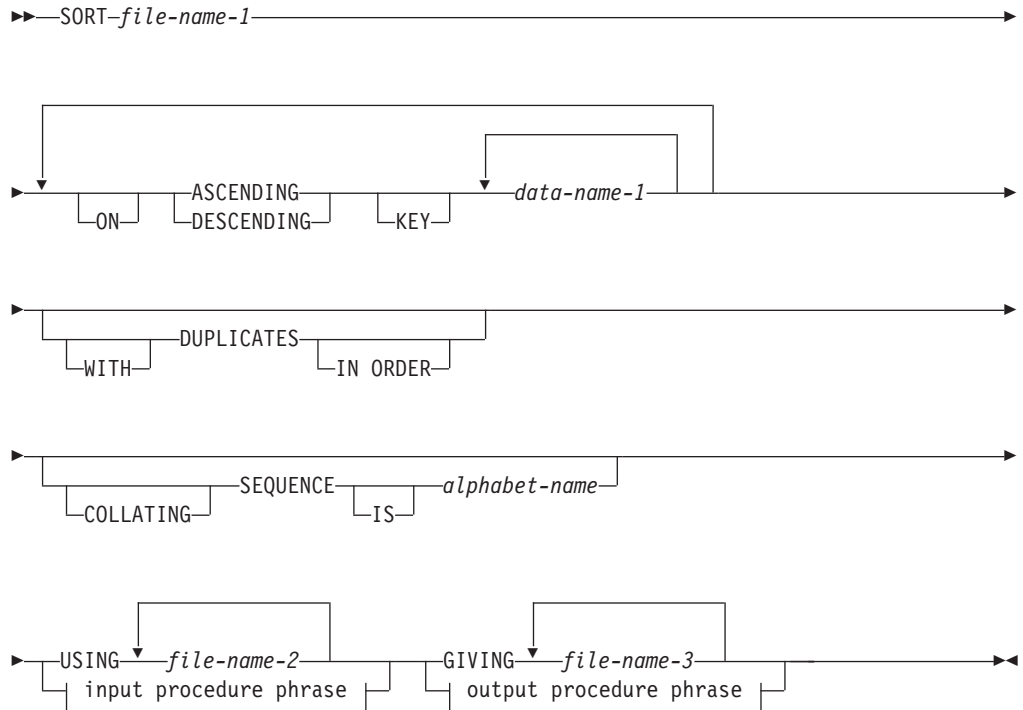
Set Statement - Format 8



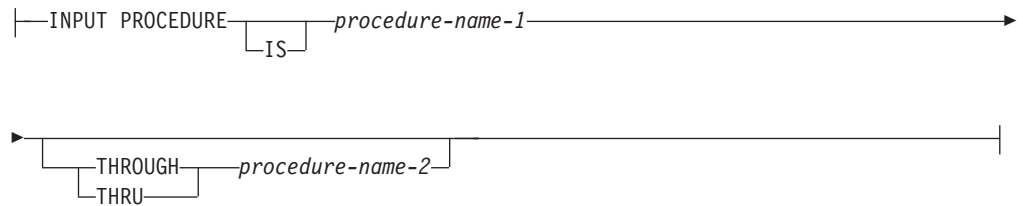
End of IBM Extension

SORT Statement

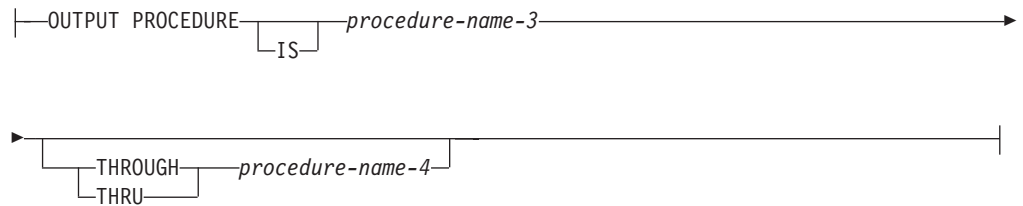
SORT Statement - Format



input procedure phrase:



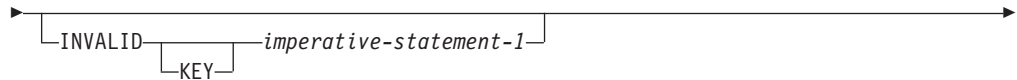
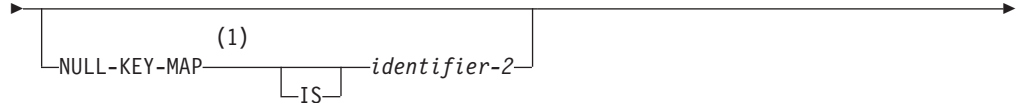
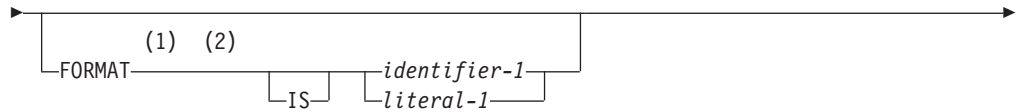
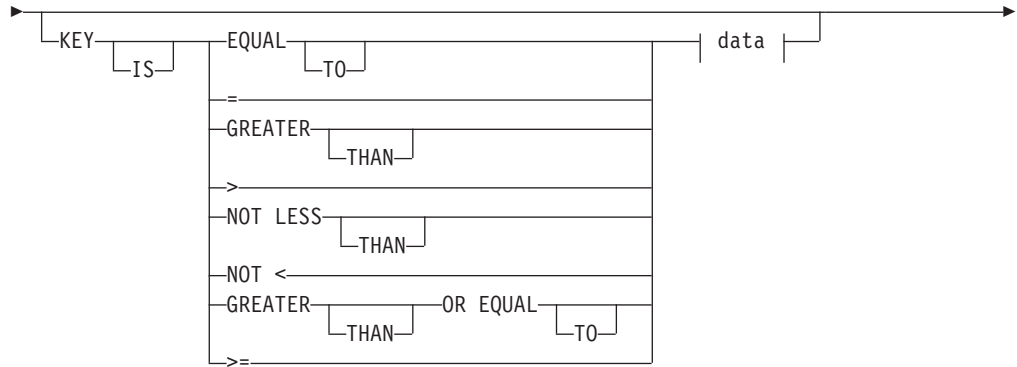
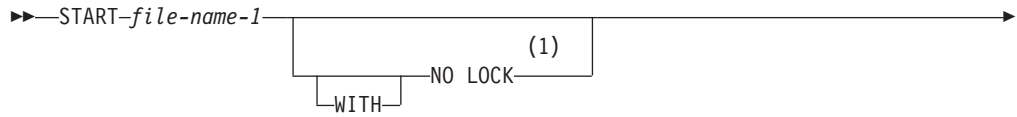
output procedure phrase:



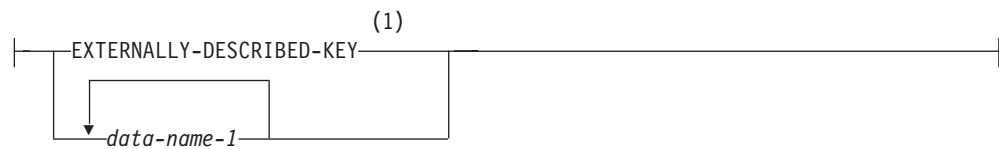
Procedure Division Statements

START Statement

START Statement - Format



data:




Notes:

- 1 IBM Extension

2 Applies only to indexed files on DATABASE devices

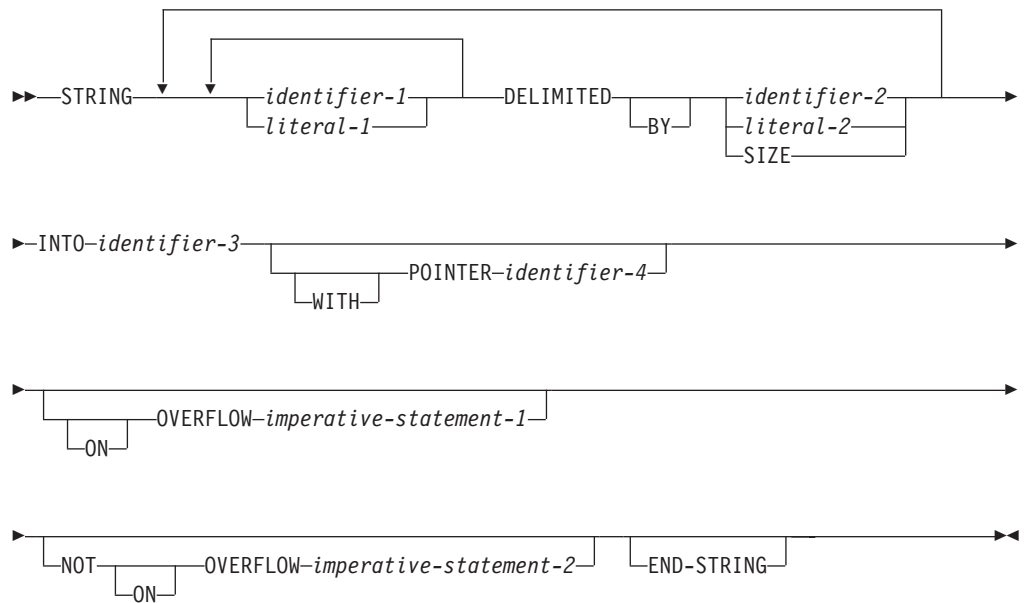
STOP Statement

STOP Statement - Format



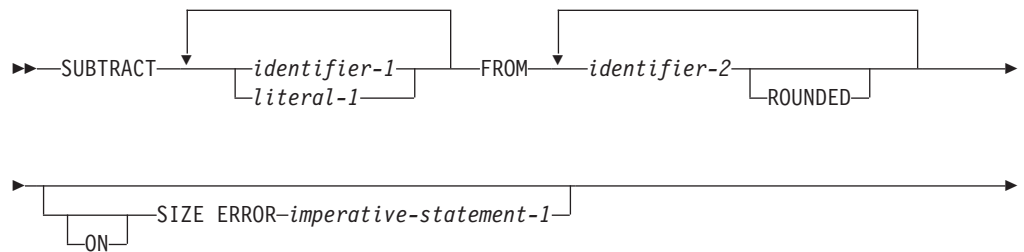
STRING Statement

STRING Statement - Format

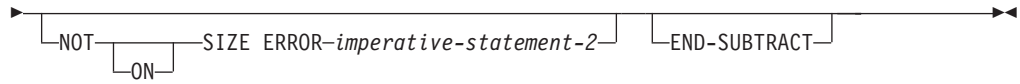


SUBTRACT Statement

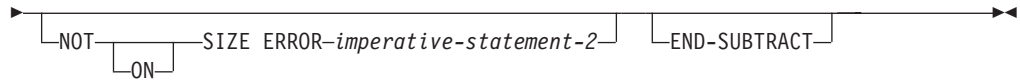
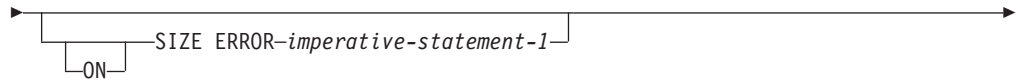
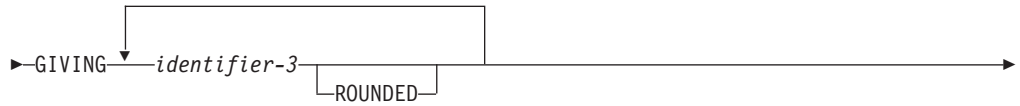
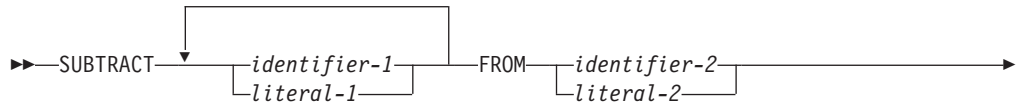
SUBTRACT Statement - Format 1



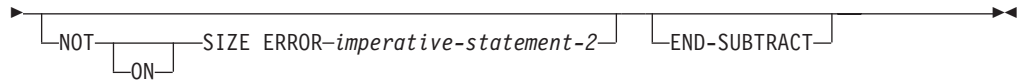
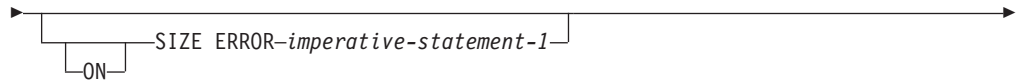
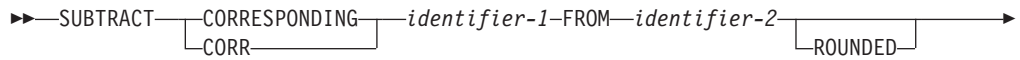
Procedure Division Statements



SUBTRACT Statement - Format 2 - GIVING



SUBTRACT Statement - Format 3 - CORRESPONDING

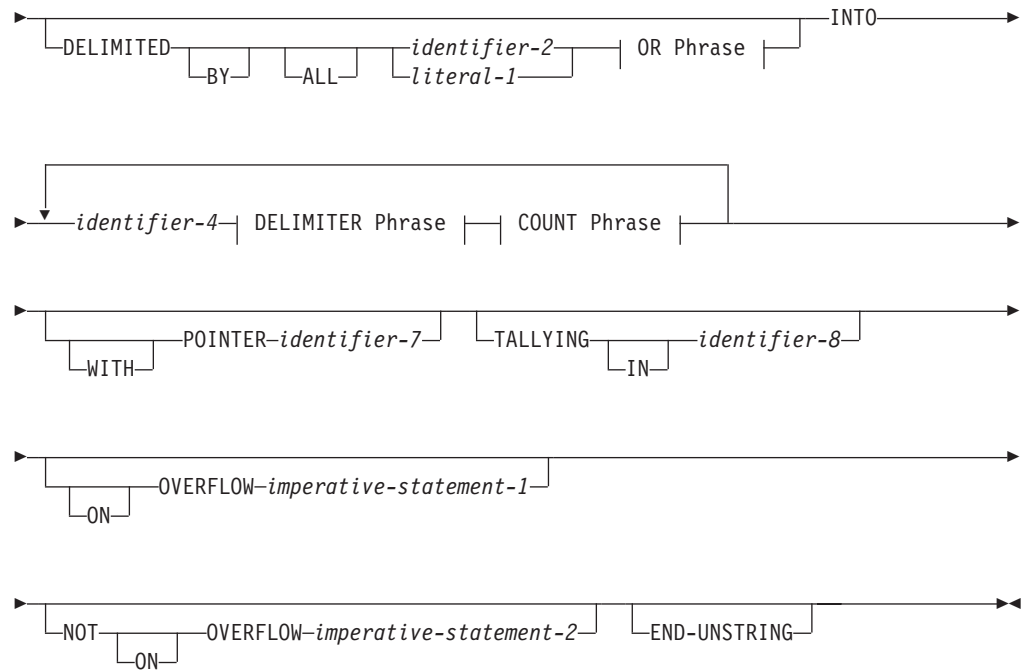


UNSTRING Statement

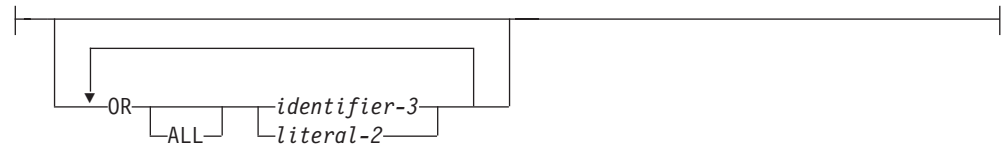
UNSTRING Statement - Format



Procedure Division Statements



OR Phrase:



DELIMITER Phrase:

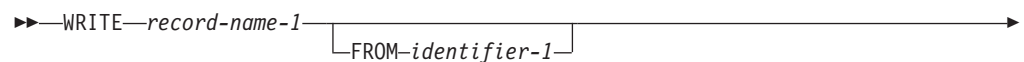


COUNT Phrase:

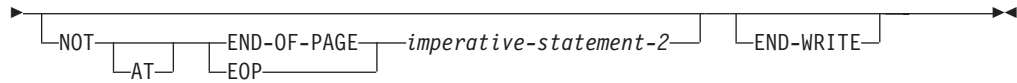
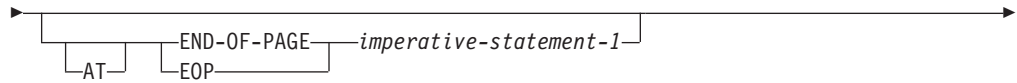
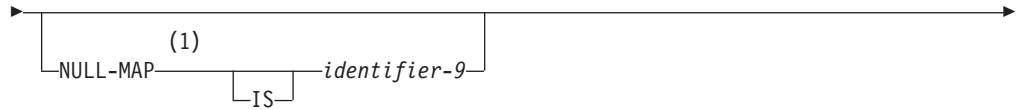
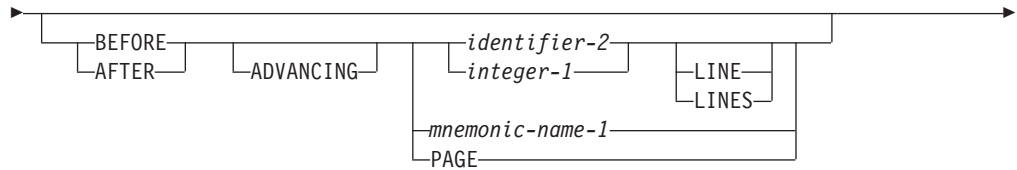


WRITE Statement

WRITE Statement - Format 1 - Sequential Files



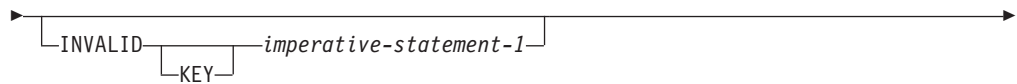
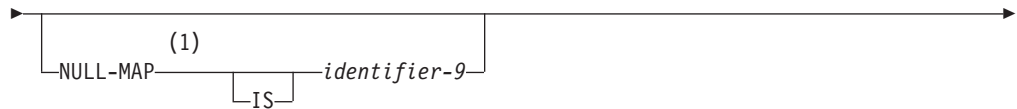
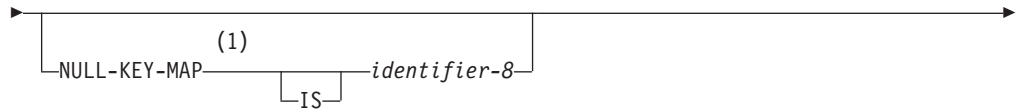
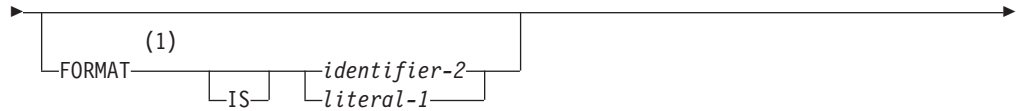
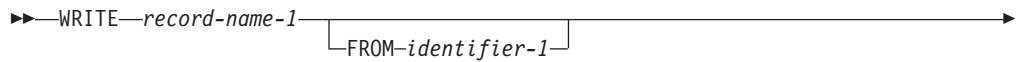
Procedure Division Statements



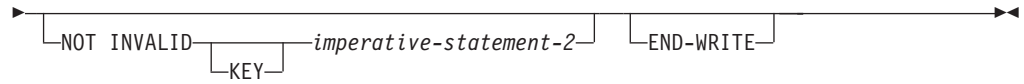
Notes:

1 IBM Extension.

WRITE - Format 2 - Indexed and Relative Files



Procedure Division Statements

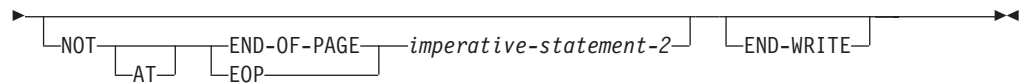
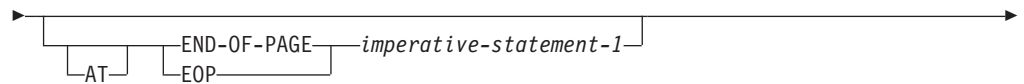
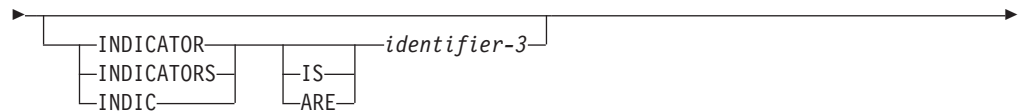

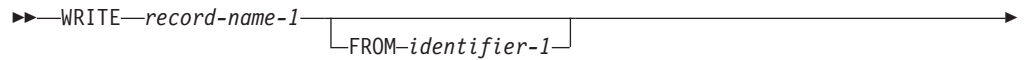


Notes:

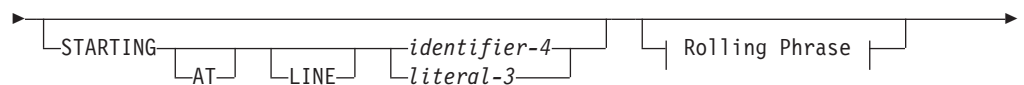
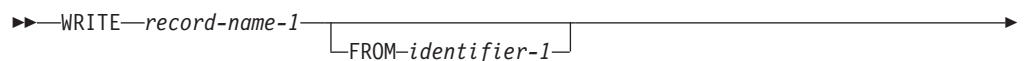
1 IBM Extension

IBM Extension

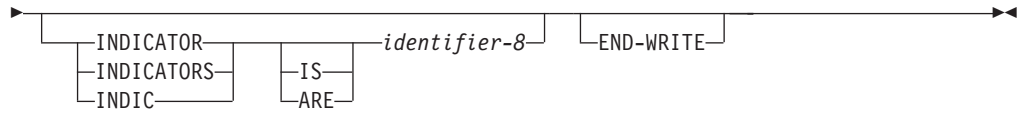
WRITE Statement - Format 3 - FORMATFILE



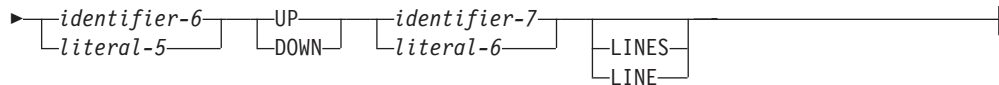
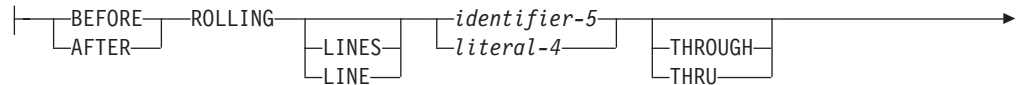
WRITE - Format 4 - TRANSACTION (Nonsubfile)



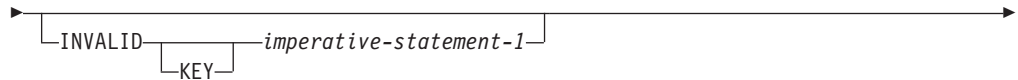
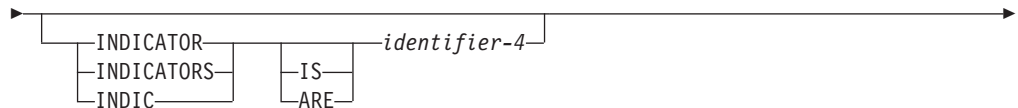
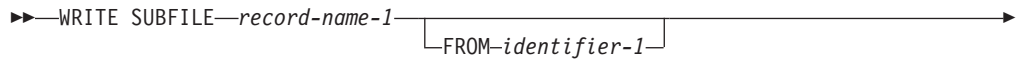
Procedure Division Statements



Rolling Phrase:



WRITE Statement - Format 5 - TRANSACTION (Subfile)



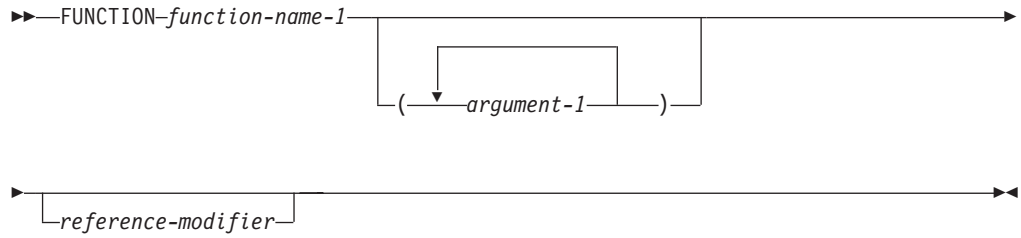
└ End of IBM Extension _____

Intrinsic Functions

This is the general syntax for intrinsic functions.

Function-Identifier

Format



These following intrinsic functions are presented in alphabetical order.

ACOS Function

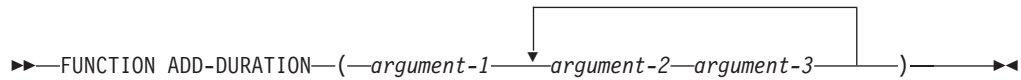
Format



ADD-DURATION Function

IBM Extension


Format



End of IBM Extension

ASIN Function

Format



ATAN Function

Format



Intrinsic Functions

CHAR Function

Format

►►—FUNCTION CHAR—(*argument-1*)—►►

CONVERT-DATE-TIME Function

┌ IBM Extension _____

Format

►►—FUNCTION CONVERT-DATE-TIME—►►

►►—(*argument-1*—*argument-2*—*argument-3*—*argument-4*)—►►

└ End of IBM Extension _____

COS Function

Format

►►—FUNCTION COS—(*argument-1*)—►►

CURRENT-DATE Function

Format

►►—FUNCTION CURRENT-DATE—►►

DATE-OF-INTEGER Function

Format

►►—FUNCTION DATE-OF-INTEGER—(*argument-1*)—►►

DAY-OF-INTEGER Function

Format

►►—FUNCTION DAY-OF-INTEGER—(*argument-1*)—►►

DATE-TO-YYYYMMDD Function

┌ IBM Extension _____

Format

►►FUNCTION DATE-TO-YYYYMMDD—(*argument-1*—argument-2—)_____◄◄

└ End of IBM Extension _____

DAY-TO-YYYYDDD Function

┌ IBM Extension _____

Format

►►FUNCTION DAY-TO-YYYYDDD—(*argument-1*—argument-2—)_____◄◄

└ End of IBM Extension _____

EXTRACT-DATE-TIME Function

┌ IBM Extension _____

Format

►►FUNCTION EXTRACT-DATE-TIME—(—*argument-1*—*argument-2*—)_____◄◄

└ End of IBM Extension _____

FIND-DURATION Function

┌ IBM Extension _____

Format

►►FUNCTION FIND-DURATION—(—*argument-1*—*argument-2*—*argument-3*—)_____◄◄

└ End of IBM Extension _____

LOG10 Function

Format

►►—FUNCTION LOG10—(*argument-1*)—►►

LOWER-CASE Function

Format

►►—FUNCTION LOWER-CASE—(*argument-1*)—►►

MEAN Function

Format

►►—FUNCTION MEAN—(—*argument-1*—)

NUMVAL Function

Format

►►—FUNCTION NUMVAL—(*argument-1*)—►►

Argument-1 can have one of the following formats:

►►—*space*—*+*—*space*—*digit*—*.*—*digit*—*space*—*.*—*digit*—►►

►►—*space*—*digit*—*.*—*digit*—*space*—*+*—*space*—*-*—*CR*—*DB*—►►

SIN Function

Format

►►—FUNCTION SIN—(*argument-1*)—————►►

SQRT Function

Format

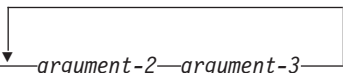
►►—FUNCTION SQRT—(*argument-1*)—————►►

SUBTRACT-DURATION Function

┌ IBM Extension —————

Format

►►—FUNCTION SUBTRACT-DURATION—————►►

►►—(*—argument-1—*  *—argument-3—*)—————►►

└ End of IBM Extension —————

TAN Function

Format

►►—FUNCTION TAN—(*argument-1*)—————►►

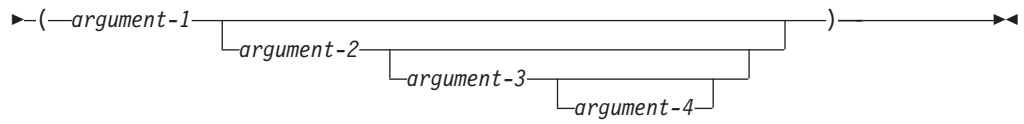
TEST-DATE-TIME Function

┌ IBM Extension —————

Format

►►—FUNCTION TEST-DATE-TIME—————►►

Intrinsic Functions



└ End of IBM Extension _____

UPPER-CASE Function

Format



WHEN-COMPILED Function

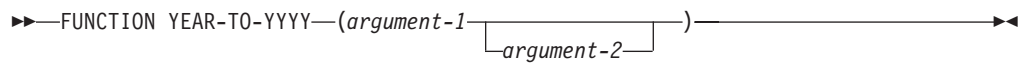
Format



YEAR-TO-YYYY Function

└ IBM Extension _____

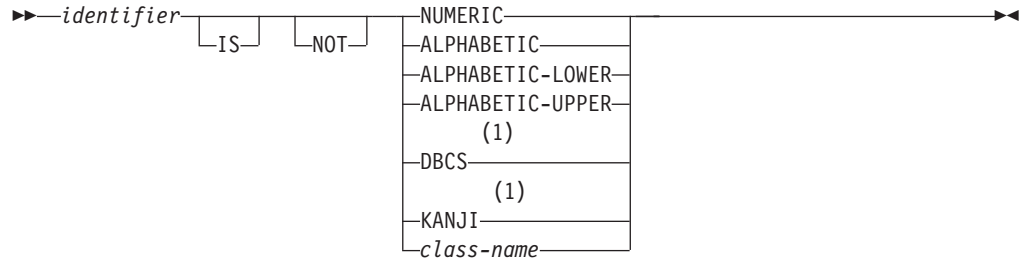
Format



└ End of IBM Extension _____

Chapter 7. Conditional Expressions

Class Condition - Format



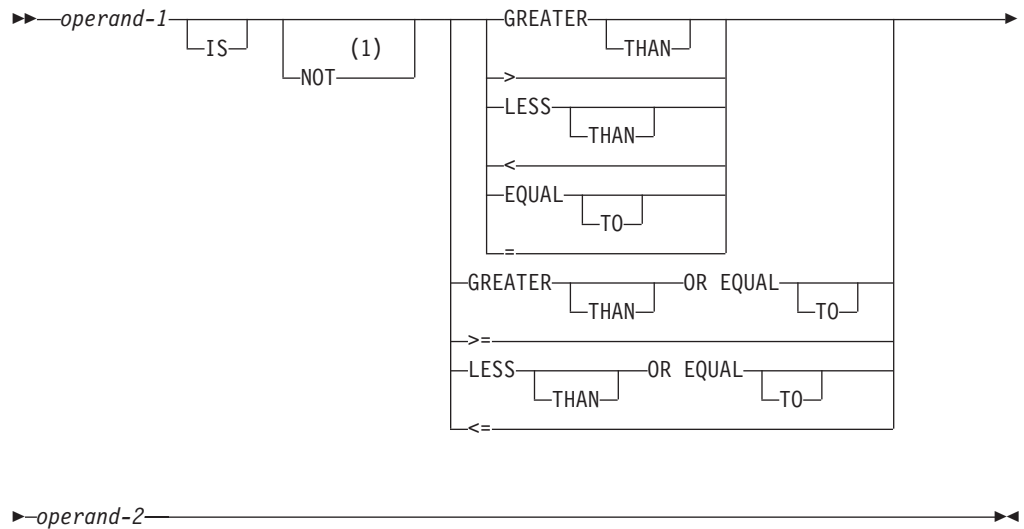
Notes:

- 1 IBM Extension

Condition-Name Condition - Format



Relation Condition - Format



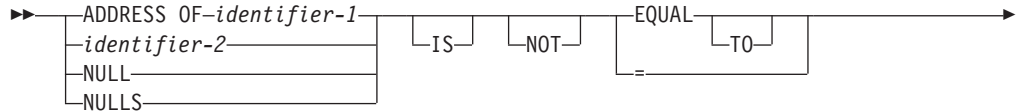
Notes:

- 1 NOT GREATER THAN OR EQUAL TO, NOT `>=`, NOT LESS THAN OR EQUAL TO, and NOT `<=`, are IBM Extensions.

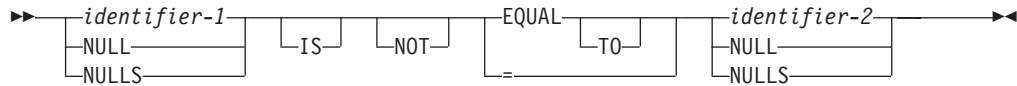
IBM Extension

The following two syntax diagrams apply to pointer data items and procedure-pointer data items, respectively.

ADDRESS Comparison - Format

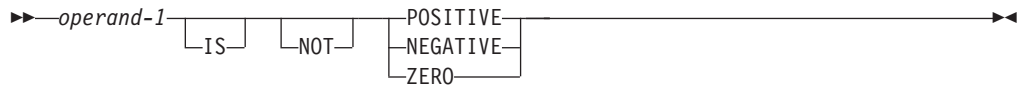


Procedure-Pointer Comparison - Format




End of IBM Extension

Sign Condition - Format



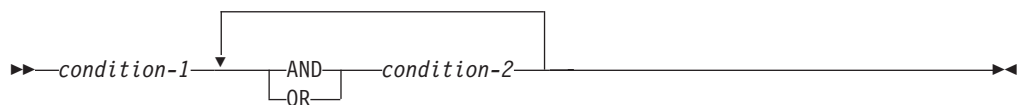
Switch-Status Condition - Format



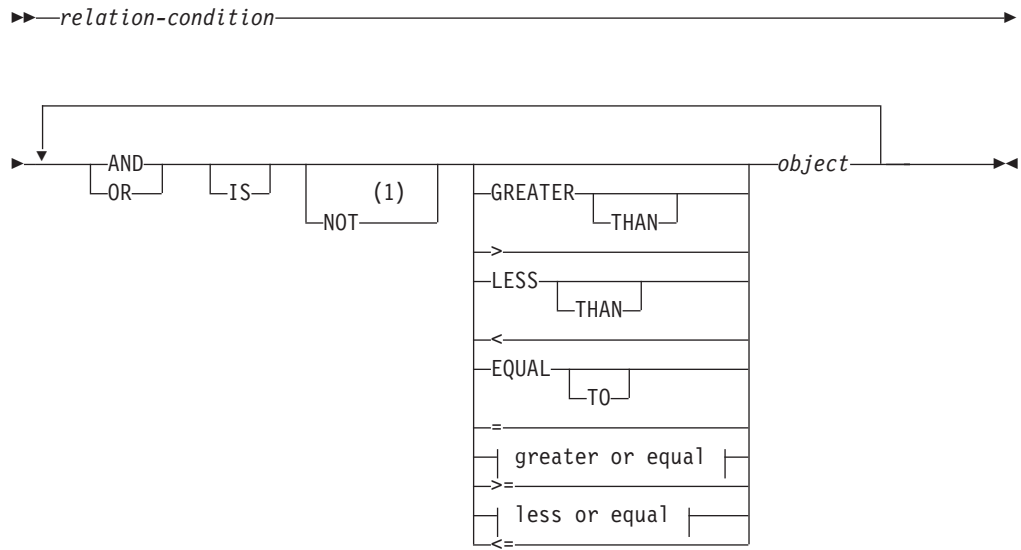
Negated Simple Condition - Format




Combined Conditions - Format




Abbreviated Combined Relation Conditions - Format



greater or equal:



less or equal:

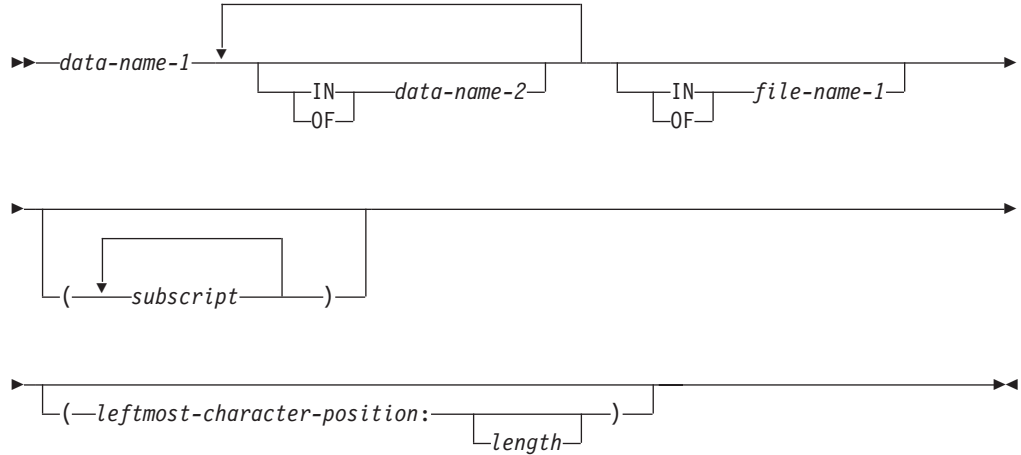


Notes:

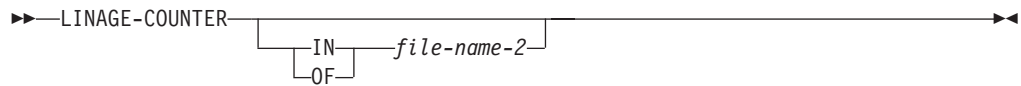
- 1 NOT GREATER THAN OR EQUAL TO, NOT \geq , NOT LESS THAN OR EQUAL TO, and NOT \leq , are IBM Extensions.

Chapter 8. Qualifying Data Reference Formats

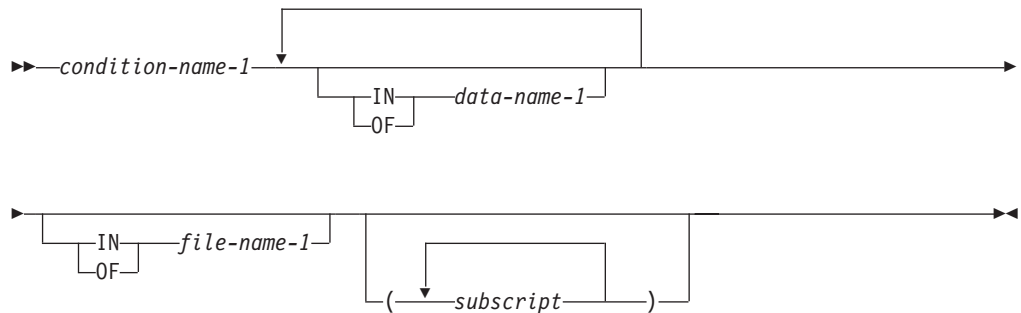
Format 1 - Identifier



Format 2 - LINAGE-COUNTER

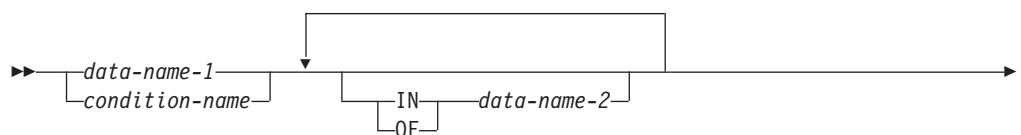


Format 3 - condition-name



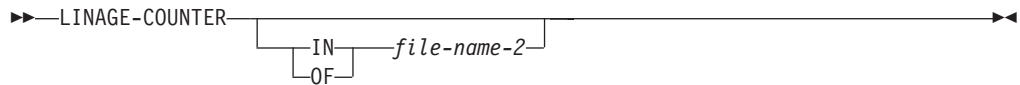
Qualification

References to Data Division Names - Format 1

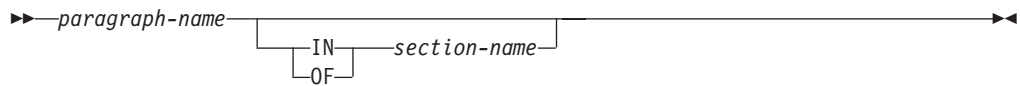




References to Data Division Names - Format 2



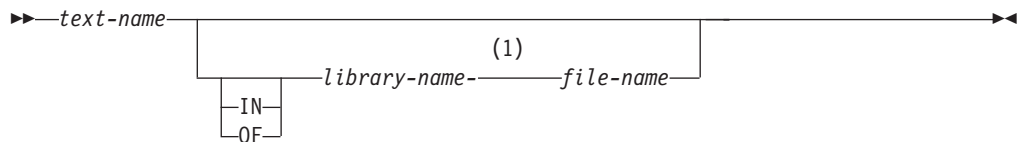
References to Procedure Division Names - Format 1



References to Procedure Division Names - Format 2



References to COPY Libraries - Format 3

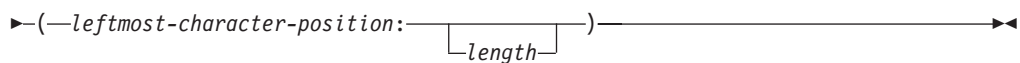
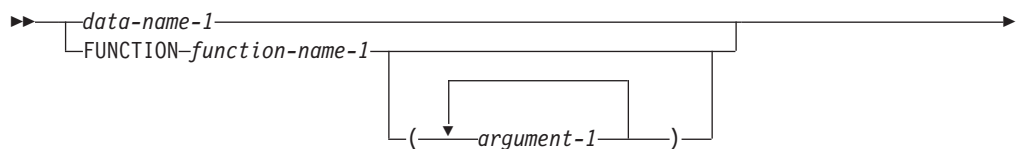


Notes:

- 1 Required hyphen between library-name-file-name to qualify

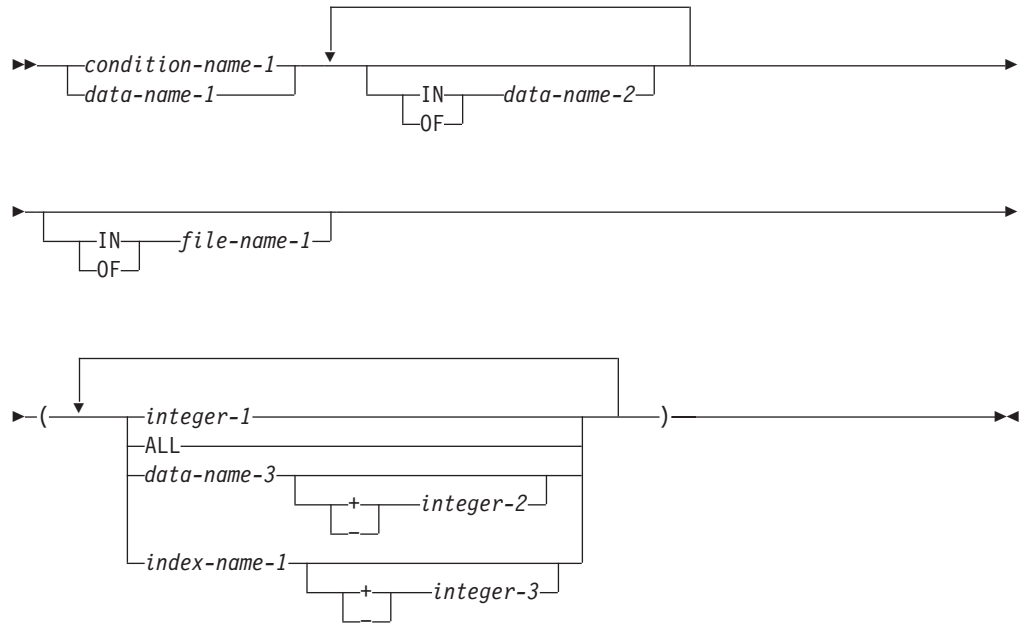
Reference Modification

Format



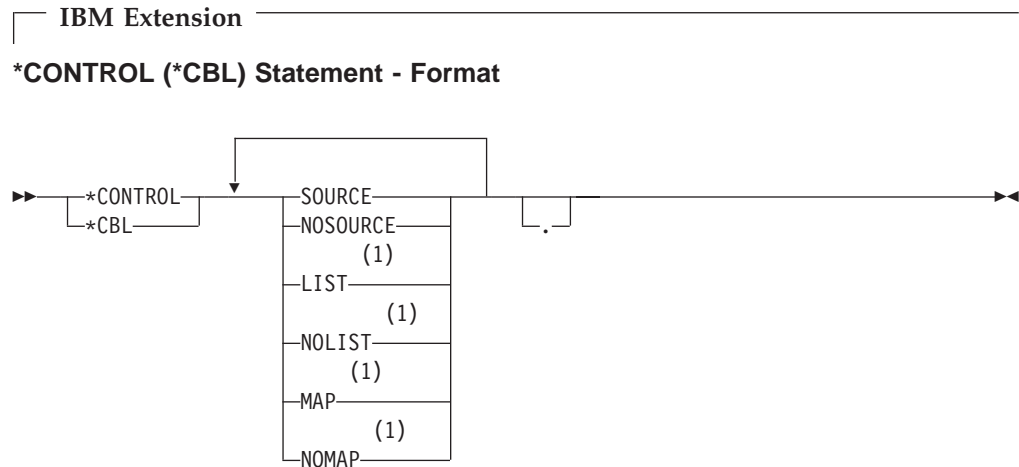
Subscripting

Subscripting - Format



Chapter 9. Compiler-Directing Statements

CONTROL Statement



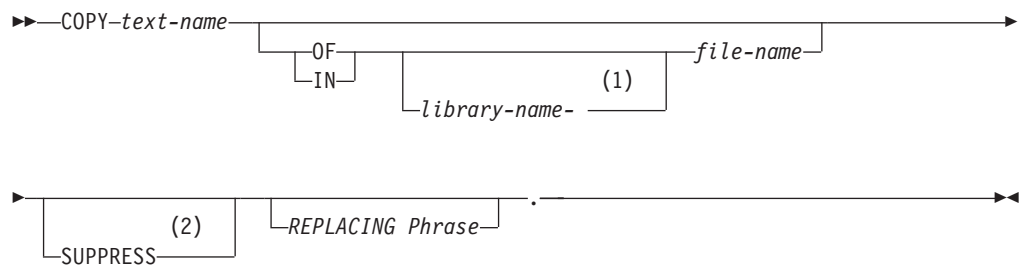
Notes:

1 Syntax-checked only.

End of IBM Extension

COPY Statement

COPY Statement - Format 1

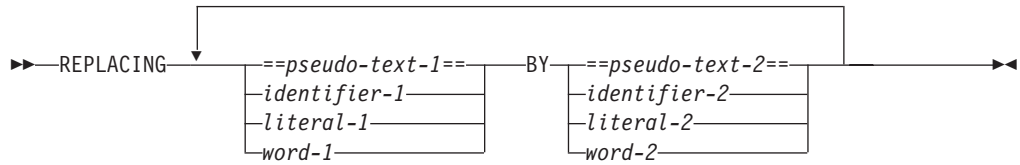


Notes:

1 Required hyphen between library-name-file-name to qualify.

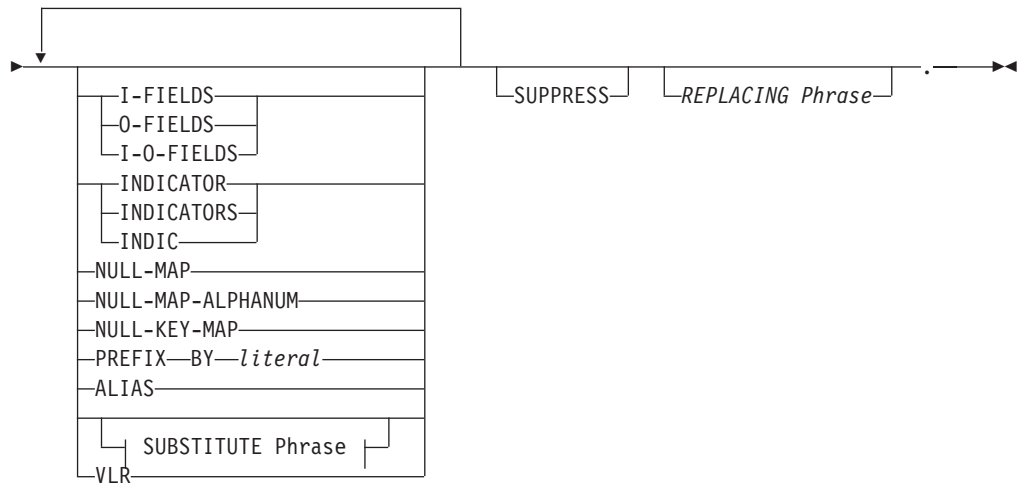
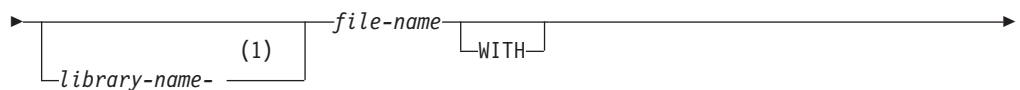
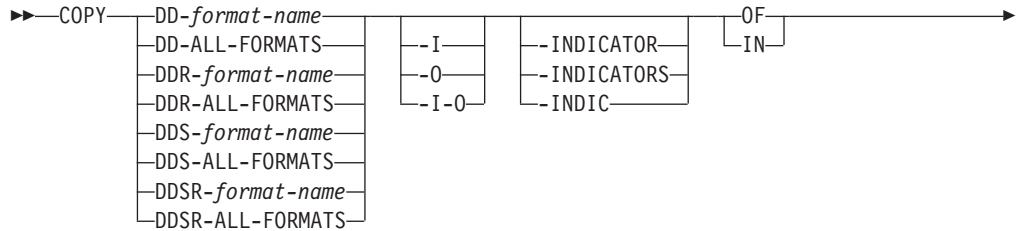
2 IBM Extension

REPLACING Phrase - Format

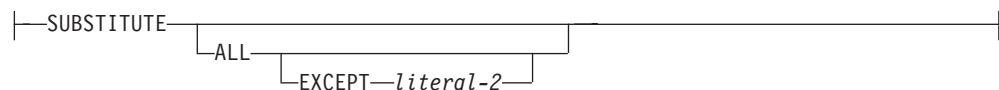


IBM Extension

COPY Statement - Format 2 - DDS Translate



SUBSTITUTE Phrase:




Notes:

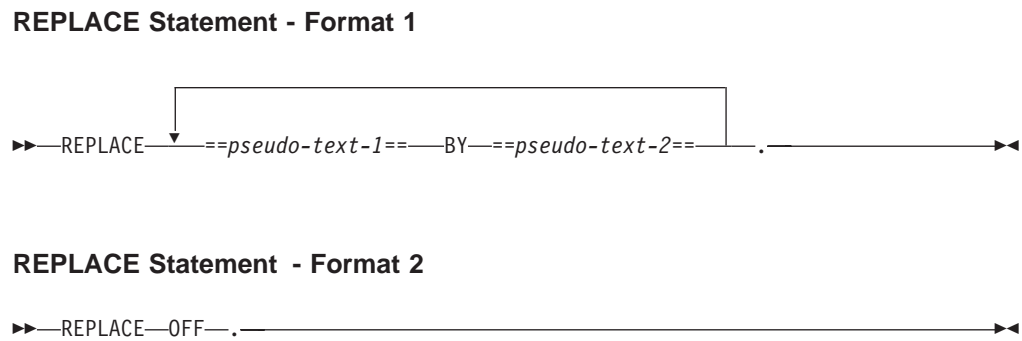
- 1 Required hyphen between library-name-file-name to qualify.

End of IBM Extension


EJECT Statement




REPLACE Statement



SKIP Statement

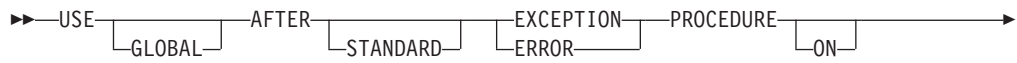


TITLE Statement

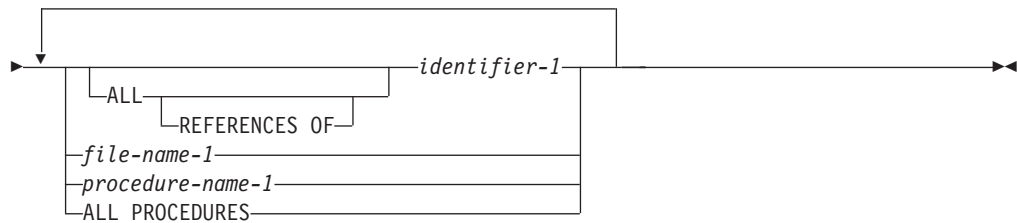


USE Statement

USE Statement - Format



USE FOR DEBUGGING Declarative - Format



Notes:

- 1 Syntax-checked only.

Chapter 10. Symbols, Names, and Figurative Constants

Symbol

Meaning

A	Alphabetic character or space
B	Space insertion character
P	Decimal scaling position (not counted in size of data item)
S	Operational sign (not counted in size of data item unless a SIGN clause with optional SEPARATE CHARACTER phrase is specified)
V	Assumed decimal point (not counted in size of data item)
X	Alphanumeric character (any from the EBCDIC set)
Z	Zero suppression character
9	Numeric character

IBM Extension

1 Boolean character

End of IBM Extension

IBM Extension

E Floating-point data

End of IBM Extension

IBM Extension

G DBCS character

End of IBM Extension

IBM Extension

N DBCS character

End of IBM Extension

0	Zero insertion character
/	Slash insertion character
,	Comma insertion character
.	Decimal point or period editing control character
+	Plus sign insertion editing control character
-	Minus sign editing control character
CR	Credit editing control character
DB	Debit editing control character
\$	Currency symbol insertion character (\$ is default).

Assignment-Names in the ASSIGN Clause

Format

►► *device* — *file-name* — *attribute* ◄◄

device:	PRINTER FORMATFILE TAPEFILE DISKETTE DISK DATABASE WORKSTATION
file-name:	1-10 character name
attribute:	SI (separate indicator area) (allow null fields)

Environment-Names in the SPECIAL-NAMES Paragraph

Table 1. Choices of Environment-Name-1 and Action Taken

Environment-name-1	Usage
CONSOLE, SYSTEM-CONSOLE	Communicate with the system operator's message queue (QSYSOPR).
REQUESTOR	Communicate with the user work station (interactive jobs) or the batch input stream or job log (batch jobs).
CSP	Suppress spacing when printing a line. Use only when PRINTER is the device.
C01	Skip to the next page. Use only when PRINTER is the device.
OPEN-FEEDBACK	Give information about a file, but only when the file is open.
I-O-FEEDBACK	Give information about the last I-O operation on a file, but only when the file is open.
DATA-AREA	Retrieves or updates an AS/400 data area.
ATTRIBUTE-DATA	Retrieve attribute data about a program device acquired by a transaction file, but only when the file is open.
LOCAL-DATA	Retrieve data from, or move data to the local data area created by the system for every job.
PIP-DATA	Retrieve data from the Program Initialization Parameters (PIP) data area for programs running as part of a prestart job.
SYSIN	The equivalent of REQUESTOR (for the ACCEPT statement only)

Table 1. Choices of Environment-Name-1 and Action Taken (continued)

Environment-name-1	Usage
SYSOUT	The equivalent of REQUESTOR (for the DISPLAY statement only)

Table 2. Choices of Environment-Name-2 and Action Taken

Environment-name-2	Usage
UPSI-0 through UPSI-7	Program switches associated with condition-names
SYSTEM-SHUTDOWN	Internal switches associated with condition-names

Figurative Constants

The following figurative constants can be used:

ALL "literal"
HIGH-VALUE
HIGH-VALUES
LOW-VALUE
LOW-VALUES

┌ **IBM Extension** _____

NULL
NULLS

└ **End of IBM Extension** _____

QUOTE
QUOTES
SPACE
SPACES
ZERO
ZEROES
ZEROS

Chapter 11. File Structure Support Summary and Status Key Values

File Structure Support Tables

Table 3 lists the required and optional entries for various types of file structures supported. Any file with a device type of disk can be assigned to a database or non-database auxiliary storage file. The codes used are as follows:

- . Not applicable
- B** Optional for a work station that supports subfiles
- C** Optional entry, treated as comments only
- D** Optional for file assigned to DATABASE-, not allowed if not assigned to a database file
- I** Optional for a file opened for input or input-output
- J** Optional for a file opened for input-output
- O** Optional
- R** Required
- S** Required for a work station that supports subfiles
- X** Required; syntax checked, but treated as documentation

Table 4 on page 121 and Table 5 on page 122 contain status key values and their meanings.

Table 3. File Structure Support

Device Type	Printer	Tape	DiskSeq	Disk Rel Seq	Disk Rel Random	Disk Rel Dynamic	Disk IDX Seq	Disk IDX Random	Disk IDX Dynamic	Workstation	Diskette	Format File
Environment Division												
RERUN...RECORDS	C	C	C	C	C	C	C	C	C	C	C	C
SAME	O	O	O	O	O	O	O	O	O	O	O	O
AREA	C	C	C	C	C	C	C	C	C	C	C	C
RECORD AREA	O	O	O	O	O	O	O	O	O	O	O	O
SORT AREA	.	C	C
SORT MERGE AREA	.	C	C
MULTIPLE FILE TAPE	.	C
COMMITMENT CONTROL	.	.	D	D	D	D	D	D	D	.	.	.
SELECT	R	R	R	R	R	R	R	R	R	R	R	R
ASSIGN	R	R	R	R	R	R	R	R	R	R	R	R
OPTIONAL	.	.	I	I	I	I

File Structure Support Summary

Table 3. File Structure Support (continued)

Device Type	Printer	Tape	DiskSeq	Disk Rel Seq	Disk Rel Random	Disk Rel Dynamic	Disk IDX Seq	Disk IDX Random	Disk IDX Dynamic	Workstation	Diskette	Format File
ORGANIZATION	O	O	O	R	R	R	R	R	R	R	O	O
SEQUENTIAL	O	O	O	O	O
RELATIVE	.	.	.	R	R	R
INDEXED	R	R	R	.	.	.
TRANSACTION	R	.	.
ACCESS	O	O	O	O	R	R	O	R	R	O	O	O
SEQUENTIAL	O	O	O	O	.	.	O	.	.	O	O	O
RANDOM	R	.	.	R
DYNAMIC	R	.	.	R	S	.	.
RESERVE	C	C	C	C	C	C	C	C	C	.	C	C
RELATIVE KEY	.	.	.	O	R	R	.	.	.	S	.	.
RECORD KEY	R	R	R	.	.	.
DUPLICATES	D	D	D	.	.	.
FILE STATUS	O	O	O	O	O	O	O	O	O	O	O	O
CONTROL-AREA	O	.	.
Data Division												
LABEL RECORDS	X	R	X	X	X	X	X	X	X	X	X	X
STANDARD	.	O	R	R	R	R	R	R	R	O	R	R
OMITTED	R	O	O	.	.
VALUE OF	C	C	C	C	C	C	C	C	C	C	C	C
BLOCK CONTAINS	O	O	O	O	O	O	O	O	O	O	O	O
RECORD CONTAINS	O	O	O	O	O	O	O	O	O	O	O	O
DATA RECORDS	O	O	O	O	O	O	O	O	O	O	O	O
CODE-SET	.	O	O	.
LINAGE	O
Procedure Division												
OPEN	R	R	R	R	R	R	R	R	R	R	R	R
INPUT	.	O	O	O	O	O	O	O	O	.	O	.
OUTPUT	R	O	O	O	O	O	O	O	O	.	O	O
I-O	.	.	O	O	O	O	O	O	O	R	.	.
NO REWIND	.	I
REVERSED	.	I
EXTEND	.	O	O	O
CLOSE	R	R	R	R	R	R	R	R	R	R	R	R
REEL/UNIT	.	O

File Structure Support Summary

Table 3. File Structure Support (continued)

Device Type	Printer	Tape	DiskSeq	Disk Rel Seq	Disk Rel Random	Disk Rel Dynamic	Disk IDX Seq	Disk IDX Random	Disk IDX Dynamic	Workstation	Diskette	Format File
REMOVAL	.	O
NO REWIND	.	O
NO REWIND	.	O
WITH LOCK	O	O	O	O	O	O	O	O	O	O	O	O
READ	.	I	I	I	I	I	I	I	I	I	I	.
NEXT	I	.	.	I	.	.	.
FIRST	D	.	.	.
LAST	D	.	.	.
PRIOR	D	.	.	.
INTO	.	I	I	I	I	I	I	I	I	I	I	.
WITH NO LOCK	.	.	J	J	J	J	J	J	J	.	.	.
KEY IS	I	I	.	.	.
AT END	.	I	I	I	.	I	I	.	I	I	I	.
NOT AT END	.	I	I	I	.	I	I	.	I	I	I	.
INVALID KEY	I	I	.	I	I	B	.	.
NOT INVALID KEY	I	I	.	I	I	B	.	.
FORMAT	.	.	D	.	.	.	D	D	D	J	.	R
NULL-KEY-MAP	D	D	D	.	.	.
NULL-MAP	.	.	D	D	D	D	D	D	D	.	.	.
NEXT MODIFIED	B	.	.
SUBFILE	B	.	.
INDICATORS	J	.	.
TERMINAL	O	.	.
NO DATA	O	.	.
WRITE	O	O	O	O	O	O	O	O	O	O	O	O
FROM	O	O	O	O	O	O	O	O	O	O	O	O
INVALID KEY	.	.	.	O	O	O	O	O	O	B	.	.
NOT INVALID KEY	.	.	.	O	O	O	O	O	O	B	.	.
ADVANCING	O
AT END-OF-PAGE	O
NOT AT END-OF-PAGE	O
FORMAT	.	.	D	.	.	.	D	D	D	R	.	R
NULL-KEY-MAP	D	D	D	.	.	.
NULL-MAP	.	.	D	D	D	D	D	D	D	.	.	.
STARTING	O	.	.

File Structure Support Summary

Table 3. File Structure Support (continued)

Device Type	Printer	Tape	DiskSeq	Disk Rel Seq	Disk Rel Random	Disk Rel Dynamic	Disk IDX Seq	Disk IDX Random	Disk IDX Dynamic	Workstation	Diskette	Format File
ROLLING	O	.	.
INDICATORS	O	.	.
SUBFILE	B	.	.
TERMINAL	O	.	.
START	.	.	.	O	.	O	O	.	O	.	.	.
KEY	.	.	.	O	.	O	O	.	O	.	.	.
INVALID KEY	.	.	.	O	.	O	O	.	O	.	.	.
NOT INVALID KEY	.	.	.	O	.	O	O	.	O	.	.	.
FORMAT	D	D	D	.	.	.
NULL-KEY-MAP	D	D	D	.	.	.
REWRITE	.	.	O	O	O	O	O	O	O	B	.	.
FROM	.	.	O	O	O	O	O	O	O	B	.	.
INVALID KEY	O	O	.	O	O	B	.	.
NOT INVALID KEY	O	O	.	O	O	B	.	.
FORMAT	D	D	B	.	.
NULL-KEY-MAP	D	D	D	.	.	.
NULL-MAP	.	.	D	D	D	D	D	D	D	.	.	.
INDICATORS	B	.	.
SUBFILE	S	.	.
TERMINAL	O	.	.
DELETE	.	.	.	O	O	O	O	O	O	.	.	.
NULL-KEY-MAP	D	D	D	.	.	.
INVALID KEY	O	O	.	O	O	.	.	.
NOT INVALID KEY	O	O	.	O	O	.	.	.
FORMAT	D	D	.	.	.
USE	O	O	O	O	O	O	O	O	O	O	O	O
EXCEPTION/ERROR	O	O	O	O	O	O	O	O	O	O	O	O
FOR DEBUGGING	O	O	O	O	O	O	O	O	O	O	O	O
COMMIT	.	.	D	D	D	D	D	D	D	.	.	.
ROLLBACK	.	.	D	D	D	D	D	D	D	.	.	.
ACQUIRE	O	.	.
DROP	O	.	.

Return codes are set by the system after transaction I-O, which involves ICF files or DISPLAY files.

File Structure Support Summary

For more information about return codes, see the *ILE COBOL Programmer's Guide*.

Table 4. File Status Keys and Corresponding Return Codes

File Status Key	Major Return Code	Minor Return Code	Explanation
00	00 03 08 09	xx xx except 09) 00 00	Normal completion (operation was successful). No data received. Acquire operation attempted to acquire an already active session or device. File has been dynamically created for OPEN OUTPUT. (See the OPTION(*CRTF) parameter description on the CRTCLMOD command in the <i>ILE COBOL Programmer's Guide</i> for further information about dynamic file creation.)
0A	02 03	xx 09	Job being cancelled (controlled).
10	11	00	Read-from-invited-program-device rejected; no invites outstanding.
30	80	xx	Permanent system error. The session has been ended.
92	81	xx	Permanent device or session error.
9C	82	xx	Open or acquire failed; session was not started.
9G	34	xx	Output exception to device or session.
9I	04	xx	Output exception to device or session.
9K	83	E0	Format not found.
9N	83	xx (except E0)	Session error. Session is still active.

File Status Key Values and Meanings

For information about **error handling**, refer to the “Error and Exception Handling” section in the *ILE COBOL Programmer’s Guide*.

Table 5. File Status Key Values

High Order Digit	Meaning	Low Order Digit	Meaning
0	Successful Completion	0	Nofurther information
		2	The READ statement was successfully executed, but a duplicate key was detected. That is, the key value for the current key of reference was equal to the value of the key in the next record. For information about enabling file status 02 see the accompanying notes under the READ statement.
		4	An attempt was made to read a record that is larger than the largest, or smaller than the smallest record allowed by the RECORD IS VARYING clause of the associated file-name.
		5	An OPEN statement is successfully executed, but the referenced optional file is not present at the time the OPEN statement is executed. If the open mode is I-O or EXTEND, the file has been created. CPF4101, CPF4102, CPF4103, CPF4207, CPF9812.
		7	For a CLOSE statement with the NO REWIND, REEL/UNIT, or FOR REMOVAL phrase or for an OPEN statement with the NO REWIND phrase, the referenced file was on a non-reel/unit medium.
		A	Job ended in a controlled manner by CL command ENDJOB, PWRDWNSYS, ENDSYS, or ENDSBS CPF4741. Escape message sent during an accept input operation, READ from invited program device (multiple device listings only).
		M	Last record written to a subfile. CPF5003
		P	The file has been opened successfully, but it contains null-capable fields and the ASSIGN clause does not specify ALWNULL and device-type DATABASE.
		Q	A CLOSE statement for a sequentially-processed relative file was successfully executed. The file was created with the *INZDLT and *NOMAX options, so its boundary has been set to the number of records written.

Table 5. File Status Key Values (continued)

High Order Digit	Meaning	Low Order Digit	Meaning
1	At end conditions	0	A sequential READ statement was attempted and no next logical record existed in the file because the end of the file had been reached (no invites outstanding) CPF4740, CPF5001, CPF5025.
		2	<div style="border: 1px solid black; padding: 5px;"> <p style="text-align: center;">IBM Extension</p> <p>No modified subfile record found. CPF5037</p> <p style="text-align: center;">End of IBM Extension</p> </div>
		4	A sequential READ statement was attempted for a relative file and the number of significant digits in the relative record number was larger than the size of the relative key data item described for the file.
2	Invalid key	1	<p>A sequence error exists for a sequentially accessed indexed file. The prime record key value has been changed by the program between the successful execution of a READ statement and the execution of the next REWRITE statement for that file, or the ascending requirements for successive record key values were violated.</p> <p>Alternatively, the program has changed the record key value between a successful READ and subsequent REWRITE or DELETE operation on a randomly or dynamically-accessed file with duplicate keys.</p>
		2	An attempt was made to write a record that would create a duplicate key in a relative file; or an attempt was made to write or rewrite a record that would create a duplicate prime record key in an indexed file. CPF4759, CPF5008, CPF5026, CPF5034, CPF5084, CPF5085.
		3	An attempt was made to randomly access a record that does not exist in the file. CPF5001, CPF5006, CPF5013, CPF5020, CPF5025.
		4	An attempt was made to write beyond the externally defined boundaries of a relative or indexed file. Or, a sequential WRITE statement was attempted for a relative file and the number of significant digits in the relative record number was larger than the size of the relative record key data item described for the file. CPF5006, CPF5018, CPF5021, CPF5043, CPF5272.

File Status Key Values

Table 5. File Status Key Values (continued)

High Order Digit	Meaning	Low Order Digit	Meaning
3	Permanent error condition	0	No further information CPF4192, CPF5101, CPF5102, CPF5129, CPF5030, CPF5143.
		4	A permanent error exists because of a boundary violation; an attempt was made to write beyond the externally-defined boundaries of a sequential file. CPF5116, CPF5018, CPF5272 if organization is sequential.
		5	An OPEN statement with the INPUT, I-O, or EXTEND phrase was attempted on a non-optional file that was not present. CPF4101, CPF4102, CPF4103, CPF4207, CPF9812.
		7	An OPEN statement was attempted on a file that would not support the open mode specified in the OPEN statement. Possible violations are: <ul style="list-style-type: none"> • The EXTEND or OUTPUT phrase was specified but the file would not support write operations. • The I-O phrase was specified but the file would not support the input and output operations permitted. • The INPUT phrase was specified but the file would not support read operations. CPF4194.
		8	An OPEN statement was attempted on a file previously closed with lock.
		9	The OPEN statement was unsuccessful because a conflict was detected between the fixed file attributes and the attributes specified for that file in the program. The minimum record length specified by the program is less than the minimum record length required for the file. Level check error. CPF4131.

Table 5. File Status Key Values (continued)

High Order Digit	Meaning	Low Order Digit	Meaning
4	Logic error condition	1	An OPEN statement was attempted for a file in the open mode.
		2	A CLOSE statement was attempted for a file that was already closed.
		3	For a sequential file in the sequential access mode, the last input-output statement executed for the associated file prior to the execution of a REWRITE statement was not a successfully executed READ statement. For relative and indexed files in the sequential access mode, the last input-output statement executed for the file prior to the execution of a DELETE or REWRITE statement was not a successfully executed READ statement.
		4	A boundary violation exists because an attempt was made to rewrite a record to a file and the record was not the same size as the record being replaced. An attempt was made to write or rewrite a record that is larger than the largest, or smaller than the smallest record allowed by the RECORD IS VARYING clause of the associated file-name.
		6	A sequential READ, READ NEXT or READ PRIOR statement was attempted on a file open in the input or I-O mode and no valid next record had been established because the preceding START statement was unsuccessful, or the preceding READ statement was unsuccessful or caused an at end condition. CPF5001, CPF5025, CPF5183.
		7	The execution of a READ or START statement was attempted on a file not open in the input or I-O mode.
		8	The execution of a WRITE statement was attempted on a sequential file not open in the output, or extend mode. The execution of a WRITE statement was attempted on an indexed or relative file not open in the I-O, output, or extend mode.
		9	The execution of a DELETE or REWRITE statement was attempted on a file not open in the I-O mode.

File Status Key Values

Table 5. File Status Key Values (continued)

High Order Digit	Meaning	Low Order Digit	Meaning
9	Other errors	0	Other errors: <ul style="list-style-type: none"> • File not found • Member not found • Unexpected I-O exceptions <p>CPF4101, CPF4102, CPF4103 if a USE is applicable for the file (on OPEN OUTPUT, non-optional file). The following exceptions are monitored generically:</p> <ul style="list-style-type: none"> • CPF4101 through CPF4399 • CPF4501 through CPF4699 • CPF4701 through CPF4899 • CPF5001 through CPF5099 • CPF5101 through CPF5399 • CPF5501 through CPF5699 <p>These exceptions are caught, and FILE STATUS is set to 90.</p>
		1	Undefined or unauthorized access type CPF2207, CPF4104, CPF4236, CPF4238, CPF5057, CPF5109, CPF5134, CPF5279.
		2	Logic error: <ul style="list-style-type: none"> • File locked • File already open • I-O to closed file • READ after end of file • CLOSE on unopened file <p>CPF4106, CPF4132, CPF4740, CPF5067, CPF5070, CPF5119, CPF5145, CPF5146, CPF5149, CPF5176, CPF5209.</p>
		4	No file position indicator REWRITE/DELETE when <i>not</i> sequential access, and last operation was not a successful READ.
9	Other errors	5	Invalid or incomplete file information (1) Duplicate keys specified in COBOL program. The file has been successfully opened, but indexed database file created with unique key; or (2) Duplicate keys not specified in COBOL program, and indexed database file created allowing duplicate keys.
		9	Undefined (display or ICF).
		C	Acquire failed; session was not started.
		D	Record is locked CPF5027, CPF5032.
		G	Output exception to device or session.
		H	ACQUIRE operation failed. Resource owned by another program, or unavailable. (9H is the result when an ACQUIRE operation causes any of the OS/400 exceptions monitored for 90, or 9N to occur.)
		I	WRITE operation failed CPF4702, CPF4737, CPF5052, CPF5076.
K	Invalid format-name; format not found. CPF5022, CPF5023, CPF5053, CPF5054, CPF5121, CPF5152, CPF5153, CPF5186, CPF5187.		

Table 5. File Status Key Values (continued)

High Order Digit	Meaning	Low Order Digit	Meaning
9	Other errors	N	Temporary (potentially recoverable) hardware I-O error. (Error during communication session.) CPF4145, CPF4146, CPF4193, CPF4229, CPF4291, CPF4299, CPF4354, CPF4526, CPF4542, CPF4577, CPF4592, CPF4602, CPF4603, CPF4611, CPF4612, CPF4616, CPF4617, CPF4622, CPF4623, CPF4624, CPF4625, CPF4628, CPF4629, CPF4630, CPF4631, CPF4632, CPF4705, CPF5013, CPF5107, CPF5128, CPF5166, CPF5198, CPF5280, CPF5282, CPF5287, CPF5293, CPF5352, CPF5353, CPF5517, CPF5524, CPF5529, CPF5530, CPF5532, CPF5533.
		P	OPEN failed because file cannot be placed under commitment control CPF4293, CPF4326, CPF4327, CPF4328, CPF4329.
		Q	An OPEN statement for a randomly- or dynamically-accessed relative file failed because its size was *NOMAX. Change the file size (for example, using CHGPF) to the size you expect, and submit the program again.
		R	Referential integrity error. CPF502D, CPF502E, CPF503A.
		S	REWRITE or DELETE failed because last READ operation specified NO LOCK.
		T	Trigger program exception. CPF502B
		U	Cannot complete READ PRIOR because records are left in block from READ NEXT, or vice versa. CPF5184. Close the file, then open it again.
		W	Check constraint exception. CPF502F.
		X	OPEN failed because the file type is not supported in a multithreaded job. Change the file type to DATABASE, PRINTER (spool file only), or a DDM file of type *IP and submit the program again. CPF4380.

File Status Key Values

Chapter 12. ILE COBOL Function-Name and Context-Sensitive Word List

The following sections list all of the context-sensitive words and function-names in ILE COBOL.

Visual Key

The following key identifies the function-names and context-sensitive words in the ILE COBOL language:

- Blank** An ILE COBOL function-name or context-sensitive word from Standard COBOL.
- (1) An ILE COBOL function-name or context-sensitive word that is an IBM extension to Standard COBOL.
- (2) A COBOL function-name from the 1985 (revised 1989) ANSI Standard that is not used by the ILE COBOL compiler.

Function-Names

Function-Name	Function-Name	Function-Name
ACOS	ADD-DURATION (1)	ANNUITY (2)
ASIN	ATAN	CHAR
CONVERT-DATE-TIME (1)	COS	CURRENT-DATE
DATE-OF-INTEGERS	DATE-TO-YYYYMMDD (1)	DAY-OF-INTEGERS
DAY-TO-YYYYDDD (1)	EXTRACT-DATE-TIME (1)	FACTORIAL (2)
FIND-DURATION (1)	INTEGER (2)	INTEGER-OF-DATE
INTEGER-OF-DAY	INTEGER-PART (2)	LENGTH
LOCALE-DATE (1)	LOCALE-TIME (1)	LOG
LOG10	LOWER-CASE	MAX (2)
MEAN	MEDIAN (2)	MIDRANGE (2)
MIN (2)	MOD (2)	NUMVAL
NUMVAL-C	ORD	ORD-MAX (2)
ORD-MIN (2)	PRESENT-VALUE (2)	RANGE (2)
REM (2)	REVERSE	SIN
SQRT	STANDARD-DEVIATION (2)	SUBTRACT-DURATION (1)
SUM (2)	TAN	TEST-DATE-TIME (1)
UPPER-CASE	VARIANCE (2)	WHEN-COMPILED
YEAR-TO-YYYY (1)		

Context-Sensitive Words

IBM Extension	
Context-Sensitive Word	Context
DAYS	MOVE FUNCTION ADD-DURATION(date-1 DAYS 90) (Also can be used in SUBTRACT-DURATION, FIND-DURATION, and EXTRACT-DATE-TIME.)

F-Name and Context-Sensitive Word List

Context-Sensitive Word	Context
DEFAULT	SET LOCALE LC_ALL FROM DEFAULT
HOURS	MOVE FUNCTION ADD-DURATION(time-1 HOURS 90) (Also can be used in SUBTRACT-DURATION, FIND-DURATION, and EXTRACT-DATE-TIME.)
LC_ALL	SET LOCALE LC_ALL FROM DEFAULT
LC_COLLATE	SET LOCALE LC_COLLATE FROM DEFAULT
LC_CURRENCY	SET LOCALE LC_CURRENCY FROM DEFAULT
LC_MESSAGES	SET LOCALE LC_MESSAGES FROM DEFAULT
LC_MONETARY	SET LOCALE LC_MONETARY FROM DEFAULT
LC_NUMERIC	SET LOCALE LC_NUMERIC FROM DEFAULT
LC_TIME	SET LOCALE LC_TIME FROM DEFAULT
LC_TYPE	SET LOCALE LC_TYPE FROM DEFAULT
MICROSECONDS	MOVE FUNCTION ADD-DURATION(time-1 MICROSECONDS 30) (Also can be used in SUBTRACT-DURATION, FIND-DURATION, and EXTRACT-DATE-TIME.)
MINUTES	MOVE FUNCTION ADD-DURATION(time-1 MINUTES 35) (Also can be used in SUBTRACT-DURATION, FIND-DURATION, and EXTRACT-DATE-TIME.)
MONTHS	MOVE FUNCTION ADD-DURATION(date-1 MONTHS 12) (Also can be used in SUBTRACT-DURATION, FIND-DURATION, and EXTRACT-DATE-TIME.)
SECONDS	MOVE FUNCTION ADD-DURATION(time-1 SECONDS 30) (Also can be used in SUBTRACT-DURATION, FIND-DURATION, and EXTRACT-DATE-TIME.)
SYMBOL	CURRENCY IS "EUR" PICTURE SYMBOL "\$"
TIMESTAMP	05 date-1 FORMAT TIMESTAMP (Also found in SPECIAL-NAMES paragraph, intrinsic functions TEST-DATE-TIME and CONVERT-DATE-TIME.)
YEARS	MOVE FUNCTION ADD-DURATION(date-1 YEARS 2) (Also can be used in SUBTRACT-DURATION, FIND-DURATION, and EXTRACT-DATE-TIME.)
YYYYDDD	ACCEPT id-1 FROM DATE YYYYDDD
YYYYMMDD	ACCEPT id-1 FROM DATE YYYYMMDD
End of IBM Extension	

Chapter 13. ILE COBOL Reserved Word List

The following sections list all of the reserved words in ILE COBOL.

Visual Key

The following key identifies the reserved words in the ILE COBOL language:

Blank An ILE COBOL reserved word from Standard COBOL.

- (1) An ILE COBOL reserved word that is an IBM extension to the Standard COBOL.
- (2) A COBOL reserved word from Standard COBOL that is not used by the ILE COBOL compiler. These words should not be used if compatibility is important to an installation. If used, a diagnostic message will be issued.
- (3) A COBOL reserved word that is not in Standard COBOL and is not supported by the ILE COBOL compiler. If used, a diagnostic message will be issued.

Reserved Words

Reserved Word

ACCEPT
ACQUIRE (1)
ADDRESS (1)
AFTER
ALL
ALPHABETIC
ALPHABETIC-UPPER
ALPHANUMERIC-EDITED
ALTER
AND
ARE
AREAS
ASCENDING
AT
AUTHOR
AUTO-SKIP (1)
BACKGROUND-COLOR (1)
B-AND (3)
BEFORE
B-EXOR (3)
BIT (3)
BLANK
BLINK (1)
B-NOT (3)
B-OR (3)
BY
CANCEL
CF (2)
CHARACTER
CLASS

Reserved Word

ACCESS
ADD
ADVANCING
ALIAS (1)
ALPHABET
ALPHABETIC-LOWER
ALPHANUMERIC
ALSO
ALTERNATE
ANY (2)
AREA
ARITHMETIC (3)
ASSIGN
ATTRIBUTE (1)
AUTO (1)
AUTOMATIC (3)
BACKGROUND-COLOUR (1)
BEEP (1)
BELL (1)
BINARY
BITS (3)
B-LESS (3)
BLOCK
BOOLEAN (3)
BOTTOM
CALL
CD (2)
CH (2)
CHARACTERS
CLOCK-UNITS

ILE COBOL Reserved Word List

Reserved Word

CLOSE
CODE
COL (1)
COLUMN
COMMIT (1)
COMMON
COMP
COMP-1 (1)
COMP-3 (1)
COMP-5 (3)
COMP-7 (3)
COMP-9 (3)
COMPUTATIONAL-0 (3)
COMPUTATIONAL-2 (1)
COMPUTATIONAL-4 (1)
COMPUTATIONAL-6 (3)
COMPUTATIONAL-8 (3)
COMPUTE
CONNECT (3)
CONTAINED (3)
CONTENT
CONTROL
CONTROLS
COPY
CORRESPONDING
CRT (1)
CURRENCY
CURSOR (1)
DATE
DATE-WRITTEN
DAY-OF-WEEK
DB-ACCESS-CONTROL-KEY (3)
DB-EXCEPTION (3)
DB-RECORD-NAME (3)
DB-STATUS (3)
DBCS-EDITED (1)
DEBUG-CONTENTS
DEBUG-LINE
DEBUG-SUB-1
DEBUG-SUB-3
DECIMAL-POINT
DEFAULT (3)
DELIMITED
DEPENDING
DESCRIBED (1)
DETAIL (2)
DISCONNECT (3)
DISPLAY-1 (1)
DISPLAY-3 (3)
DISPLAY-5 (3)
DISPLAY-7 (3)
DISPLAY-9 (3)
DIVISION
DROP (1)

Reserved Word

COBOL (2)
CODE-SET
COLLATING
COMMA
COMMITMENT (1)
COMMUNICATION (2)
COMP-0 (3)
COMP-2 (1)
COMP-4 (1)
COMP-6 (3)
COMP-8 (3)
COMPUTATIONAL
COMPUTATIONAL-1 (1)
COMPUTATIONAL-3 (1)
COMPUTATIONAL-5 (3)
COMPUTATIONAL-7 (3)
COMPUTATIONAL-9 (3)
CONFIGURATION
CONSOLE (1)
CONTAINS
CONTINUE
CONTROL-AREA (1)
CONVERTING
CORR
COUNT
CRT-UNDER (1)
CURRENT (3)
DATA
DATE-COMPILED
DAY
DB (3)
DB-DATA-NAME (3)
DB-FORMAT-NAME (1)
DB-SET-NAME (3)
DBCS (1)
DE (2)
DEBUG-ITEM
DEBUG-NAME
DEBUG-SUB-2
DEBUGGING
DECLARATIVES
DELETE
DELIMITER
DESCENDING
DESTINATION (2)
DISABLE (2)
DISPLAY
DISPLAY-2 (3)
DISPLAY-4 (3)
DISPLAY-6 (3)
DISPLAY-8 (3)
DIVIDE
DOWN
DUPLICATE (3)

ILE COBOL Reserved Word List

Reserved Word

DUPLICATES
EBCDIC (1)
EJECT (1)
EMI (2)
EMPTY-CHECK (1)
END
END-ADD
END-COMPUTE
END-DISPLAY (1)
END-EVALUATE
END-INVOKE (1)
END-OF-PAGE
END-READ
END-RETURN
END-SEARCH
END-STRING
END-UNSTRING
ENTER
ENVIRONMENT
EQUAL
ERASE (3)
ESI (2)
EVERY
EXCEPTION
EXIT
EXTERNAL
FALSE
FETCH (3)
FILE-CONTROL
FILLER
FIND (3)
FIRST
FOR
FOREGROUND-COLOUR (1)
FREE (3)
FULL (1)
GENERATE
GIVING
GO
GREATER
HEADING (2)
HIGH-VALUE
I-O
ID (1)
IF
INDEX
INDEX-1 (3)
INDEX-3 (3)
INDEX-5 (3)
INDEX-7 (3)
INDEX-9 (3)
INDICATE
INDICATORS (1)
INITIALIZE

Reserved Word

DYNAMIC
EGI (2)
ELSE
EMPTY (3)
ENABLE (2)
END-ACCEPT (1)
END-CALL
END-DELETE
END-DIVIDE
END-IF
END-MULTIPLY
END-PERFORM
END-RECEIVE (2)
END-REWRITE
END-START
END-SUBTRACT
END-WRITE
ENTRY (1)
EOP
EQUALS (3)
ERROR
EVALUATE
EXCEEDS (3)
EXCLUSIVE (3)
EXTEND
EXTERNALLY-DESCRIBED-KEY (1)
FD
FILE
FILES (3)
FINAL (2)
FINISH (3)
FOOTING
FOREGROUND-COLOR (1)
FORMAT (1)
FROM
FUNCTION
GET (3)
GLOBAL
GOBACK (1)
GROUP (2)
HIGHLIGHT (1)
HIGH-VALUES
I-O-CONTROL
IDENTIFICATION
IN
INDEXED
INDEX-2 (3)
INDEX-4 (3)
INDEX-6 (3)
INDEX-8 (3)
INDIC (1)
INDICATOR (1)
INITIAL
INITIATE

ILE COBOL Reserved Word List

Reserved Word	Reserved Word
INPUT	INPUT-OUTPUT
INSPECT	INSTALLATION
INTO	INVALID
INVOKE (1)	IS
JUST	JUSTIFIED
KANJI (1)	KEEP (3)
KEY	LABEL
LAST	LD (3)
LEADING	LEFT
LEFT-JUSTIFY (1)	LENGTH
LENGTH-CHECK (1)	LESS
LIBRARY (1)	LIKE (1)
LIMIT (2)	LIMITS (2)
LINAGE	LINAGE-COUNTER
LINE	LINE-COUNTER (2)
LINES	LINKAGE
LOCALE (1)	LOCALLY (3)
LOCAL-STORAGE (1)	LOCK
LOW-VALUE	LOW-VALUES
MEMBER (3)	MEMORY
MERGE	METAClass (1)
MODE	MODIFIED (1)
MODIFY (3)	MODULES
MOVE	MULTIPLE
MULTIPLY	MESSAGE (2)
NATIONAL	NATIVE
NEGATIVE	NEXT
NO	NO-ECHO (1)
NONE (3)	NOT
NULL-KEY-MAP (1)	NULL-MAP (1)
NULL (1)	NULLS (1)
NUMBER	NUMERIC
NUMERIC-EDITED	OBJECT (1)
OBJECT-COMPUTER	OCCURS
OF	OFF
OMITTED	ON
ONLY (3)	OPEN
OPTIONAL	OR
ORDER	ORGANIZATION
OTHER	OUTPUT
OVERFLOW	OWNER (3)
PACKED-DECIMAL	PADDING
PAGE	PAGE-COUNTER (2)
PERFORM	PF (2)
PH (2)	PICTURE
PLUS (2)	PIC
POINTER	POSITION
POSITIVE	PREFIX (1)
PRESENT (3)	PRINTING
PRIOR (1)	PROCEDURE
PROCEDURE-POINTER (1)	PROCEDURES
PROCEED	PROCESS (1)
PROGRAM-ID	PROMPT (1)
PROGRAM	PROTECTED (3)

ILE COBOL Reserved Word List

Reserved Word

PURGE (2)
QUOTE
RANDOM
READ
REALM (3)
RECURSIVE (1)
RECORD
RECORDS
REEL
REFERENCE-MONITOR (3)
RELATION (3)
RELEASE
REMOVAL
REPEATED (3)
REPLACING
REPORTING (2)
REPOSITORY (1)
RERUN
RESET
RETRIEVAL (3)
RETURNING (1)
REVERSED
REWIND
RF (2)
RIGHT
ROLLBACK (1)
ROUNDED
SAME
SD
SECTION
SECURITY
SEGMENT-LIMIT
SEND (2)
SEPARATE
SEQUENTIAL
SHARED (3)
SIZE
SKIP2 (1)
SORT
SORT-RETURN (1)
SOURCE-COMPUTER
SPACE-FILL (1)
SPECIAL-NAMES
STANDARD-1
START
STATUS
STORE (3)
SUB-QUEUE-1 (2)
SUB-QUEUE-3 (2)
SUBFILE (1)
SUBTRACT
SUPPRESS
SYNC
SYSIN (1)

Reserved Word

QUEUE (2)
QUOTES
RD (2)
READY (3)
RECEIVE (2)
RECONNECT (3)
RECORD-NAME (3)
REDEFINES
REFERENCE
REFERENCES
RELATIVE
REMAINDER
RENAMES
REPLACE
REPORT (2)
REPORTS (2)
REQUIRED (1)
RESERVE
RETAINING (3)
RETURN
RETURN-CODE (1)
REVERSE-VIDEO (1)
REWRITE
RH (2)
RIGHT-JUSTIFY (1)
ROLLING (1)
RUN
SCREEN (1)
SEARCH
SECURE (1)
SEGMENT (2)
SELECT
SENTENCE
SEQUENCE
SET
SIGN
SKIP1 (1)
SKIP3 (1)
SORT-MERGE
SOURCE (2)
SPACE
SPACES
STANDARD
STANDARD-2
STARTING (1)
STOP
STRING
SUB-QUEUE-2 (2)
SUB-SCHEMA (3)
SUBSTITUTE (1)
SUM (2)
SYMBOLIC
SYNCHRONIZED
SYSOUT (1)

ILE COBOL Reserved Word List

Reserved Word

TABLE (2)
TAPE
TERMINAL
TEST
THAN
THROUGH
TIME
TITLE (1)
TOP
TRAILING-SIGN (1)
TRUE
TYPEDEF (1)
UNEQUAL (3)
UNSTRING
UP
UPON
USAGE-MODE (3)
USING
VALIDATE (3)
VALUES
VLR (1)
WHEN
WITH
WORDS
WRITE
ZEROES
ZEROS
<=
*
-
>
=

Reserved Word

TALLYING
TENANT (3)
TERMINATE (2)
TEXT (2)
THEN
THRU
TIMES
TO
TRAILING
TRANSACTION (1)
TYPE
UNDERLINE (1)
UNIT
UNTIL
UPDATE (1)
USAGE
USE
VALID (3)
VALUE
VARYING
WAIT (3)
WHEN-COMPILED (1)
WITHIN (3)
WORKING-STORAGE
ZERO
ZERO-FILL (1)
<
+
**
/
>=

Notices

Any reference to an IBM licensed program in this publication is not intended to state or imply that only IBM's licensed program may be used. Any functionally equivalent product, program, or service that does not infringe any of IBM's intellectual property rights may be used instead of the IBM product, program, or service. Evaluation and verification of operation in conjunction with other products, except those expressly designated by IBM, is the user's responsibility.

IBM may have patents or pending patent applications covering subject matter in this document. The furnishing of this document does not give you any license to these patents. You can send license inquiries, in writing, to the IBM Director of Licensing, IBM Corporation, North Castle Drive, Armonk, NY 10504-1785, USA.

Licensees of this program who wish to have information about it for the purpose of enabling: (i) the exchange of information between independent created programs and other programs (including this one) and (ii) the mutual use of the information which has been exchanged, should contact IBM Canada Ltd., Department 071, 1150 Eglinton Avenue East, Toronto, Ontario M3C 1H7, Canada. Such information may be available, subject to appropriate terms and conditions, including in some cases payment of a fee.

This publication contains examples of data and reports used in daily business operations. To illustrate them as completely as possible, the examples include the names of individuals, companies, brands, and products. All of these names are fictitious and any similarity to the names and addresses used by an actual business enterprise is entirely coincidental.

Programming Interface Information

This summary is intended to help you write ILE COBOL programs. It contains information necessary for you to use the ILE COBOL compiler. This summary documents no programming interfaces for use in writing programs that request or receive the services of the ILE COBOL compiler.

Trademarks and Service Marks

The following terms are trademarks of International Business Machines Corporation in the United States or other countries or both:

400	ILE COBOL/400
Application System/400	Integrated Language Environment
AS/400e	iSeries
COBOL/400	Operating System/400
@server	OS/400
IBM	

Java and all Java-based trademarks and logos are trademarks or registered trademarks of Sun Microsystems, Inc. in the United States and other countries.

Other company, product, and service names, which may be denoted by a double asterisk(**), may be trademarks or service marks of others.

Acknowledgements

IBM acknowledges the use of the following research product in the ILE COBOL compiler:

S/SL ©Copyright 1981 by the University of Toronto



Program Number: 5722-WDS

Printed in U.S.A.

SX09-1317-02

