

OS/390



TSO/E

System Diagnosis: Data Areas

OS/390



TSO/E

System Diagnosis: Data Areas

Note

Before using this information and the product it supports, be sure to read the general information under Appendix, "Notices" on page 277.

Third Edition, March 2000

This edition applies to Version 2 Release 9 of OS/390 (5647-A01) and to all subsequent releases and modifications until otherwise indicated in new editions.

This is a maintenance revision of SC33-6678-00.

Order publications through your IBM representative or the IBM branch office serving your locality. Publications are not stocked at the address below.

IBM welcomes your comments. A form for readers' comments may be provided at the back of this publication, or you may address your comments to the following address:

IBM Corporation
Department 55JA, Mail Station P384
2455 South Road
Poughkeepsie, NY 12601-5400
United States of America

FAX (United States and Canada): 1+914+432-9405
FAX (Other countries): Your International Access Code +1+914+432-9405

IBMLink (United States customers only): IBMUSM10(MHVRCFS)
IBM Mail Exchange: USIB6TC9 at IBMMAIL
Internet e-mail: mhvrdfs@us.ibm.com
World Wide Web: <http://www.ibm.com/s390/os390/>

If you would like a reply, be sure to include your name, address, telephone number, or FAX number.

Make sure to include the following in your comment or note:

- Title and order number of this book
- Page number or topic related to your comment

When you send information to IBM, you grant IBM a nonexclusive right to use or distribute the information in any way it believes appropriate without incurring any obligation to you.

© Copyright International Business Machines Corporation 1992, 2000. All rights reserved.

US Government Users Restricted Rights – Use, duplication or disclosure restricted by GSA ADP Schedule Contract with IBM Corp.

Contents

About This Book	v	CHSDCPRB	59
Who Should Use This Book	v	CONTAB	63
How To Use This Book	v	CPPL	65
The Header	v	CSOA	67
Data Area Map	vi	CSPL	69
Cross Reference	vii	DFPARMS	71
Where to Find More Information	vii	ECT	75
Summary of Changes	ix	EXITLIST	77
Changes to This Book for OS/390 Version 2 Release 4	ix	FFIB	81
ADFCMD	1	FIBCPARM	83
ADFDDDB	3	FREESRCH	85
ADFENV	7	GFPARMS	87
ADFFBD	9	GTPB	89
ADFFUN	11	IKJADFMT	91
ADFLSD	13	IKJCAFRP	93
ADFMTGT	15	IKJCNCCB	97
ADFMTPT	17	IKJCNMCB	101
ADFPFK	19	IKJEESCB	103
ADFRDF	21	IKJEFFPT	107
ADFSCNTL	25	IKJEFTSJ	109
ADFSDB	27	IKJEFTSV	111
ADFSDM	29	IKJEFUDL	113
ADFSTCK	31	IKJEGDBE	115
ADFSTP	33	IKJEGDME	117
ADFSTS	35	IKJEGSIB	119
ADFSTW	37	IKJEGSTE	121
ADFWIN	39	IKJEGSTL	123
BCDIR	41	IKJEGSVB	125
BCMSG	43		
BRKELEM	45		
CA	47		
CAFMAP	57		

IKJEGSVQ	127	LSD	187
IKJPPE	129	LWA	189
IKJTABLK	131	MSGTABLE	199
IKJTBLMP	133	OUTCOMB	203
IKJTLS	135	PGPB	207
IKJVEPL	137	PPL	209
IKJWHEN	139	PRMB	211
INITTERM	141	PSCB	215
INMTEXTU	143	PTPB	217
INSTACK	145	R1BC	219
IOD	147	SSCS	221
IOPL	149	STPB	223
IRXARGTB	151	STPL	225
IRXCMTB	153	TCOMTAB	227
IRXDSIB	155	TIB	235
IRXEFPL	157	TMPPB	241
IRXENVB	159	TMPWA	243
IRXENVT	161	TMP3	259
IRXEVALB	163	TPL	261
IRXEXECB	165	TPLE	263
IRXEXTE	167	TSP	265
IRXFPDIR	169	TSVT	267
IRXINSTB	171	UPT	271
IRXMODNT	173	USDIR	273
IRXPACKT	175	USMSG	275
IRXPARMB	177	Appendix. Notices	277
IRXSHVB	181	Bibliography	281
IRXSUBCT	183	Index	283
IRXWORKB	185		

About This Book

This book provides graphic presentations of many data areas used by TSO/E. This book provides the data areas that are:

- used by two or more components
- programming interfaces
- used for debugging and diagnosis

Who Should Use This Book

This book is for system programmers who diagnose and debug programming problems. It provides information for debugging installation-provided programs or diagnosing IBM-provided programs. The user of this publication should have a working knowledge of the functions and logic of the operating system.

How To Use This Book

In this publication, data areas are sequenced alphanumerically by data area acronym. Each data area has up to four sections:

- Programming Interface Information
- Header
- Data area map
- Cross-reference, if the data area map is long enough.

The Header

The header includes some or all of the following:

Common Name:	The descriptive name of the data area.
Macro ID:	The name of the mapping macro for the data area. Mapping macros can be issued in programs to generate a copy of the data area.
DSECT Name:	Name of the DSECT (dummy control section) created by the mapping macro.
Owning Component:	Component name and component identifier in parentheses.
Eye-Catcher ID:	Character string identifier of the eye-catcher (sometimes called the <i>control block id</i>) within the mapping macro. The offset and length of the eye-catcher are also included.
Storage Attributes:	The storage attributes of the data area, including the following: <ul style="list-style-type: none">Main Storage: Central storage attributes of the data area.Virtual Storage: Virtual storage attributes of the data area.Auxiliary Storage: Spool storage attributes of the data area.Subpool and Key: Subpool is the area of virtual storage that contains the data area. Key is the storage protect key for the storage represented by the data area.
Size:	The size of the data area in decimal bytes.
Created by:	Module, macro, or component whose use creates the data area.
Pointed to by:	Registers or data area fields that contain the address of the data area.

Serialization: Method used to ensure that one user does not update a data area that is being updated or used by another user. The most common methods used for serialization are:

- Lock or locks
- ENQ and DEQ macros
- Compare and Swap (CS) instruction
- Disabling, which is disabling interruptions by setting bits in the program status word (PSW) of the program using the data area

Function: Brief description of the use of the data area.

Data Area Map

The data area is described field by field. These field descriptions are taken directly from the system code.

The following is an example of the field descriptions for the ADFCNTL data area:

Offsets					
Dec	Hex	Type	Len	Name (Dim)	Description
0	(0)	STRUCTURE	*	CNTLBLOK	3270 CONTROL CHARACTERS
0	(0)	CHARACTER	5	CNTLBLO	FOR LEN OF CNTLBLOK
0	(0)	CHARACTER	1	CNTLODR1	3270 SBA CHARACTER
1	(1)	CHARACTER	2	CNTLADDR	BUFFER ADDRESS
3	(3)	CHARACTER	1	CNTLODR2	SPOT FOR 3270 SF CHARACTER
4	(4)	CHARACTER	1	CNTLATR	SPOT FOR ATTRIBUTE CHAR
5	(5)	CHARACTER	*	CNTLDATA	

For each field in the data area, the data area map provides the following information:

Offsets The address of the field, shown in both decimal (DEC) and hexadecimal (HEX in parentheses), relative to the beginning of the data area.

Type The kind of program data defined for this field, as follows:

Type	Description
A-ADDRESS	A-type address constant
BAL STMT	Instruction
BITSTRING	Bitstring constant
CHARACTER	Character value
FIXED	Arithmetic signed or unsigned value
FLOATING	Floating-point binary value
HEX	Hexadecimal value
OFFSET	Q-type address constant
PACKED	Packed decimal value
S-ADDRESS	S-type address constant
SIGNED	Arithmetic signed value
STRUCTURE	Level 1 control block name
UNSIGNED	Unsigned value
V-ADDRESS	V-type address constant
Y-ADDRESS	Y-type address constant
ZONED	Zoned decimal value

Len Size of the field in decimal bytes.

Name (Dim)	The name of the field, bit, or mask. Bit or mask names are preceded by a description of bit position and value, as follows: 1... Refers to bit 0.11 Refers to bits 6 and 7. ...1 Refers to bit 3. 11.. 1111 Refers to bits 0, 1, 4, 5, 6, and 7.
Description	A description of the purpose or meaning of the field, bit, or mask.

Cross Reference

For each data area with more than 25 fields, Cross Reference shows the following:

Name	The name of the field, bit, or mask.
Hex Offset	The hexadecimal offset of the field into the data area. For bits, the hexadecimal offset of the field containing the bit.
Hex Value	Hexadecimal values are shown only for bits. The hexadecimal value shown implies the position of the bit in the field containing the bit.
Level	Level of the PL/AS declaration for that field.

Bit DDBUNLOCK in the ADFDDB data area illustrates how to use the hexadecimal value. In the ADFDDB data area, cross reference for the DDBUNLOCK bit looks like this:

<u>Name</u>	<u>Hex Offset</u>	<u>Hex Value</u>	<u>Level</u>
DDBUNLOCK	34	80	4

In the data area map of the ADFDDB, the DDBALRM bit appears like this:

```
52  (34) BITSTRING 4  DDBFLAGS  FLAG BYTES & COLUMN #
      1... ....  DDBUNLOCK  OPEN KEYBOARD
```

X'34' is the offset of field DDBFLAGS into the ADFDDB. DDBFLAGS is a 4-byte field, which contains a 1-byte field named DDBUNLOCK. Ignoring the other bits in the field DDBFLAGS, if the DDBUNLOCK bit is on, the value of field DDBUNLOCK would be 1000 0000, which is equivalent to X'80'. This value (X'80') is shown both in the Description in the data area map and in the column of the cross reference.

Where to Find More Information

| Please see the *OS/390 Information Roadmap* for an overview of the documentation
| associated with OS/390, including the documentation available for OS/390 TSO/E.

Summary of Changes

| **Summary of Changes**
| **for SC33-6678-01**
| **as Updated March 2000**

| This book contains information previously presented in *OS/390 TSO/E System Diagnosis*
| *Data Areas*, SC33-6678-00, which supports OS/390 TSO/E Version 2 Release 4 and
| subsequent releases.

| The following summarizes the changes to that information. The following changes appear
| only in the on-line version of this publication.

| **New Information**

| A bibliography of TSO/E and related books has been added to the back of the book.

| This book includes terminology, maintenance and editorial changes. Technical changes or
| additions to the text and illustrations are indicated by a vertical line to the left of the change.

| *OS/390 TSO/E VM/PC User's Guide for OS/390 Host Services*, SC28-1977, has been
| deleted from the OS/390 TSO/E library.

Changes to This Book for OS/390 Version 2 Release 4

Technical changes or additions to the text are indicated by a vertical line to the left of the change.

This book has been updated to describe changes to the following TSO/E data areas:

- "FIBCPARM" on page 83
- "IKJADFMT" on page 91
- "IKJEESCB" on page 103
- "IKJEFTSJ" on page 109
- "IKJEFTSV" on page 111
- "LWA" on page 189
- "PRMB" on page 211
- "PSCB" on page 215
- "TMPWA" on page 243
- "TSVT" on page 267

ADFCMD

Common Name: Session Manager Command Parameter List
Macro ID: ADFCMD
DSECT Name: SUBTOKPS
Owning Component: TSO/E Session Manager (28505)
Eye-Catcher ID: None
Offset: N/A
Subpool and Key: Subpool 230 and Key 1
Size: 208 bytes
Created by: ADFICMDR
Pointed to by: Register 1 on entry to Session Manager command processors
Serialization: None
Function: The session manager command parameter list is used to pass command text and contextual information to the session manager command processors for the CHANGE, DEFINE, DELETE, END, FIND, PUT, QUERY, RESET, RESTORE, SAVE, SCROLL, SNAPSHOT, and UNLOCK commands.

Data Area Map

Offsets					
Dec	Hex	Type	Len	Name (Dim)	Description
0	(0)	STRUCTURE	28	SUBTOKPS	
0	(0)	SIGNED	2	SUBTOKNO	NUMBER OF SUBTOKENS PRESENT
2	(2)	SIGNED	2	*	RESERVED
4	(4)	CHARACTER	8	SUBTOKS (3)	START OF SUBTOKENS
4	(4)	ADDRESS	4	SUBTOKPT	SUBTOKEN ADDRESS
8	(8)	SIGNED	2	SUBTOKLN	SUBTOKEN LENGTH
10	(A)	SIGNED	2	*	RESERVED

ADFDDDB

Common Name: Session Manager Display Description Buffer
Macro ID: ADFDDDB
DSECT Name: DDBBLOCK
Owning Component: TSO/E Session Manager (28505)
Eye-Catcher ID: DDB
Offset: Offset 0 and length 4
Subpool and Key: Subpool 230 and Key 1
Size: Variable, depending on the number of windows
Created by: ADFICDDB
Pointed to by: ADFDDDB field of the RDF data area
Serialization: None
Function: Maps the display description buffer which describes the display terminal supported by the TSO/E Session Manager. This DDB is for an IBM 3270 display terminal.

Data Area Map

Offsets					
Dec	Hex	Type	Len	Name (Dim)	Description
0	(0)	STRUCTURE	*	DDBBLOCK	DISPLAY DESCRIPTION BUFFER
0	(0)	CHARACTER	536	DDBBLOC	FOR LENGTH OF DDB
0	(0)	CHARACTER	4	DDBIDEN	"DDB " IN EBCDIC
4	(4)	ADDRESS	4	DDBCCW	ADDRESS OF CCWLST
8	(8)	ADDRESS	4	DDBLSD	ADDRESS OF STREAM DIRECTORY
12	(C)	ADDRESS	4	DDBFBD	ADDRESS OF FUNC BLOCK DIRECT.
16	(10)	ADDRESS	4	DDBINBUF	ADDRESS OF INPUT BUFFER
20	(14)	SIGNED	4	DDBINSZ	SIZE IN BYTES OF INPUT BUFFER
24	(18)	ADDRESS	4	DDBADFF	ADDRESS OF ADF FUNBLOCK
28	(1C)	ADDRESS	4	DDBWINC	ADDRESS OF WINBLOCK FOR PERMANENT CURSOR POSITION
32	(20)	ADDRESS	4	DDBWINCT	ADDRESS OF WINBLOCK FOR TEMPORARY CURSOR POSITION
36	(24)	ADDRESS	4	DDBWINCI	ADDRESS OF WINBLOCK WHERE THE CURSOR WAS ON INPUT
40	(28)	UNSIGNED	2	*	
40	(28)	UNSIGNED	1	DDBMXWNS	MAXIMUM ALLOWED WINDOWS
41	(29)	UNSIGNED	1	DDBWNCNT	NUMBER OF WINDOWS DEFINED
42	(2A)	SIGNED	2	DDBCURBS	BACKSPACE CHARS IN OUTPUT LINE
44	(2C)	UNSIGNED	4	*	
44	(2C)	UNSIGNED	1	DDBCURSR (2)	ROW/COL FOR PERMANENT CURSOR
46	(2E)	UNSIGNED	1	DDBTMPCR (2)	ROW/COL FOR TEMPORARY CURSOR
48	(30)	UNSIGNED	4	*	
48	(30)	UNSIGNED	1	DDBFIXCR (2)	ROW/COLUMN TO PLACE CURSOR
50	(32)	UNSIGNED	1	DDB#ROWA	ROWS ON SCREEN
51	(33)	UNSIGNED	1	DDBRSHKY	RESHOW KEY FOR STFSMODE
52	(34)	BITSTRING	4	DDBFLAGS	FLAG BYTES & COLUMN #
		1...		DDBULOCK	OPEN KEYBOARD
		.1..		DDBALRM	RING ALARM ON 3270
		..1.		DDBREQIO	I/O REQUIRED TO UPDATE SCREEN
		...1		DDBCLRD	REWRITE ENTIRE SCREEN NXT I/O
	 1...		DDBPCUR	POSITION CURSOR
	1..		DDBENTER	AN ENTER HAS HAPPENED
	1.		DDBNOTFY	NOTIFY USER ON UNLOCK
	1		DDBINPUT	SOME INPUT HAS HAPPENED
		1...		DDBTPCUR	TEMPORARY CURSOR POSITION
		.1..		DDBDEFUP	DEFAULT WINDOW-USER DEL'D ALL
		..1.		DDBESCAP	USER IS IN ESCAPE SEQUENCE
		...1		DDBPA2	PA2 KEY WAS PRESSED
	 1...		DDBMODE	INDICATES WHETHER WE ARE IN ERASE/WRITE OR ERASE/WRITE ALTERNATE MODE

ADFDDDB

Offsets		Type	Len	Name (Dim)	Description
Dec	Hex				
	1..		DDBAPPND	DO APPEND PROCESSING ON NEXT TPUT
	1.		DDBAPCUR	APPEND CURSOR AT END OF LINE
	1		DDBCURWR	LINE CONTAINING APPENDED CURSOR HAS BEEN WRITTEN
54	(36)	BITSTRING	1	*	RESERVED
55	(37)	UNSIGNED	1	DDB#COLA	COLS ON SCREEN
56	(38)	CHARACTER	8	DDBDFLD	NAME OF DEFAULT WINDOW FOR SCREEN COMMANDS
64	(40)	SIGNED	4	DDBOUTSZ	CORE ALLOCATED TO OUTPUT BUFR
68	(44)	UNSIGNED	4	DDBITIME	TIME OF LAST UNLOCK
72	(48)	UNSIGNED	2	DDBCNTIM	TIME BETWEEN CONTROL
74	(4A)	UNSIGNED	2	DDBWTIME	TIME OF LAST NON-ZERO CONTROL
76	(4C)	UNSIGNED	4	DDBCTIME	CURRENT TIME
80	(50)	UNSIGNED	4	DDBNTIME	TIME FOR WAKEUP
84	(54)	ADDRESS	4	DDBSTCKS	ADDRESS OF CHAIN OF STSBLOCKS
88	(58)	ADDRESS	4	DDBSTCKW	ADDRESS OF CHAIN OF STWBLOCKS
92	(5C)	ADDRESS	4	DDBSTCKP	ADDRESS OF CHAIN OF STPBLOCKS
96	(60)	ADDRESS	4	DDBVSCRN	ADDRESS OF VIRTUAL SCREEN
100	(64)	UNSIGNED	4	DDBATIME	LAST ACTIVITY TSO TIME
104	(68)	UNSIGNED	4	DDBTTIME	STIMER WAKEUP TIME
108	(6C)	CHARACTER	1	DDBPFK#	PFK AID BYTE
109	(6D)	CHARACTER	27	*	RESERVED
136	(88)	ADDRESS	4	DDBPFKS (100)	POINTERS TO PFKBLOCKS...IF ZERO: NOT DEFINED
536	(218)	CHARACTER	12	DDBWNENT (*)	ONE ENTRY FOR EACH WINDOW
536	(218)	CHARACTER	12	DDBWNEN	FOR LENGTH OF DDB
536	(218)	ADDRESS	4	DDBWNPT	ADDRESS OF WINDOW ENTRY
540	(21C)	CHARACTER	8	DDBWNNM	NAME OF WINDOW

Constants

Len	Type	Value	Name	Description
4	DECIMAL	32	DDBLPSZ	LINES PER LOGICAL PAGE
4	DECIMAL	80	DDB#COL	WIDTH OF 3270-2 DISPLAY SCRNR
4	DECIMAL	24	DDB#ROW	ROWS IN 3270-2 DISPLAY SCREEN
4	DECIMAL	24	DDBNPFKS	NUMBER OF PFK KEYS ALLOWED

Cross Reference

Name	Hex Offset	Hex Value	Level	Name	Hex Offset	Hex Value	Level
DDB#COLA	37		4	DDBINBUF	10		3
DDB#ROWA	32		4	DDBINPUT	34	01	4
DDBADFF	18		3	DDBINSZ	14		3
DDBALRM	34	40	4	DDBITIME	44		3
DDBAPCUR	35	02	4	DDBLSD	8		3
DDBAPPND	35	04	4	DDBMODE	35	08	4
DDBATIME	64		3	DDBMXWNS	28		4
DDBBLOC	0		2	DDBNOTFY	34	02	4
DDBBLOCK	0		1	DDBNTIME	50		3
DDBCCW	4		3	DDBOUTSZ	40		3
DDBCLRD	34	10	4	DDBPA2	35	10	4
DDBCNTIM	48		3	DDBPCUR	34	08	4
DDBCTIME	4C		3	DDBPFK#	6C		3
DDBCURBS	2A		3	DDBPFKS	88		3
DDBCURSR	2C		4	DDBREQIO	34	20	4
DDBCURWR	35	01	4	DDBRSHKY	33		4
DDBDEFUP	35	40	4	DDBSTCKP	5C		3
DDBDFLD	38		3	DDBSTCKS	54		3
DDBENTER	34	04	4	DDBSTCKW	58		3
DDBESCAP	35	20	4	DDBTMPCR	2E		4
DDBFBD	C		3	DDBTPCUR	35	80	4
DDBFIXCR	30		4	DDBTTIME	68		3
DDBFLAGS	34		3	DDBULOCK	34	80	4
DDBIDEN	0		3	DDBVSCRN	60		3

Name	Hex Offset	Hex Value	Level
DDBWINC	1C		3
DDBWINCI	24		3
DDBWINCT	20		3
DDBWNCNT	29		4
DDBWNEN	218		3
DDBWNENT	218		2
DDBWNNM	21C		4
DDBWNPT	218		4
DDBWTIME	4A		3

ADFENV

Common Name: Session Manager Environment Block
Macro ID: ADFENV
DSECT Name: ENVBLOCK
Owning Component: TSO/E Session Manager (28505)
Eye-Catcher ID: None
Offset: N/A
Subpool and Key: Subpool 230 and key 1
Size: 12 bytes
Created by: ADFMDF01
Pointed to by: N/A
Serialization: None
Function: The Environment Block is the master control block for the Session Manager and contains pointers to the other Session Manager control blocks. There may be more than one ENV block depending on the function being performed.

Data Area Map

Offsets		Type	Len	Name (Dim)	Description
Dec	Hex				
0	(0)	STRUCTURE	12	ENVBLOCK	ENVIRONMENT BLOCK
0	(0)	ADDRESS	4	ENVSTCK	ADDRESS OF THE PROGRAM STACK
4	(4)	ADDRESS	4	ENVDDB	ADDRESS OF THE DISPLAY DESCRIPTION BLOCK
8	(8)	ADDRESS	4	ENVLCLP	ADDRESS OF THE SYSTEM AREA (THE RDFBLOCK)

ADFFBD

Common Name: Session Manager Function Block Directory
Macro ID: ADFFBD
DSECT Name: FBDBLOCK
Owning Component: TSO/E Session Manager (28505)
Eye-Catcher ID: FBD
Offset: Offset 0 and length 4
Subpool and Key: Subpool 230 and key 1
Size: Variable, depending on the number of functions.
Created by: ADFMMFUN
Pointed to by: DDBFBD of the DDB data area
Serialization: None
Function: The Function Block directory is a directory to the Session Manager function blocks. There is one function block for each session 'function'; the Session Manager, TSO/E, Messages, etc.

Data Area Map

Offsets					
Dec	Hex	Type	Len	Name (Dim)	Description
0	(0)	STRUCTURE	*	FBDBLOCK	FUNCTION BLOCK DIRECTORY
0	(0)	CHARACTER	8	FBDBLOC	FOR LEN OF FBDBLOCK
0	(0)	CHARACTER	4	FBDIDEN	"FBD " IN EBCDIC
4	(4)	SIGNED	4	FBDNFUN	NUMBER OF ENTRIES
8	(8)	CHARACTER	8	FBDENTRY (*)	ONE ENTRY FOR EACH FUNCTION
8	(8)	CHARACTER	8	FBDENTR	FOR LEN OF FBDENTRY
8	(8)	CHARACTER	4	FBDFBNAM	NAME OF FUNCTION
12	(C)	ADDRESS	4	FBDFBPTR	POINTER TO FUNBLOCK

ADFFUN

Common Name: Session Manager Function Descriptor Block
Macro ID: ADFFUN
DSECT Name: FUNBLOCK
Owning Component: TSO/E Session Manager (28505)
Eye-Catcher ID: FUN
Offset: Offset 0 and length 4
Subpool and Key: Subpool 230 and key 1
Size: 36 bytes
Created by: ADFMMFUN
Pointed to by: N/A
Serialization: None
Function: The Function Block describes the input and output streams of a session function. One block for each function; Session Manager, TSO/E, Messages, etc.

Data Area Map

Offsets					
Dec	Hex	Type	Len	Name (Dim)	Description
0	(0)	STRUCTURE	36	FUNBLOCK	FUNCTION BLOCK
0	(0)	CHARACTER	4	FUNIDEN	"FUN " IN EBCDIC
4	(4)	CHARACTER	4	FUNNAME	NAME OF THIS FUNCTION
8	(8)	ADDRESS	4	FUNSDBIN	POINTER TO INPUT STREAM SDB
12	(C)	ADDRESS	4	FUNSDBOU	POINTER TO OUTPUT STREAM SDB
16	(10)	UNSIGNED	4	FUNOUTFL	OUTPUT STREAM FLAGS
16	(10)	UNSIGNED	1	OUTFLINT	OUTPUT DISPLAY INTENSITY
17	(11)	CHARACTER	3	*	RESERVED
20	(14)	ADDRESS	4	FUNSDBCY	POINTER TO COPY STREAM SDB
24	(18)	UNSIGNED	4	FUNCPYFL	COPY STREAM FLAGS
24	(18)	UNSIGNED	1	CPYFLINT	COPY DISPLAY INTENSITY
25	(19)	CHARACTER	3	*	RESERVED
28	(1C)	UNSIGNED	4	FUNCURLN	CURRENT LOGICAL LINE NUMBER
32	(20)	UNSIGNED	4	FUNFLAG	FUNCTION FLAGS
		1...		FUNFLOAL	SOUND ALARM ON OUTPUT
		.1..		FUNFLIAL	SOUND ALARM ON INPUT
		..1.		FUNFLBYP	IN PRINT BYPASS MODE
32	(20)	BITSTRING	3	*	RESERVED

Cross Reference

Name	Hex Offset	Hex Value	Level
CPYFLINT	18		3
FUNBLOCK	0		1
FUNCPYFL	18		2
FUNCURLN	1C		2
FUNFLAG	20		2
FUNFLBYP	20	20	3
FUNFLIAL	20	40	3
FUNFLOAL	20	80	3
FUNIDEN	0		2
FUNNAME	4		2
FUNOUTFL	10		2
FUNSDBCY	14		2
FUNSDBIN	8		2
FUNSDBOU	C		2
OUTFLINT	10		3

ADFLSD

Common Name: Session Manager List Stream Directory Block
Macro ID: ADFLSD
DSECT Name: LSDBLOCK
Owning Component: TSO/E Session Manager (28505)
Eye-Catcher ID: None
Offset: N/A
Subpool and Key: Subpool 230 and key 1
Size: Variable, depending on the number of streams.
Created by: ADFMDF01
Pointed to by: N/A
Serialization: None
Function: List of streams - one entry for each Stream Descriptor Block. Contains pointers to the other Session Manager control blocks. There may be more than one ENV block depending on the function being performed.

Data Area Map

Offsets					
Dec	Hex	Type	Len	Name (Dim)	Description
0	(0)	STRUCTURE	*	LSDBLOCK	LIST OF OPEN STREAMS
0	(0)	CHARACTER	4	LSDBLOC	FOR LEN OF LSDBLOCK
0	(0)	SIGNED	2	LSDNSDBS	COUNT OF OPEN SDBS
2	(2)	SIGNED	2	LSDMXSDB	MAX ALLOWED SDBS
4	(4)	CHARACTER	12	LSDENTRY (*)	ENTRY FOR EACH STREAM
4	(4)	CHARACTER	12	LSDENTR	FOR LEN OF LSDBLOCK
4	(4)	CHARACTER	8	LSDNAME	NAME OF STREAM
12	(C)	ADDRESS	4	LSDPTR	ADDRESS OF SDBBLOCK

ADFMTGT

Common Name: Extended TGET Parameter List
Macro ID: ADFMTGT
DSECT Name: ADFMTGT,TGTRETN
Owning Component: TSO/E Session Manager (28505)
Eye-Catcher ID: *ADF
Offset: Offset 0 and length 4
Subpool and Key: Subpool 230 and Key 1
Size: ADFMTGT 20 bytes
 TGTRETN 4 bytes
Created by: ADFMFIND, ADFMCPY2
Pointed to by: N/A
Serialization: None
Function: ADFMTGT IS AN EXTENDED TGET PARAMETER LIST USED BY THE SESSION MANAGER. THE "USERID" BIT OF THE STANDARD TGET MACRO IS USED TO SIGNAL THAT THE TGET IS TO BE INTERCEPTED AND PROCESSED BY THE SESSION MANAGER.

RETURN CODES SET BY THE SESSION MANAGER OR TGET (IN HEX):

- 00 - SUCCESSFUL COMPLETION. REGISTER 1 CONTAINS: XXXX YYYY WHERE XXXX IS THE LENGTH OF THE CONTROL DATA (IF ANY) And YYYY IS THE TOTAL LENGTH OF THE LINE (INCLUDING THE CONTROL DATA).
- 04 - THE LINE NUMBER SPECIFIED WAS NOT FOUND. REGISTER 1 CONTAINS THE LOWEST LINE NUMBER IN THE STREAM. THIS IS SET REGARDLESS OF WHETHER "NOWAIT" WAS SPECIFIED.
- 08 - AN ATTENTION INTERRUPT OCCURRED. NO DATA OBTAINED.
- 0C - THE LINE PLACED IN THE USER'S INPUT BUFFER WAS TRUNCATED.
- 10 - INVALID PARAMETER LIST.
- 14 - THE STREAM SPECIFIED WAS NOT FOUND. THIS COULD ALSO MEAN THAT THE SESSION MANAGER IS NOT ACTIVE FOR THIS USER.

Data Area Map

Offsets		Type	Len	Name (Dim)	Description
Dec	Hex				
0	(0)	STRUCTURE	20	ADFMTGT	
0	(0)	CHARACTER	4	TGTBYDMF	"*ADF" PLACED HERE WILL SIGNAL THE SESSION MANAGER TO INTERCEPT THE TGET AND SATISFY IT WITH DATA FROM THE SESSION MANAGER STREAM SPECIFIED IN "TGTSTRM" CONTROL INFORMATION
4	(4)	BITSTRING 1...	4	TGTFLAG TGTCNTL	THE SESSION MANAGER IS TO PLACE CONTROL DATA AHEAD OF THE DATA FROM THE STREAM IN THE USER'S BUFFER. REGISTER 1 WILL CONTAIN THE LENGTH OF THE CONTROL DATA IN THE FIRST HALFWORD, THE LENGTH OF THE CONTROL DATA PLUS THE LENGTH OF THE DATA FROM THE STREAM IN THE SECOND HALFWORD
		.1..		*	RESERVED
		..1.		TGTRELL	"TGLINE" CONTAINS A LINE NUMBER RELATIVE TO THE NEXT LINE TO BE GIVEN TO TSO IN THE "TSOIN" STREAM. THIS IS VALID ONLY IF "TGSTREAM" IS "TSOIN".
4	(4)	BITSTRING	3	*	RESERVED
8	(8)	CHARACTER	8	TGTSTRM	NAME OF THE STREAM FROM WHICH THE DATA IS TO COME.

ADFMTGT

Offsets						
Dec	Hex	Type	Len	Name (Dim)	Description	
16	(10)	SIGNED	4	TGTLINE	THE LINE NUMBER OF THE STREAM TO GET. MAY BE NEGATIVE IF "TGRELL" IS SPECIFIED.	

Comments

THE FOLLOWING STRUCTURE MAPS REGISTER 1 AFTER A SUCCESSFUL TGET

End of Comments

Offsets						
Dec	Hex	Type	Len	Name (Dim)	Description	
0	(0)	STRUCTURE	4	TGTRETN		
0	(0)	SIGNED	2	CNTLLEN	LENGTH OF THE CONTROL DATA	
2	(2)	SIGNED	2	TOTALLEN	LENGTH OF THE CONTROL DATA PLUS THE ACTUAL DATA	

Constants

Len	Type	Value	Name	Description
4	HEX	D0000000	TGTWUSID	DO TGET WITH "USERID" AND AND "NOWAIT" SPECIFIED
4	CHARACTER	*ADF	TGTSIGNL	SIGNALS THAT SESSION MANAGER IS REQUESTED FOR THIS TGET

Cross Reference

Name	Hex Offset	Hex Value	Level
ADFMTGT	0		1
CNTLLEN	0		2
TGTBYDMF	0		2
TGTCNTL	4	80	3
TGTFLAG	4		2
TGTLINE	10		2
TGTRELL	4	20	3
TGTRETN	0		1
TGTSTRM	8		2
TOTALLEN	2		2

ADFMTPT

Common Name: Extended TPUT Parameter List
Macro ID: ADFMTPT
DSECT Name: ADFMTPT
Owning Component: TSO/E Session Manager (28505)
Eye-Catcher ID: *ADF
Offset: Offset 0 and length 4
Subpool and Key: Subpool 230 and Key 1
Size: 20 bytes
Created by: ADFINPUT, ADFMCPY2
Pointed to by: N/A
Serialization: None
Function: ADFMTPT IS AN EXTENDED TPUT PARAMETER LIST USED BY THE SESSION MANAGER. THE "USERID" BIT OF THE STANDARD TPUT MACRO IS USED TO SIGNAL THAT THE TPUT IS TO BE INTERCEPTED AND PROCESSED BY THE SESSION MANAGER.

RETURN CODES SET BY THE SESSION MANAGER OR TPUT: (HEX)

- 00 - SUCCESSFUL COMPLETION.
- 04 - NOWAIT WAS SPECIFIED AND AN OUTPUT BUFFER WAS NOT AVAILABLE. (FROM TPUT ONLY.)
- 08 - AN ATTENTION INTERRUPT OCCURRED. DATA NOT SENT TO STREAM.
- 0C - A CROSS-MEMORY TPUT FAILED. DATA NOT SENT.
- 10 - INVALID PARAMETER LIST.
- 14 - THE STREAM SPECIFIED WAS NOT FOUND. THIS COULD ALSO MEAN THAT THE SESSION MANAGER IS NOT ACTIVE FOR THIS USER

Data Area Map

Offsets					
Dec	Hex	Type	Len	Name (Dim)	Description
0	(0)	STRUCTURE	20	ADFMTPT	
0	(0)	CHARACTER	4	TPTBYDMF	**ADF" PLACED HERE WILL SIGNAL THE SESSION MANAGER TO INTERCEPT THE TPUT AND SATISFY IT WITH DATA FROM THE STREAM SPECIFIED IN "TPTSTRM"
4	(4)	BITSTRING 1...	2	TPTFLAG TPTCNTL	CONTROL INFORMATION CONTROL DATA PRECEDES THE DATA TO BE PLACED IN THE STREAM
4	(4)	BITSTRING	1	*	RESERVED
6	(6)	UNSIGNED	2	TPTCDLEN	LENGTH OF THE CONTROL DATA WHICH PRECEDES THE DATA TO BE PLACED IN THE STREAM
8	(8)	CHARACTER	8	TPTSTRM	NAME OF THE STREAM TO WHICH THE DATA IS TO GO.
16	(10)	BITSTRING	4	TPTFUTR	RESERVED

ADFMTPT

Constants

Len	Type	Value	Name	Description
4	HEX	D0000000	TPTWUSID	DO TPUT WITH "USERID" AND AND "NOWAIT" SPECIFIED
4	CHARACTER	*ADF	TPTSIGNL	SIGNALS THAT SESSION MANAGER IS REQUESTED FOR THIS TPUT

ADFPFK

Common Name: Session Manager PF Key Descriptor Block
Macro ID: ADFPFK
DSECT Name: PFKBLOCK, PFK\$P, PFK\$AMP, PFKATBLK
Owning Component: TSO/E Session Manager (28505)
Eye-Catcher ID: None
Offset: N/A
Subpool and Key: Subpool 230 and key 1
Size: PFKBLOCK - 18 bytes
 PFK\$P - 20 bytes
 PFK\$AMP - 24 bytes
 PFKATBLK - 4 bytes
Created by: ADFISAV
Pointed to by: N/A
Serialization: None
Function: ADFPFK maps fields used in defining a given PF key plus data associated with the given PF key.

Data Area Map

Offsets					Description
Dec	Hex	Type	Len	Name (Dim)	
0	(0)	STRUCTURE	18	PFKBLOCK	
0	(0)	ADDRESS	4	*	AVAILABLE FOR CHAINING
4	(4)	SIGNED	2	PFKLEN	BYTES ALLOCATED TO THIS BLOCK
6	(6)	SIGNED	2	PFK#NUM	PFK NUMBER
8	(8)	CHARACTER	1	PFKTYPE	TYPE OF PFKBLOCK: 'P' - ENTER MODIFIED FLDS AND PUT TEXT (ORDINARY) '&' - USE MODIFIED FLDS AS ARGUMENTS TO TEXT(SUBST)
9	(9)	CHARACTER	1	*	AVAILABLE
10	(A)	CHARACTER	8	PFKSTRM	STREAM TO RECEIVE TEXT, IF BLANK GO TO 'SI' STREAM
18	(12)	CHARACTER		PFK\$	BASING FOR PFK\$P OR PFK\$AMP

Offsets					Description
Dec	Hex	Type	Len	Name (Dim)	
18	(12)	STRUCTURE	*	PFK\$P	FIELDS FOR TYPE 'P' BLOCK
18	(12)	CHARACTER	2	PFKPLEN	
18	(12)	SIGNED	2	PFKLTEXT	LENGTH OF FOLLOWING TEXT
20	(14)	CHARACTER	*	PFKTEXT	TEXT

Offsets					Description
Dec	Hex	Type	Len	Name (Dim)	
18	(12)	STRUCTURE	*	PFK\$AMP	FIELDS FOR TYPE '&' BLOCK
18	(12)	CHARACTER	6	PFKALEN	
18	(12)	SIGNED	2	PFKMAXA#	LARGEST N FOR &N TO BE SUBST'D
20	(14)	SIGNED	2	PFK#ATBS	# OF PFKATBLKS AT PFKATAT
22	(16)	CHARACTER	1	PFKADEL	DELIM USED FOR INPUT PROC'NG
23	(17)	CHARACTER	1	PFKAMPR	THE 'AMPERSAND-LIKE' CHARACTER
24	(18)	CHARACTER	*	PFKATAT	BUNCH OF PFKATBLK'S

Offsets					Description
Dec	Hex	Type	Len	Name (Dim)	
0	(0)	STRUCTURE	*	PFKATBLK	ARGUMENT-TEXT BLOCK
0	(0)	CHARACTER	4	PFKATLEN	
0	(0)	SIGNED	2	PFKARG#	ARG # TO BE SUBSTITUTED: 1-99 USER ARGS 0 NULL STRING 1001 ANY TEXT 'LEFT OVER'

ADFPFK

Offsets		Type	Len	Name (Dim)	Description
Dec	Hex				
2	(2)	SIGNED	2	PFKTLEN	LENGTH OF FOLLOWING TEXT
4	(4)	CHARACTER	*	PFKATXT	THE TEXT

Constants

Len	Type	Value	Name	Description
2	DECIMAL	0	PFKNOARG	SEE
2	DECIMAL	1001	PFKLEFTO	PFKARG#
2	DECIMAL	99	PFKMXUA#	

Cross Reference

Name	Hex Offset	Hex Value	Level
PFK\$	12		2
PFK\$AMP	12		1
PFK\$P	12		1
PFK#ATBS	14		3
PFK#NUM	6		2
PFKADEL	16		3
PFKALEN	12		2
PFKAMPR	17		3
PFKARG#	0		3
PFKATAT	18		2
PFKATBLK	0		1
PFKATLEN	0		2
PFKATXT	4		2
PFKBLEN	4		2
PFKBLOCK	0		1
PFKLTEXT	12		3
PFKMAXA#	12		3
PFKPLEN	12		2
PFKSTRM	A		2
PFKTEXT	14		2
PFKTLEN	2		3
PFKTYPE	8		2

ADFRDF

Common Name: Session Manager Vector and Control Table Block
Macro ID: ADFRDF
DSECT Name: RDFBLOCK
Owning Component: TSO/E Session Manager (28505)
Eye-Catcher ID: RDF
Offset: Offset 0 and length 4
Subpool and Key: Subpool 230 and key 1
Size: 428 bytes
Created by: ADFMDF01
Pointed to by: LWA, LWAXXXX
Serialization: None
Function: ADFRDF serves as the primary Session Manager control block. It contains routine addresses, control information, save areas, and pointers to the Session Manager's data areas.

Data Area Map

Offsets		Type	Len	Name (Dim)	Description
Dec	Hex				
0	(0)	STRUCTURE	428	RDFBLOCK	TSO 3270 SESSION MANAGER VECTOR AND CONTROL TABLE

Comments

SAVE AREA WHICH IS USED BY ADFMDF21(IKTTMPX1) WHEN CALLING ADFMDF22. THIS SAVE AREA IS SERIALIZED VIA THE LOCAL LOCK.

End of Comments

0	(0)	CHARACTER	4	RDFIDEN	"RDF" IN EBCDIC
4	(4)	ADDRESS	4	RDFSAVE (18)	SAVE AREA

Comments

ADDRESS LIST OF INTERNAL SESSION MANAGER ROUTINES

End of Comments

76	(4C)	ADDRESS	4	RDFMAKST	STREAM CREATION ROUTINE
80	(50)	ADDRESS	4	RDFUTDDB	DDB UPDATING ROUTINE
84	(54)	ADDRESS	4	RDFUTSTR	STREAM UPDATING ROUTINE
88	(58)	ADDRESS	4	RDFGMN	GETMAIN ROUTINE ADDRESS
92	(5C)	ADDRESS	4	RDFFMN	FREEMAIN ROUTINE ADDRESS
96	(60)	ADDRESS	4	RDFMKDDB	DDB CREATION ROUTINE
100	(64)	ADDRESS	4	RDFSCRNC	ROUTER (CALLS CMD EXECUTERS)
104	(68)	ADDRESS	4	RDFDOIO	TERMINAL TSO I/O ROUTINE
108	(6C)	ADDRESS	4	RDFREDO	TERMINAL DATA STRING BUILDER
112	(70)	ADDRESS	4	RDFRDM	TERMINAL INPUT DECODER
116	(74)	ADDRESS	4	RDFWAIT	I/O WAIT ROUTINE
120	(78)	ADDRESS	4	RDFFINDD	SDB LOCATER ROUTINE
124	(7C)	ADDRESS	4	RDFDFLTS	DEFAULT SCREEN BUILDER
128	(80)	ADDRESS	4	RDFMKFUN	FUNCTION BLK CREATION ROUTINE
132	(84)	ADDRESS	4	RDFMTGET	VCON FOR TGET IN ADFMDOIO
136	(88)	ADDRESS	4	RDFMTPUT	VCON FOR TPUT IN ADFMDOIO
140	(8C)	ADDRESS	4	RDFMDEL	DELETE LINE ROUTINE

ADFRDF

Offsets		Type	Len	Name (Dim)	Description
Dec	Hex				
Comments					
DYNAMIC VALUES USED BY ADFMDF0A, ADFMDF02, AND ADFMDF22					
End of Comments					
144	(90)	BITSTRING	3	RDFFLGS	FLAGS
		1...		RDFSLEEP	ADFMDF0A IS IN A WAIT
		.1..		RDFFSCR	SOME TCB IS USING TPUT FULLSCR
		..1.		RDFWAITF	ADFMDF0A TCB IS WAITIN
		...1		RDFLOCKF	THE LOCAL LOCK IS HELD
	 1...		RDFWAIT	TELLS SM TASK TO NOT ISSUE SYSEVENT
					TERMWAIT
	1..		RDFTGET	OUTSTANDING TGET REQUEST
	1.		RDFEXIT	SESSION MANAGER IS TO QUIT
	1		RDFFSREF	RETURNING TO FULL SCREEN
		1...		RDFTPUT	WINBLOCK(S) UPDATED BUT SCREEN NOT YET
					UPDATED
		.1..		RDFTSOIN	LINE TO THE TMP
		..1.		RDFMODAL	MODE INDICATOR
		...1		RDFFS CRA	SM IS TO INTERCEPT NO I/O
	 1...		RDFFS CRK	SM IS TO LEAVE TSBKEYS=1'B WHEN GOING
					INTO FS MODE
	1..		RDFATTN	ATTN HAS BEEN ENTERED
	1.		RDFINSPF	INTERCEPT SPF GENERATED LINE TPUTS
					WITHOUT TAKING CONTROL OF SCREEN
	1		RDFFS CRN	1=STEP ASIDE FOR NOEDIT
		1...		RDFBYPSS	1=IN PRINT BYPASS MODE
		.1..		RDFRESET	ADFMDF0A SHOULD RESET DDBCLRD
		..11 1111		*	RESERVED BITS
147	(93)	UNSIGNED	1	RDFPOOL	SUBPOOL FOR STORAGE
148	(94)	ADDRESS	4	RDFTCB	ADFMDF0A TCB ADDRESS
152	(98)	ADDRESS	4	RDFTGPUT	ADDRESS OF TGET/TPUT INTERCEPT ROUTINE
					(ADFMDF22)
156	(9C)	ADDRESS	4	RDFDDB	ADDRESS OF CURRENT DDB
160	(A0)	ADDRESS	4	RDFLSD	ADDRESS OF STREAM DIRECTORY
164	(A4)	ADDRESS	4	RDFFB D	ADDRESS OF FUNC BLOCK DIRECT.
168	(A8)	ADDRESS	4	RDFADFF	ADDRESS OF SESSION MANAGER FUNCTION
					BLOCK
172	(AC)	ADDRESS	4	RDFMSGF	ADDRESS OF MESSAGE FUNC BLOCK
176	(B0)	ADDRESS	4	RDFTSOF	ADDRESS OF TSO FUNCTION BLOCK
180	(B4)	ADDRESS	4	RDFTSOWQ	ADDRESS OF TSO WAIT QUEUE
184	(B8)	UNSIGNED	4	RDFILLN	LINENO OF TPUT ASIS
188	(BC)	UNSIGNED	2	RDFILCNT	LENGTH OF RDFILLN LINE
190	(BE)	SIGNED	2	RDFINTIO	# I/O REQUESTS CURRENTLY BEING
					PROCESSED
192	(C0)	ADDRESS	4	RDFENV3	ADDRESS OF ENVBLOCK NUMBER 3
196	(C4)	ADDRESS	4	RDFENV1	ADDRESS OF ENVBLOCK NUMBER 1
200	(C8)	ADDRESS	4	RDFENV2	ADDRESS OF ENVBLOCK NUMBER 2
204	(CC)	UNSIGNED	4	RDFPECB	ECB POSTED BY TPUT INTERCEPT
208	(D0)	UNSIGNED	4	RDFTIME	TIME OF LAST TGET/TPUT
212	(D4)	SIGNED	4	RDFICNT	COUNT OF PARTIAL INPUT
216	(D8)	ADDRESS	4	RDFENV2P	ADDRESS OF ENVBLOCK POINTER
220	(DC)	UNSIGNED	4	RDFTECB	ECB POSTED BY STIMER
224	(E0)	SIGNED	2	RDFWQCNT	# TASKS ON TSO WAIT QUEUE
226	(E2)	SIGNED	2	RDFINTTO	# TERMINAL OPTION REQUESTS BEING
					PROCESSED
228	(E4)	ADDRESS	4	RDFMSAVE (18)	SAVE AREA USED BY ADFMSEND FOR
					PROCESSING CROSS MEMORY MSGS
300	(12C)	ADDRESS	4	RDFXLTS	ADDRESS OF DEFAULT ENVIRONMENT MODULE
304	(130)	CHARACTER	8	RDFUSER	USERID PASSED TO INSTALLATION EXIT
312	(138)	CHARACTER	1	RDFISTRM	STREAM MAP PASSED TO INSTALLATION EXIT
		1...		RDFITSO	LINE TO THE TMP

Offsets		Type	Len	Name (Dim)	Description
Dec	Hex				
		.1..		RDFITOUT	TSO OUTPUT STREAM
		..1.		RDFISIN	SM INPUT STREAM
		...1		RDFISOUT	SM OUTPUT STREAM
	 1..		RDFIMSG	MSG OUTPUT STREAM
	1..		RDFLOGMS	LOG ISPF LINE OUTPUT
	1.		RDFOPT6	ISPF OPTION 6 FLAG
	1		*	RESERVED
313	(139)	CHARACTER	3	*	RESERVED
316	(13C)	ADDRESS	4	RDFIDATA	POINTER TO INSTALLATION DATA
320	(140)	ADDRESS	4	RDFEXIT1	POINTER TO INST EXIT
324	(144)	ADDRESS	4	RDFEXIT2	POINTER TO INST EXIT
328	(148)	ADDRESS	4	RDFEXIT3	POINTER TO INST EXIT
332	(14C)	ADDRESS	4	RDFTCLRQ	USED BY IKTTMPX2 FOR TCLEARQ (SVC 94 MACRO)
336	(150)	ADDRESS	4	RDFREPPF	REPEAT FIND STRUC PT
340	(154)	ADDRESS	4	RDFGLUE1	ADFGUE1 ADDRESS
344	(158)	ADDRESS	4	RDFGLUE2	ADFGUE2 ADDRESS
348	(15C)	ADDRESS	4	RDFGLUE3	ADFGUE3 ADDRESS
352	(160)	ADDRESS	4	RDFBSTOR	PTR TO STORAGE BELOW THE LINE FOR ADFGLUE1,2,3
356	(164)	ADDRESS	4	RDFRGSVE	REG 14 SAVE AREA
360	(168)	ADDRESS	4	RDFRGSVF	REG 15 SAVE AREA
364	(16C)	ADDRESS	4	RDFRGSV0	REG 0 SAVE AREA
368	(170)	ADDRESS	4	RDFRGSV1	REG 1 SAVE AREA
372	(174)	CHARACTER	56	RDFRSVD	RESERVED FIELD
428	(1AC)	CHARACTER		RDFEND	

Cross Reference

Name	Hex Offset	Hex Value	Level	Name	Hex Offset	Hex Value	Level
RDFADFF	A8		2	RDFILLN	B8		2
RDFATTN	91	04	3	RDFIMSG	138	08	3
RDFBLOCK	0		1	RDFINSPF	91	02	3
RDFBSTOR	160		2	RDFINTIO	BE		2
RDFBYPSS	92	80	3	RDFINTTO	E2		2
RDFDDB	9C		2	RDFISIN	138	20	3
RDFDFLTS	7C		2	RDFISOUT	138	10	3
RDFDOIO	68		2	RDFISTRM	138		2
RDFEND	1AC		2	RDFITOUT	138	40	3
RDFENV1	C4		2	RDFITSO	138	80	3
RDFENV2	C8		2	RDFLOCKF	90	10	3
RDFENV2P	D8		2	RDFLOGMS	138	04	3
RDFENV3	C0		2	RDFLSD	A0		2
RDFEXIT	90	02	3	RDFMAKST	4C		2
RDFEXIT1	140		2	RDFMDEL	8C		2
RDFEXIT2	144		2	RDFMKDDB	60		2
RDFEXIT3	148		2	RDFMKFUN	80		2
RDFFBDB	A4		2	RDFMODAL	91	20	3
RDFFIND	78		2	RDFMSAVE	E4		2
RDFFLGS	90		2	RDFMSGF	AC		2
RDFFMN	5C		2	RDFMTGET	84		2
RDFFSR	90	40	3	RDFMTPUT	88		2
RDFFSRA	91	10	3	RDFOPT6	138	02	3
RDFFSRCK	91	08	3	RDFPECB	CC		2
RDFFSRKN	91	01	3	RDFPOOL	93		2
RDFFSREF	90	01	3	RDFRDM	70		2
RDFGLUE1	154		2	RDFREDO	6C		2
RDFGLUE2	158		2	RDFREPPF	150		2
RDFGLUE3	15C		2	RDFRESET	92	40	3
RDFGMN	58		2	RDFRGSVE	164		2
RDFICNT	D4		2	RDFRGSVF	168		2
RDFIDATA	13C		2	RDFRGSV0	16C		2
RDFIDEN	0		2	RDFRGSV1	170		2
RDFILCNT	BC		2	RDFRSVD	174		2

ADFRDF

Name	Hex Offset	Hex Value	Level
RDFSAVE	4		2
RDFSCRNC	64		2
RDFSLEEP	90	80	3
RDFTCB	94		2
RDFTCLRQ	14C		2
RDFTECB	DC		2
RDFTGET	90	04	3
RDFTGPUT	98		2
RDFTPUT	91	80	3
RDFTSOF	B0		2
RDFTSOIN	91	40	3
RDFTSOWQ	B4		2
RDFTTIME	D0		2
RDFTWAIT	90	08	3
RDFUSER	130		2
RDFUTDDB	50		2
RDFUTSTR	54		2
RDFWAIT	74		2
RDFWAITF	90	20	3
RDFWQCNT	E0		2
RDFXLTS	12C		2

ADFSCNTL

Common Name: Session Manager Stream Control Block
Macro ID: ADFSCNTL
DSECT Name: ADFSCNTL
Owning Component: TSO/E Session Manager (28505)
Eye-Catcher ID: None
Offset: N/A
Subpool and Key: Subpool 230 and Key 1
Size: 1 byte
Created by: ADFMPUT
Pointed to by: N/A
Serialization: None
Function: ADFSCNTL maps control information in the Session Manager streams. This control information precedes the data in the stream.

Data Area Map

Offsets		Type	Len	Name (Dim)	Description
Dec	Hex				
0	(0)	STRUCTURE	1	ADFSCNTL	
		1...		SCNTLBRI	THIS LINE IS HIGHLIGHTED
		.1...		SCNTLDRK	THIS LINE IS NON-DISPLAY
		..1.		SCNTLMAG	MAGNETIC CARD READER
		...1		SCNTLBLK	BLANK DATA PORTION
	 111.		*	RESERVED
	1		SCNTASIS	ASIS DATA

ADFSDB

Common Name: Session Manager Stream Descriptor Block
Macro ID: ADFSDB
DSECT Name: SDBBLOCK
Owning Component: TSO/E Session Manager (28505)
Eye-Catcher ID: SDB
Offset: Offset 0 and length 4
Subpool and Key: Subpool 230 and key 1
Size: 64 bytes
Created by: ADFMSTDF
Pointed to by: N/A
Serialization: None
Function: This is a Stream Descriptor Block containing data relating to a specific stream.

Data Area Map

Offsets					
Dec	Hex	Type	Len	Name (Dim)	Description
0	(0)	STRUCTURE	64	SDBBLOCK	STREAM DESCRIPTOR BLOCK
0	(0)	CHARACTER	4	SDBIDEN	"SDB" IN EBCDIC
4	(4)	CHARACTER	8	SDBNAME	NAME OF THIS STREAM

Comments

LOGICAL LINE NUMBER POINTERS

End of Comments

12	(C)	UNSIGNED	4	SDBLLNB	BASE LLN
16	(10)	UNSIGNED	4	SDBOLDN	LLN OF OLDEST LINE
20	(14)	UNSIGNED	4	SDBCURN	LLN OF NEWEST LINE

Comments

GET AND PUT ROUTINE ADDRESSES

End of Comments

24	(18)	ADDRESS	4	SDBGET	ADDRESS OF GET ROUTINE
28	(1C)	ADDRESS	4	SDBPUT	ADDRESS OF PUT ROUTINE
32	(20)	ADDRESS	4	SDBCLOS	ADDRESS OF CLOSE ROUTINE
36	(24)	SIGNED	4	SDBLEN	LENGTH OF SDB AND FOLLOWING SDX
40	(28)	CHARACTER	4	*	
40	(28)	CHARACTER	1	SDBCLASS	STREAM CLASS
41	(29)	UNSIGNED	1	SDBTYPE	STREAM TYPE: 0=EXTRA,1=INPUT, 2=OUTPUT
42	(2A)	CHARACTER	2	*	RESERVED
44	(2C)	UNSIGNED	4	SDBPOSN	LLN NEXT TO BE FETCHED
48	(30)	UNSIGNED	4	SDBFLAGS	
		1...		SDBNOWRP	STREAM IS NOT TO WRAP
		.1..		SDBALARM	SOUND ALARM WITH NEW DATA
48	(30)	BITSTRING	3	*	RESERVED BITS
52	(34)	SIGNED	4	SDBAVL (3)	RESERVED
64	(40)	CHARACTER		SDBAREA	AREA FOR SYSTEM DEPENDENT INFO

ADFSDB

Cross Reference

Name	Hex Offset	Hex Value	Level
SDBALARM	30	40	3
SDBAREA	40		2
SDBAVL	34		2
SDBBLOCK	0		1
SDBCLASS	28		3
SDBCLOS	20		2
SDBCURN	14		2
SDBFLAGS	30		2
SDBGGET	18		2
SDBIDEN	0		2
SDBLEN	24		2
SDBLLNB	C		2
SDBNAME	4		2
SDBNOWRP	30	80	3
SDBOLDN	10		2
SDBPOSN	2C		2
SDBPUT	1C		2
SDBTYPE	29		3

ADFSDM

Common Name: Session Manager Stream Descriptor Extension of SDB
Macro ID: ADFSDM
DSECT Name: SDMBLOCK
Owning Component: TSO/E Session Manager (28505)
Eye-Catcher ID: None
Offset: N/A
Subpool and Key: Subpool 230 and key 1
Size: 80 bytes
Created by: ADFMSTDE
Pointed to by: SDBAREA in the SDB block
Serialization: None
Function: ADFSDM contains the system-dependent information for MVS.

Data Area Map

Offsets					
Dec	Hex	Type	Len	Name (Dim)	Description
0	(0)	STRUCTURE	80	SDMBLOCK	AREA FOR IN-CORE STREAM
0	(0)	UNSIGNED	4	SDMLLNC	NUMBER OF LINES IN THE STREAM

Comments

IDB POINTERS

End of Comments

4	(4)	ADDRESS	4	SDMBEGL	ADDRESS OF FIRST IDB
8	(8)	ADDRESS	4	SDMMAXL	ADDRESS OF LAST IDB
12	(C)	ADDRESS	4	SDMOLDL	ADDRESS OF OLDEST IDB
16	(10)	ADDRESS	4	SDMCURL	ADDRESS OF NEWEST IDB

Comments

STREAM ADDRESS POINTERS IN RBA FORMAT

End of Comments

20	(14)	SIGNED	4	SDMBEGA	LOWEST RBA ALLOWED
24	(18)	SIGNED	4	SDMMAXA	HIGHEST RBA ALLOWED
28	(1C)	SIGNED	4	SDMOLDA	OLDEST RBA ADDRESS
32	(20)	SIGNED	4	SDMCURA	NEXT AVAIL RBA ADDRESS
36	(24)	ADDRESS	4	SDMBASE	BASE ADDRESS OF DATA

Comments

FLAGS

End of Comments

40	(28)	BITSTRING	4	SDMFLAGS	FLAGS FOR STREAM
		1...		SDMEMPTY	1 = THE STREAM IS EMPTY
40	(28)	BITSTRING	3	*	RESERVED BITS
44	(2C)	SIGNED	2	SDMMOD	NUMBER OF LLNS / IDB
46	(2E)	SIGNED	2	*	RESERVED
48	(30)	CHARACTER	32	*	RESERVED
80	(50)	CHARACTER		SDMEND	

ADFSDM

Cross Reference

Name	Hex Offset	Hex Value	Level
SDMBASE	24		2
SDMBEGA	14		2
SDMBEGL	4		2
SDMBLOCK	0		1
SDMCURA	20		2
SDMCURL	10		2
SDMEMPTY	28	80	3
SDMEND	50		2
SDMFLAGS	28		2
SDMLLNC	0		2
SDMMAXA	18		2
SDMMAXL	8		2
SDMMOD	2C		2
SDMOLDA	1C		2
SDMOLDL	C		2

ADFSTCK

Common Name: Session Manager Program Stack Block
Macro ID: ADFSTCK
DSECT Name: STCKBLOK
Owning Component: TSO/E Session Manager (28505)
Eye-Catcher ID: None
Offset: N/A
Subpool and Key: Subpool 230 and Key 1
Size: 20 bytes
Created by: ADFMDF0A
Pointed to by: RDFBLOCK
Serialization: None
Function: The program stack block indexes the program stack area, which is available to Session Manager routines for save areas, dynamic storage, and so forth.

Data Area Map

Offsets					
Dec	Hex	Type	Len	Name (Dim)	Description
0	(0)	STRUCTURE	20	STCKBLOK	PROGRAM STACK BLOCK
0	(0)	ADDRESS	4	STCKCURA	LAST ASSIGNED ADDRESS
4	(4)	ADDRESS	4	STCKBLAD	START OF THIS BLOCK
8	(8)	ADDRESS	4	STCKBLEN	LENGTH OF BLOCK
12	(C)	ADDRESS	4	STCKUSED	TOTAL BYTES USED
16	(10)	ADDRESS	4	STCKMAXU	LARGEST EVER USED

ADFSTP

Common Name: Session Manager Stacked PF Key Block
Macro ID: ADFSTP
DSECT Name: STPBLOCK
Owning Component: TSO/E Session Manager (28505)
Eye-Catcher ID: None
Offset: N/A
Subpool and Key: Subpool 230 and Key 1
Size: Variable, depending on the size of the text area.
Created by: ADFICSAV
Pointed to by: DDBSTCKP
Serialization: None
Function: The stacked PF key block describes the saved PF key definitions.

Data Area Map

Offsets					
Dec	Hex	Type	Len	Name (Dim)	Description
0	(0)	STRUCTURE	*	STPBLOCK	STACKED PFK BLOCKS
0	(0)	ADDRESS	4	STFPTR	POINTER TO NEXT OLDEST STPBLOCK
4	(4)	ADDRESS	4	STBPTR	POINTER TO NEXT YOUNGEST STPBLOCK
8	(8)	UNSIGNED	4	STPVSZ	SIZE OF VARIABLE AREA
12	(C)	ADDRESS	4	STPVFKS (24)	POINTERS TO THE DEFINITIONS
108	(6C)	CHARACTER	*	STPVARBL	START OF TEXT AREA

ADFSTS

Common Name: Session Manager Stacked Screen Entry
Macro ID: ADFSTS
DSECT Name: STSBLOCK
Owning Component: TSO/E Session Manager (28505)
Eye-Catcher ID: None
Offset: N/A
Subpool and Key: Subpool 230 and Key 1
Size: Variable, depending on the number of windows
Created by: ADFICSAV
Pointed to by: DDBSTCKS
Serialization: None
Function: ADFSTS serves as a Session Manager control block. It contains window information.

Data Area Map

Offsets					
Dec	Hex	Type	Len	Name (Dim)	Description
0	(0)	STRUCTURE	*	STSBLOCK	STACKED SCREEN ENTRY
0	(0)	ADDRESS	4	STSPTR	POINTER TO NEXT OLDEST STSBLOCK
4	(4)	ADDRESS	4	STSBPTR	POINTER TO NEXT YOUNGEST STSBLOCK
8	(8)	ADDRESS	4	STSSTCKW	WINDOW STACK ANCHOR
12	(C)	CHARACTER	8	STSDFLD	NAME OF DEFAULT WINDOW
20	(14)	UNSIGNED	2	STSCNTL	SAVE DDBCNTIM
22	(16)	UNSIGNED	2	STSWAIT	SAVE DDBWTIME
24	(18)	UNSIGNED	1	STSWNCNT	SAVED WINDOW COUNT
25	(19)	UNSIGNED	1	STSWINC	WINDOW NUMBER FOR CURSOR
26	(1A)	UNSIGNED	1	STSFIXCR (2)	ROW AND COLUMN FOR CURSOR
28	(1C)	BITSTRING	1	STSFILGS	FLAGS
		1...		STSNOTFY	SAVE DDBNOTFY
		.111 1111		*	RESERVED
29	(1D)	UNSIGNED	1	STSWINCT	WINDOW NUMBER FOR TEMPORARY CURSOR
30	(1E)	UNSIGNED	1	STSTMPCR (2)	ROW AND COLUMN FOR TEMPORARY CURSOR
32	(20)	CHARACTER	14	STSVARBL (*)	VARIABLE SECTION
32	(20)	CHARACTER	8	STSWNNM	WINDOW NAME
40	(28)	UNSIGNED	1	STSSROW	START ROW OF WINDOW
41	(29)	UNSIGNED	1	STSSCOL	START COLUMN OF WINDOW
42	(2A)	SIGNED	2	STSLINES	NUMBER OF LINES IN WINDOW
44	(2C)	SIGNED	2	STSWDTH	DATA WIDTH OF WINDOW TSOE R2-PLS3 ARRAY ER

Cross Reference

Name	Hex Offset	Hex Value	Level	Name	Hex Offset	Hex Value	Level
STSBLOCK	0		1	STSWDTH	2C		3
STSBPTR	4		2	STSWINC	19		2
STSCNTL	14		2	STSWINCT	1D		2
STSDFLD	C		2	STSWNCNT	18		2
STSFIXCR	1A		2	STSWNNM	20		3
STSFILGS	1C		2				
STSPTR	0		2				
STSLINES	2A		3				
STSNOTFY	1C	80	3				
STSSCOL	29		3				
STSSROW	28		3				
STSSTCKW	8		2				
STSTMPCR	1E		2				
STSVARBL	20		2				
STSWAIT	16		2				

ADFSTW

Common Name: Session Manager Stacked Window Block
Macro ID: ADFSTW
DSECT Name: STWBLOCK
Owning Component: TSO/E Session Manager (28505)
Eye-Catcher ID: None
Offset: N/A
Subpool and Key: Subpool 230 and key 1
Size: 44 bytes
Created by: ADFICSAV
Pointed to by: N/A
Serialization: None
Function: This block stores selected fields from the window block on the window stack.

Data Area Map

Offsets					
Dec	Hex	Type	Len	Name (Dim)	Description
0	(0)	STRUCTURE	44	STWBLOCK	STACKED WINDOW BLOCKS
0	(0)	ADDRESS	4	STWFPTR	POINTER TO NEXT OLDEST STWBLOCK
4	(4)	ADDRESS	4	STWBPTR	POINTER TO NEXT YOUNGEST STWBLOCK
8	(8)	SIGNED	2	STWLBASE	SAVE WINLBASE
10	(A)	CHARACTER	8	STWNAME	STREAM FOR INPUT
18	(12)	CHARACTER	8	STWMNAME	STREAM BEING MONITORED
26	(1A)	UNSIGNED	1	STWFLAGS	FLAG BYTE
		1...		STWINPA	SAVE WININPA
		.1..		STWALRM	SAVE WINALRM
		..1.		STWKCUR	SAVE WINKCUR
		...1		STWINDRK	SAVE WININDRK
	 1..		STWINBRI	SAVE WININBRI
	1..		STWPROT	SAVE WINPROT
	11		*	RESERVED
27	(1B)	CHARACTER	1	STWMODE	SAVE WINMODE
28	(1C)	UNSIGNED	1	STWREPT	SAVE WINREPT
29	(1D)	CHARACTER	1	STWHOLD	SAVE WINHOLD
30	(1E)	CHARACTER	2	STWAVL1	RESERVED
32	(20)	UNSIGNED	4	STWCURN	SAVE WINCURN
36	(24)	UNSIGNED	4	STWPOSN	SAVE WINFRMN
40	(28)	UNSIGNED	4	STWITIME	SAVE WINITIME

Cross Reference

Name	Hex Offset	Hex Value	Level	Name	Hex Offset	Hex Value	Level
STWALRM	1A	40	3	STWNAME	A		2
STWAVL1	1E		2	STWPOSN	24		2
STWBLOCK	0		1	STWPROT	1A	04	3
STWBPTR	4		2	STWREPT	1C		2
STWCURN	20		2				
STWFLAGS	1A		2				
STWFPTR	0		2				
STWHOLD	1D		2				
STWINBRI	1A	08	3				
STWINDRK	1A	10	3				
STWINPA	1A	80	3				
STWITIME	28		2				
STWKCUR	1A	20	3				
STWLBASE	8		2				
STWMNAME	12		2				
STWMODE	1B		2				

ADFWIN

Common Name: Session Manager Current Window Descriptor Block
Macro ID: ADFWIN
DSECT Name: WINBLOCK
Owning Component: TSO/E Session Manager (28505)
Eye-Catcher ID: None
Offset: N/A
Subpool and Key: Subpool 230 and key 1
Size: Variable, depending on the number of lines.
Created by: ADFICWIN
Pointed to by: DDBWNPT field in DDBBLOCK
Serialization: None
Function: Describes one window on the display screen.

Data Area Map

Offsets					
Dec	Hex	Type	Len	Name (Dim)	Description
0	(0)	STRUCTURE	*	WINBLOCK	WINDOW ENTRY
0	(0)	CHARACTER	8	WINNAME	NAME OF STREAM FOR INPUT
8	(8)	SIGNED	2	WINLINES	NUMBER OF LINES IN WINDOW
10	(A)	SIGNED	2	WINWIDTH	DATA WIDTH OF WINDOW
12	(C)	CHARACTER	1	WINSROW	START ROW OF WINDOW
13	(D)	CHARACTER	1	WINSCOL	START COLUMN OF WINDOW
14	(E)	CHARACTER	2	*	RESERVED
16	(10)	CHARACTER	4	*	
16	(10)	CHARACTER	1	WINHOLD	HOLD MODE
17	(11)	CHARACTER	1	WINDMODE	DISPLAY MODE
18	(12)	UNSIGNED	1	WINREPT	LINES TO REPEAT ON NEXT FRAME
19	(13)	CHARACTER	1	*	RESERVED
20	(14)	CHARACTER	2	WINFLAGS	VARIOUS FLAGS
		1...		WININPA	ONE IF NEW LINES WANTED
		.1..		WINFRM	FRAME TO WINFRMN
		..1.		WINREQIO	WINDOW REQUIRES I/O
		...1		WINALRM	SOUND ALARM WHEN CHANGED
	 1..		WININPT	AT LEAST ONE LINE OF INPUT
	1..		WINKCUR	KEEP CURSOR INFO IN STREAM
	1.		WINCHG	SET WHEN CNTL INFO CHANGES
	1		WININDRK	MAKE INPUT INVISIBLE
		1...		WININBRI	MAKE INPUT HIGHLIGHTED
		.1..		WINPROT	WINDOW IS PROTECTED
		..11 1111		*	RESERVED
22	(16)	SIGNED	2	WINLBASE	HORIZONTAL LINE BASE
24	(18)	ADDRESS	4	WINSWB	POINTS TO SWBLOCK
28	(1C)	ADDRESS	4	WINSDB	POINTER TO SDB
32	(20)	UNSIGNED	4	WINCURN	HIGHEST LLN SEEN IN STREAM
36	(24)	UNSIGNED	4	WINFRMN	LLN POSTION REQUEST
40	(28)	UNSIGNED	4	WINTLLN	LLN AT TOP OF WINDOW
44	(2C)	UNSIGNED	4	WINBLLN	LLN AT BOTTOM OF WINDOW
48	(30)	UNSIGNED	4	WINITIME	TIME BETWEEN WINDOW WRITES
52	(34)	UNSIGNED	4	WINFTIME	TIME WINDOW WAS FILLED
56	(38)	ADDRESS	4	WINCPOSN	COPY OF SDBPOSN LAST TIME
60	(3C)	CHARACTER	16	WINLENT (*)	LINE ENTRY-ONE PER LINE
60	(3C)	SIGNED	2	WINLLEN	LENGTH OF LINE
62	(3E)	SIGNED	2	WININLEN	LENGTH OF INPUT LINE
64	(40)	CHARACTER	2	WINSBA	SAVED HARDWARE ADDRESS
66	(42)	BITSTRING	1	WINLFLGS	FLAGS FOR THIS LINE
		1...		WINLCHG	THIS LINE HAS CHANGED
		.1..		WININLIN	WININADD AND WININLEN ARE GOOD
67	(43)	UNSIGNED	1	WINLCNTL	LINE CONTROL FIELD
		1...		WINBRGHT	MAKE LINE BRIGHT

ADFWIN

Offsets		Type	Len	Name (Dim)	Description
Dec	Hex				
		.1..		WINDARK	MAKE LINE NOT DISPLAY
68	(44)	ADDRESS	4	WININADD	POINTER TO INPUT DATA
72	(48)	ADDRESS	4	WINADAT	POINTER TO DATA

Cross Reference

Name	Hex Offset	Hex Value	Level
WINADAT	48		3
WINALRM	14	10	3
WINBLLN	2C		2
WINBLOCK	0		1
WINBRGHT	43	80	4
WINCHG	14	02	3
WINCPOSN	38		2
WINCURN	20		2
WINDARK	43	40	4
WINDMODE	11		3
WINFLAGS	14		2
WINFRM	14	40	3
WINFRMN	24		2
WINFTIME	34		2
WINHOLD	10		3
WININADD	44		3
WININBRI	15	80	3
WININDRK	14	01	3
WININLEN	3E		3
WININLIN	42	40	4
WININPA	14	80	3
WININPT	14	08	3
WINITIME	30		2
WINKCUR	14	04	3
WINLBASE	16		2
WINLCHG	42	80	4
WINLCNTL	43		3
WINLENT	3C		2
WINLFLGS	42		3
WINLINES	8		2
WINLLEN	3C		3
WINLSBA	40		3
WINNAME	0		2
WINPROT	15	40	3
WINREPT	12		3
WINREQIO	14	20	3
WINSCOL	D		2
WINSDB	1C		2
WINSROW	C		2
WINSWB	18		2
WINTLLN	28		2
WINWDTH	A		2

BCDIR

Common Name: TSO/E Broadcast Notices Directory Record
Macro ID: IKJZT302
DSECT Name: BCDIR
Owning Component: TSO/E Scheduler (28502)
Eye-Catcher ID: None
Offset: N/A
Subpool and Key: Subpool 0 and key 8
Size: 129 bytes
Created by: TSO/E commands accessing the broadcast data set
Pointed to by: N/A
Serialization: None
Function: Provides a mapping of the fields in the notices directory of the broadcast data set.

Data Area Map

Offsets		Type	Len	Name (Dim)	Description
Dec	Hex				
		...1 1..1		BCDNENT	"25" NUMBER OF ENTRIES
0	(0)	CHARACTER	5	BCDENTRY (0)	- ENTRY FOR 1 BROADCAST MSG NO.
0	(0)	BITSTRING	1	BCDMFLG (0)	- BROADCAST DIRECTORY MSG. FLAG:
		1...		BCDNOMSG	"BIT0" '1' = NO NOTICES MSG ASSIGNED TO THIS MSG NUMBER '0' = NOTICES MSG FOR THIS NUMBER IS ASSIGNED
0	(0)	SIGNED	2	BCDMSGNO	- BROADCAST NOTICES MSG NO. IN HEX
2	(2)	ADDRESS	3	BCDMRBA	- RELATIVE BLOCK ADDR OF NOTICE MSG RCD
5	(5)	CHARACTER	5		- RESERVE SPACE FOR 24 MORE ENTRIES
			(24)		IDENTICAL IN FORMAT TO 'BCDNENT'
125	(7D)	CHARACTER	1	BCDREND	- END-OF-RECORD INDICATOR = X'7F'
126	(7E)	ADDRESS	3	BCDNEXT	- CHAIN PTR TO NEXT NOTICE DIRECTORY RCD (ZERO IF LAST)

Cross Reference

Name	Hex Offset	Hex Value	Level
BCDENTRY	0		2
BCDMFLG	0		2
BCDMRBA	2		2
BCDMSGNO	0		2
BCDNENT	0	19	2
BCDNEXT	7E		2
BCDNOMSG	0	80	2
BCDREND	7D		2

BCMSG

Common Name: TSO/E Broadcast Notices Message Record
Macro ID: IKJZT303
DSECT Name: BCMSG
Owning Component: TSO/E Scheduler (28502)
Eye-Catcher ID: None
Offset: N/A
Subpool and Key: Subpool 0 and key 8
Size: 129 bytes
Created by: TSO/E commands accessing the broadcast data set
Pointed to by: N/A
Serialization: None
Function: Provides a mapping of the fields in the notices message records of the broadcast data set.

Data Area Map

Offsets					
Dec	Hex	Type	Len	Name (Dim)	Description
0	(0)	SIGNED	1	BCMLNG	- LENGTH OF BROADCAST NOTICES MSG TEXT
1	(1)	CHARACTER	125	BCMTEXT	- MESSAGE TEXT (PADDED WITH BLANKS)
126	(7E)	BITSTRING	3		- RESERVED

BRKELEM

Common Name: TSO/E Break Element
Macro ID: BRKELEM
DSECT Name: BRK, BRKELEM
Owning Component: TSO/E TEST (28503)
Eye-Catcher ID: BRKELEM
Offset: Offset 0 and length 8
Subpool and Key: Subpool 1 and key 8
Size: BRK - 8 bytes
 BRKELEM - 48 bytes
Created by: IKJEGAT
Pointed to by: BREAKTAB field of the TCOMTAB data area
Serialization: None
Function: Contains information about the break points set up in a program.

Data Area Map

Offsets		Type	Len	Name (Dim)	Description
Dec	Hex				
0	(0)	STRUCTURE	40	BRKELEM	

Comments

MAPPING DSECT FOR BREAK ELEMENTS AND ASSOCIATED FLAGS.

End of Comments

0	(0)	ADDRESS	4	BRKLINK	POINTER TO NEXT BREAK ELEMENT.
4	(4)	ADDRESS	4	BRKADDR	PROBLEM PROGRAM INSTRUCTION ADDRESS.
8	(8)	CHARACTER	8	BRKINST	ORIGINAL INSTRUCTION AND 2 BYTE SVC
16	(10)	BITSTRING	1	BRKFLGS	ONE BYTE FOR FLAGS.
		1... ..		BALSW	BAL, BALR, BAS, BASR, BSM OR BASSM IN ORIGINAL INSTRUCTION
		.1..		BRKRANGE	THIS BREAK ELEMENT IS ONE OF A RANGE.
		..1.		BRKLIST	THIS BREAK ELEMENT IS ONE OF A LIST
		...1		BRKNOT	USER IS NOT TO BE NOTIFIED IF THIS BREAKPOINT IS ENCOUNTERED.
	 1111		*	RESERVED
17	(11)	BITSTRING	1	*	RESERVED.
18	(12)	UNSIGNED	2	BRKDISP	DISPLACEMENT FROM FIRST ADDRESS OF A RANGE.
20	(14)	ADDRESS	4	BRKNAME	POINTER TO THE ADDRESS STRING.
24	(18)	ADDRESS	4	BRKCHAIN	POINTER TO THE SUB-COMMAND CHAIN.
28	(1C)	SIGNED	4	BRKCOUNT	COUNT INFORMATION.
32	(20)	ADDRESS	4	BRKRB	POINTER TO PROB PROG RB.
36	(24)	ADDRESS	4	*	RESERVED WORD.

Offsets		Type	Len	Name (Dim)	Description
Dec	Hex				
0	(0)	STRUCTURE	48	BRK	NAME FOR ENTIRE BREAK ELEMENT
0	(0)	CHARACTER	8	BRKPREF	BREAK ELEMENT PREFIX
0	(0)	CHARACTER	8	BRKID	ID: 'BRKELEM'
8	(8)	CHARACTER	40	*	BREAK ELEMENT PROPER

BRKELEM

Cross Reference

Name	Hex Offset	Hex Value	Level
BALSW	10	80	3
BRK	0		1
BRKADDR	4		2
BRKCHAIN	18		2
BRKCOUNT	1C		2
BRKDISP	12		2
BRKELEM	0		1
BRKFLGS	10		2
BRKID	0		3
BRKINST	8		2
BRKLINK	0		2
BRKLIST	10	20	3
BRKNAME	14		2
BRKNONOT	10	10	3
BRKPREF	0		2
BRKRANGE	10	40	3
BRKRB	20		2

CA

PROGRAMMING INTERFACE INFORMATION

CA

Only the following fields are part of the programming interface:

- CAPTECT
- CAPTIBFR
- CAPTTMP
- CAPTUPT

End of PROGRAMMING INTERFACE INFORMATION

CA

Common Name: Edit Command Processor Communication Area
Macro ID: IKJEBECA
DSECT Name: IKJEBECA, IKJEBECX
Owning Component: TSO/E EDIT (28501)
Eye-Catcher ID: None
Offset: N/A
Subpool and Key: Subpool 1 and key 8
Size: IKJEBECA - 3992 bytes
 IKJEBECX - 8 bytes
Created by: IKJEBEIN (alias E, EDIT)
Pointed to by: Registers of the TSO/E EDIT modules, generally register 9
Serialization: None
Function: Contains fields used by all TSO/E EDIT modules, including work areas, parameter lists, data set attributes, control information, and save areas.

Data Area Map

Offsets					
Dec	Hex	Type	Len	Name (Dim)	Description
0	(0)	STRUCTURE	3992	IKJEBECA	COMMUNICATION AREA
0	(0)	ADDRESS	4	CAPTTMP	ADDRESS OF TMP PARAMETER LIST
4	(4)	SIGNED	4	*	RESERVED
8	(8)	ADDRESS	4	CAPTAE	ADDRESS OF IKJEBAE
12	(C)	ADDRESS	4	CAPTAT	ADDRESS OF IKJEBAE
16	(10)	ADDRESS	4	CAPTLE	ADDRESS OF IKJEBAE
20	(14)	ADDRESS	4	CAPTMS	ADDRESS OF IKJEBEMS
24	(18)	ADDRESS	4	CAPTUT	ADDRESS OF IKJEBEUT
28	(1C)	ADDRESS	4	CAPTMSGM	ADDRESS OF MESSAGE MODULE PRESENTLY IN STORAGE
32	(20)	ADDRESS	4	CAPTRTRY	ADDRESS OF STAE RETRY ROUTINE
36	(24)	ADDRESS	4	CAPTPRSD	ADDRESS OF IKJPARS PDL
36	(24)	ADDRESS	1	CAPRSPDL	INDICATOR BYTE
		1...		CAFREEDL	1 - PDL DOES NOT EXIST 0 - PDL REQUIRES FREEMAIN
40	(28)	ADDRESS	4	CAPTIBFR	ADDRESS OF INPUT BUFFER
		1...		CAOPERND	1 - OPERANDS PRESENT 0 - NO OPERANDS
44	(2C)	ADDRESS	4	CAPTSCMD	ADDRESS OF SUBCOMMAND LAST ENTERED
48	(30)	SIGNED	2	CASCMDLN	LENGTH OF SUBCOMMAND NAME LAST ENTERED
50	(32)	SIGNED	2	*	RESERVED
52	(34)	ADDRESS	4	CAPTCDCB	ADDRESS OF CURRENT UTILITY DCB
56	(38)	ADDRESS	4	CAPTDCB	ADDRESS OF NEW UTILITY DCB
60	(3C)	SIGNED	4	CAUTILNO	NUMBER OF RECORDS IN UTILITY DATA SET

CA

Offsets					
Dec	Hex	Type	Len	Name (Dim)	Description
64	(40)	ADDRESS	4	CAPTCORE	ADDRESS OF GETMAIN AREA
68	(44)	SIGNED	4	CACORELN	LENGTH OF GETMAIN AREA
72	(48)	ADDRESS	4	CAPTCHK	ADDRESS OF SYNTAX CHECKER OR LANGUAGE PROCESSOR
76	(4C)	ADDRESS	4	CAPTNBFR	ADDRESS OF SUBCOMMAND BUFFER TO BE USED UPON COMPLETION OF CURRENT SUBCOMMAND
80	(50)	ADDRESS	4	CAPTICDS	ADDRESS OF INCORE DATA SET (SP78)
84	(54)	ADDRESS	4	CAPTICLN	ADDRESS OF INCORE DATA SET LENGTH FIELD
88	(58)	CHARACTER	24	*	RESERVED
112	(70)	ADDRESS	4	CAESDSPL	ADDRESS OF EDIT/SAVE DATASET FOR LINEDROP
116	(74)	SIGNED	2	CAMAXBLK	MAXIMUM BLKSIZE FOR EDITSAVE DATASET USED FOR LINEDROP
118	(76)	CHARACTER	2	*	RESERVED

Comments

THIS SECTION CONSISTS OF THE CONTROL FLAGS AND A BREAK DOWN OF THE BIT SWITCHES

End of Comments

120	(78)	SIGNED	4	CAATTN	ATTENTION ECB
		1...		*	WAIT BIT
		.1..		CAATTNIS	COMPLETE BIT
124	(7C)	CHARACTER	28	CACFLAG	CONTROL FLAGS
124	(7C)	CHARACTER	1	CACFLAG1	CONTROL FLAG 1
		1...		CALNTOVF	LINE TO BE VERIFIED, 1 - YES/ 0 - NO
		.1..		CAVRFYSW	VERIFY SWITCH, 1-ON/0-OFF
		..1.		CAPROMPT	PROMPT SWITCH, 1-ON/0-OFF
		...1		CASCANSW	SCAN SWITCH, 1-ON/0-OFF
	 1...		CAINITSC	SPECIAL CALL OF SCAN 1-YES/0-NO
	1..		CAENDSC	SCAN CALLED BY END, 1 - YES / 0 - NO
	1.		CACAPS	1 - 'CAPS' / 0 - 'ASIS'
	1		CANONUM	1-'NONUM'/0-'NUM'
125	(7D)	CHARACTER	1	CACFLAG2	CONTROL FLAG 2
		1...		CADSMODS	DATA SET MODIFIED, 1 - YES/ 0 - NO
		.1..		CARECFM	0 - VARIABLE/ 1 - FIXED
		..1.		CASCANON	1 - 'SCAN'/ 0 - 'NO SCAN'
		...1		CAMODMSG	0-MODE MSG NOT TO BE ISSUED 1-ISSUE EDIT MODE MSG
	 1...		CASEQCOL	SEQUENCE FIELD COLUMN NUMBERS ARE NON-STANDARD, 1-YES/0-NO
	111		*	RESERVED
126	(7E)	CHARACTER	1	CACFLAG3	CONTROL FLAG 3
126	(7E)	BITSTRING	1	CAIMFLG	FLAGS USED BY INPUT
		1...		CAIMPT	1 - PROMPT/ 0 - NO PROMPT
		.1..		CAIMINS	1-INPUT ENTERED FROM INSERT 0-NOT ENTERED FROM INSERT
		..1.		CAIMSC	INPUT ENTERED FROM CARRIAGE RETURN, 1-YES/0-NO
		...1		CAIMIR	1 - I-FORM/ 0 - R-FORM
	 1...		CAIMCIN	1-INCREMENT SPECIFIED 0-NO INCREMENT SPECIFIED
	1..		CAIMSFT	1-INPUT WILL PROMPT 0-TCAM WILL PROMPT
	1.		CAIMINPT	1-INPUT HAS WRITTEN YA00040 LINES, 0 - NO YA00040
	1		CAIMMPT	1- PROMPT MEMBERS = ZA28223 DURING EDIT SAVE
127	(7F)	CHARACTER	1	CACFLAG4	CONTROL FLAG 4
		1...		CAFINDIS	1-FIND ISSUED 0-FIND NOT ISSUED
		.1..		CAPTGTBF	1-FREE BUFFER AT EXIT FROM SUBCOMMAND/0-DO NOT FREE

Offsets		Type	Len	Name (Dim)	Description
Dec	Hex				
		..1.		CATPUTVF	1-PRINT VERIFY LINE 0-DO NOT PRINT VERIFY LINE
		...1		CAABEND	1-ABEND IN PROCESS 0-ABEND NOT IN PROCESS
	 1...		CASCRC20	1-SYNTAX CHECKER RECOVERY IN PROCESS/0-NOT IN PROCESS
	1..		CAINPROC	EDIT BEING EXECUTED FROM AN IN CORE PROCEDURE,1-YES/0-NO
	1.		CARECURS	1-RECURSIVE ABEND 0-NO RECUR. ABEND
	1		CADSUSED	DATASET NAME TO BE USED 0-USE &EDIT 1-USE &EDIT2
128	(80)	CHARACTER	1	CACFLAG5	CONTROL FLAG 5
		1...		CAEDLNDP	LINEDROP RECOVERY INDICATOR 1-LINEDROP HAS OCCURRED 0-NOT LINEDROP
		.1..		CAEDITAR	EDIT AUTOMATIC RECOVERY INDICATOR 0-AUTO REC NOT IN PROGRESS 1- AUTO REC IS IN PROGRESS
		..1.		CATEMPWF	WORKFILE TYPE TO BE USED BY EDIT-THROUGHOUT THIS SESSION 0-TEMPORARY WORKFILES USED 1-PERMANENT WORKFILES USED
		...1 1111		*	BITS 4-7 RESERVED
129	(81)	CHARACTER	1	CACFLAG6	CONTROL FLAG 6
		1...		CAFREE	GOFORT STATEMENT FORMAT 1 - FREE / 0 - FIXED
		.1..		CACHAR48	PLI 48 CHARACTER SET 1-YES / 0-NO
		..1.		CACHAR60	PLI 60 CHARACTER SET 1-YES / 0-NO
		...1 1111		*	RESERVED
130	(82)	CHARACTER	1	CAPLILFM	PLI LEFT SOURCE MARGIN
131	(83)	CHARACTER	1	CAPLIRTM	PLI RIGHT SOURCE MARGIN
132	(84)	CHARACTER	20	*	RESERVED

Comments

THE FOLLOWING SECTION DEFINES ATTRIBUTES ASSOCIATED WITH THE TYPE OF DATA SET BEING EDITED.

NOTE -- FIELD NAMES 'CAPD' THROUGH 'CAPDEND' INDICATE THE POSITIONAL RELATIONSHIP OF PROCESSOR INFORMATION RETURNED BY THE PROCESSOR SEARCH ROUTINE(IKJEBEPS) THE FIELDS 'CAPD' THROUGH 'CAEXTNAM' MAINTAIN THE SAME RELATIONSHIP IN THE INITIALIZED COMMUNICATION AREA. INFORMATION DESCRIBED IN FIELDS 'CADATEXT' THROUGH 'CAPDEND' IS TRANSFERRED TO THE PROCESSOR EXTENSION AREA (IKJEBECX STRUCTURE) DURING EDIT INITIALIZATION. THE ADDRESS OF THIS AREA IS MAINTAINED IN THE FIELD 'CAPTPDXT'.

End of Comments

152	(98)	CHARACTER	74	CAPD	TABLE ENTRY FROM IKJEBEPD
152	(98)	CHARACTER	8	CADSTYPE	DATA SET TYPE KEYWORD
160	(A0)	CHARACTER	8	CADSQUAL	DATA SET NAME QUALIFIER
168	(A8)	SIGNED	2	CABLKS	DEFAULT BLOCK SIZE
170	(AA)	CHARACTER	1	CALINE	LINE NUMBER OFFSET
171	(AB)	CHARACTER	1	CALENGTH	LINE NUMBER LENGTH
172	(AC)	CHARACTER	12	CATABS	TABSETTING VALUES AND SWITCH
184	(B8)	CHARACTER	8	CASYNAME	SYNTAX CHECKER NAME
192	(C0)	CHARACTER	1	CADSCODE	DATA SET TYPE CODE

Offsets					
Dec	Hex	Type	Len	Name (Dim)	Description
193	(C1)	CHARACTER	1	CADSATTR	DATA SET ATTRIBUTES
		1...		CARUN	EXECUTABLE UNDER EDIT, 1 - YES/ 0 - NO
		.1..		CASCAN	SYNTAX CHECKING ALLOWED, 1 - YES/ 0 - NO
		..1.		CACAPSRQ	CAPS REQUIRED, 1 - YES/ 0 - NO
		...1		CACAPSDF	CAPS DEFAULT, 1-YES/0-ASIS
	 1...		CADSCONT	CONTINUATION REMAINS IN RECORD, 1-YES/0-NO
	1..		CALNNUM	DATA SET MUST BE LINE NUMBERED, 1 - YES/ 0 - NO
	1.		CALRECLX	LRECL DEFAULT REQUIRED 1-YES/0-NO
	1		*	RESERVED
194	(C2)	CHARACTER	1	CADSATR2	DATA SET ATTRIBUTES
		1...		CALINTAB	LINE NUMBER LENGTH IN TAB VALUE, 1-YES/0-NO
		.1..		CADSNDEF	DSTYPE IS DSNAME QUALIFIER DEFAULT 1-YES/0-NO
		..1.		CAOBJGEN	IS AN OBJECT DATASET GENERATED FOR THIS DSTYPE 1-YES/0-NO
		...1		CARUNDS	PROMPTER ACCEPTS INCORE SOURCE: 1 -YES/ 0 -NO
	 1...		CAINLIST	PROMPTER ACCEPTS INLIST SOURCE 1-YES/ 0-NO
	111		*	BITS 5-7 RESERVED
195	(C3)	CHARACTER	1	CARECFMD	RECORD FORMAT DEFAULT
196	(C4)	CHARACTER	2	CAFLRLDF	F FORMAT LRECL DEFAULT
198	(C6)	CHARACTER	2	CAFLRLMX	F FORMAT LRECL MAXIMUM
200	(C8)	CHARACTER	2	CAVLRLDF	V FORMAT LRECL DEFAULT
202	(CA)	CHARACTER	2	CAVLRLMX	V FORMAT LRECL MAXIMUM
204	(CC)	CHARACTER	2	CAULRLDF	U FORMAT LRECL DEFAULT
206	(CE)	CHARACTER	2	CAULRLMX	U FORMAT LRECL MAXIMUM
208	(D0)	CHARACTER	2	CACHKOPT	CHECKER OPT. BYTES
210	(D2)	CHARACTER	8	CAPRNAME	PROMPTER NAME
218	(DA)	CHARACTER	8	CAEXTNAM	USER EXIT NAME
226	(E2)	CHARACTER	8	CADATEXT	DATEXIT ROUTINE NAME
234	(EA)	CHARACTER	1	CAPDEND	END OF TABLE ENTRY
226	(E2)	CHARACTER	2	*	RESERVED
228	(E4)	ADDRESS	4	CAPTPDXT	ADDRESS OF TABLE EXTENSION AREA

Comments

OTHER DATA SET RELATED INFORMATION

End of Comments

232	(E8)	SIGNED	2	CALRECL	DATA LENGTH PLUS CONTROL WORD
234	(EA)	SIGNED	2	CABLK2	FINAL COPY BLKSIZE
236	(EC)	CHARACTER	1	CAEDFLAG	CONTROL FLAG FOR EDIT DATA SET
		1...		CAEDITDS	1 - EDIT DATA SET 0 - SAVE DATA SET
		.1..		CAEDFNCP	FINAL COPY TO BE PERFORMED 1-YES / 0-NO
		..1.		CAEDINCP	INITIAL COPY TO BE PERFORMED, 1-YES / 0-NO
		...1		CAEDDISP	1-DISP=OLD / 0-DISP=NEW
	 1...		CAEDMEM	MEMBER EXISTS, 1-YES/0-NO
	1..		CAEDDSOR	1-DSORG=PS/ 0-DSORG=PO
	1.		CAEDUNCG	0-CATLG/ 1-UNCATLG
	1		CAEDALOC	DATA SET ALLOCATED - 0-NO/ 1-YES
237	(ED)	CHARACTER	1	CAEDFLG2	FLAG 2 - EDIT DATA SET ATTRIBUTES
		1...		CAEDPRTC	DATA SET CONTAINS CONTROL CHARS 1 - YES/ 0 - NO
		.1..		CAEDMODE	EDIT MODE INDICATOR 0-EDIT MODE 1-INPUT MODE
		..1.		CAEDRCVR	EDIT RECOVERY INDICATOR 0-RECOVERY NOT REQUESTED 1-RECOVERY REQUEST

Offsets		Type	Len	Name (Dim)	Description
Dec	Hex				
		...1		CACALLRC	INDICATES IF IKJEBERC IS TO BE CALLED TO VERIFY UTILITY DATASETS 0-DO NOT CALL IKJEBERC 1-CALL IKJEBERC
	 1...		CAUTL1AL	EDITUTL1 ALLOC INDICATOR 0-EDIT ALLOCATED IT 1-USER ALLOCATED IT
	1..		CAUTL2AL	EDITUTL2 ALLOCATION INDICATOR 0-EDIT ALLOCATED IT 1-USER ALLOCATED IT
	1.		CAUTLWHO	INDICATES WHO ALLOCATED THE NEXT UTILITY DSN TO BE USED. 0-EDIT ALLOCATED IT 1-USER ALLOCATED IT
	1		CAEDNORC	EDIT NORECOVERY INDICATOR 0- NORECOVERY NOT SPECIFIED 1- NORECOVERY IS SPECIFIED
238	(EE)	SIGNED	2	CAEDDSNL	LENGTH OF EDIT DSNAME
240	(F0)	CHARACTER	44	CAEDDSN	DSNAME OF EDIT DATA SET
284	(11C)	CHARACTER	8	CAEDMEMB	MEMBER OF EDIT DATA SET
292	(124)	CHARACTER	8	CAEDDDN	DDNAME FOR EDIT DATA SET
300	(12C)	CHARACTER	8	CAEDPSWD	PASSWORD FOR EDIT DATA SET
308	(134)	SIGNED	4	CAEDTSIZ	NUMBER OF RECORDS IN UTILITY DATA SET
312	(138)	SIGNED	4	CADSNPTR	POINTER TO NEXT INSERTION RECORD
316	(13C)	SIGNED	2	CADSNLEN	LENGTH OF THIS INSERTION
318	(13E)	SIGNED	2	CADSNOFF	OFFSET IN MESSAGE TO INSERTION
320	(140)	CHARACTER	56	CADSNREC	EDIT DATA SET NAME INSERTION
376	(178)	CHARACTER	1	CASAFLAG	CONTROL FLAG FOR EDIT DATA SET
		1...		CASAVEDS	1 - EDIT DATA SET 0 - SAVE DATA SET
		.1...		CASAFNCP	FINAL COPY TO BE PERFORMED 1-YES / 0-NO
		..1.		CASAINCP	INITIAL COPY TO BE PERFORMED, 1-YES / 0-NO
		...1		CASADISP	1-DISP=OLD/ 0-DISP=NEW
	 1...		CASAMEM	1 - MEMBER EXISTS 0 - MEMBER DOES NOT EXIST
	1..		CASADSOR	0-DSORG=PS/1-DSORG=PO
	1.		CASAUNCG	0-CATLG/1-UNCATLG
	1		CASAALOC	DATA SET ALLOCATED - 0-NO/ 1-YES
377	(179)	CHARACTER	1	CASAFLG2	FLAG 2 - SAVE DATA SET ATTRIBUTES
		1...		CASANCTG	DISP OF NEW,CATLG IS REQUIRED 1-Y/0-N
		.1...		CASADQTY	SPACE ALLOCATION TO BE DOUBLED 1-Y/0-N
378	(17A)	SIGNED	2	CASADSNL	LENGTH OF SAVE DATA SET
380	(17C)	CHARACTER	44	CASADSN	SAVE DATA SET NAME
424	(1A8)	CHARACTER	8	CASAMEMB	MEMBER NAME FOR EDIT DATA SET
432	(1B0)	CHARACTER	8	CASADDN	SAVE DATA SET DDNAME
440	(1B8)	CHARACTER	8	CASAPSWD	PASSWORD FOR SAVE DATA SET
448	(1C0)	SIGNED	4	CASTNUM	STARTING LINE NUMBER
452	(1C4)	SIGNED	4	CANXTREC	NEXT RECORD KEY FOR INPUT MODE
456	(1C8)	SIGNED	4	CACURNUM	CURRENT LINE NUMBER, ''
460	(1CC)	SIGNED	4	CAINCRE	LINE NUMBER INCREMENT
464	(1D0)	SIGNED	4	CAIMLLNO	LAST LINE NUMBER USED IN INPUT MODE
468	(1D4)	SIGNED	4	CAIMLINC	LAST INCREMENT USED IN INPUT MODE
472	(1D8)	ADDRESS	4	*	RESERVED
476	(1DC)	SIGNED	4	CAINSAVE	LAST LINE NUMBER IN INPUT MODE WHEN INSERT USED
480	(1E0)	SIGNED	4	CARECNO	NO. OF ADDITIONAL RECORDS TO BE ADDED TO THE UTILITY DS SIZE
484	(1E4)	SIGNED	4	CAUTSAVE	SAVE AREA FOR LINE NO
488	(1E8)	CHARACTER	4	*	RESERVED
492	(1EC)	CHARACTER	1	*	BIT SWITCH FOR FIND
		1...		CAFILINO	LINE ZERO FOUND
		.111 1111		*	RESERVED
493	(1ED)	CHARACTER	3	*	RESERVED

Comments

SYNTAX CHECKER INTERFACE AND PARAMETER LIST

End of Comments

Offsets					
Dec	Hex	Type	Len	Name (Dim)	Description
496	(1F0)	CHARACTER	12	CASYNLST	SYNTAX CHECKER PARAMETER LIST
496	(1F0)	ADDRESS	4	CASYNBFR	ADDRESS OF FIRST BUFFER IN CHAIN
500	(1F4)	ADDRESS	4	CASYNPWA	ADDRESS OF WORK AREA
504	(1F8)	ADDRESS	4	CASYNPTO	ADDRESS OF OPTION WORD
508	(1FC)	CHARACTER	16	CASYNWA	CHECKER WORK AREA
508	(1FC)	CHARACTER	1	CASYNECD	SYNTAX CHECKER ENTRY CODE
509	(1FD)	ADDRESS	3	CASYNWAP	ADDRESS OF CHECK WORK AREA
512	(200)	ADDRESS	4	CASYNMS1	ADDRESS OF FIRST ERROR MSG
516	(204)	ADDRESS	4	CASYNMS2	ADDRESS OF SECOND AND CHAINED MESSAGES
520	(208)	SIGNED	4	CASYNTEM	TEMPORARY STORAGE FOR CHECKER
524	(20C)	SIGNED	4	CASYNOPT	OPTION WORD
524	(20C)	CHARACTER	1	CASYNCD1	OPTION WORD CODE 1
525	(20D)	CHARACTER	1	CASYNCD2	OPTION WORD CODE 2
526	(20E)	CHARACTER	1	CASYNRCL	RECORD LENGTH FOR FIXED RECORDS(ZERO IF VARIABLE)
527	(20F)	CHARACTER	1	CASYNLST	BIT SWITCHES
		1...		*	RESERVED
		.1..		CASYNLN	1 - LINE NUMBERED 0 - NOT LINE NUMBERED
		..1.		*	RESERVED
		...1		CASYNIS	0 - DIAGNOSE INCOMPLETE STATEMENTS / 1 - DO NOT DIAGNOSE INCOMPLETE STATEMENTS
	 1...		CASYNRFM	1 - VARIABLE RECORD FORMAT 0 - FIXED RECORD FROMAT
	1..		CASYNMF	0 - STANDARD/ 1 - FREE FORM
	1.		CASYNML	0 - LMSG/ 1 - SMSG
	1		CASYNMSC	0 - 'SCAN'/ 1 - 'NOSCAN'

Comments

PARAMETER LIST FOR TMP SERVICE ROUTINES, WORK AREAS, SAVE
AREAS, AND BUFFER POOLS

End of Comments

528	(210)	CHARACTER	28	CATMPLST	TMP SERVICE ROUTINE PARAMETER LIST
528	(210)	ADDRESS	4	CAPTUPT	ADDRESS OF UPT
532	(214)	ADDRESS	4	CAPTECT	ADDRESS OF ECT
536	(218)	ADDRESS	4	CAPTECB	ADDRESS OF ECB
540	(21C)	CHARACTER	16	CASRPLST	TMP SR PARAMETER LIST
556	(22C)	CHARACTER	20	CASTAXPL	STAX PARAMETER LIST
576	(240)	CHARACTER	20	CASTAEPL	STAE PARAMETER LIST
596	(254)	CHARACTER	32	CAMAWKA	MAIN CONTROLLER WORK AREA
596	(254)	CHARACTER	28	*	AREA DEFINED IN IKJEBEMA OR IN IKJEBEEN
624	(270)	CHARACTER	1	MACFLAGS	CONTROL FLAGS, BYTE 1
		1...		MAECTMOD	ECT MODIFIED TO DELETE 2ND LEVEL MESSAGES
		.1..		MAABBREV	SUBCOMMAND NAME / ABBREVIATION FLAG
		..1.		MAENDPRC	END PROCESSING COMPLETE
		...1		MAEBEIN	ABEND OCCURED IN INITIALIZATIO IN IKJEBEIN
	 1111		*	RESERVED
625	(271)	CHARACTER	1	MACFLAG2	CONTROL FLAGS, BYTE 2
		1...		MATABLE1	IBM/USER TABLE INDICATOR
		.111 1111		*	RESERVED
626	(272)	CHARACTER	2	*	RESERVED
628	(274)	CHARACTER	100	CAMSWKA	MESSAGE SELECTION PARAMETER LIST AND WORK AREA
728	(2D8)	CHARACTER	200	CASRWKA	SERVICE RTN WA
928	(3A0)	CHARACTER	24	CAMODEMG	INSERTION RECORD FOR COMMAND NAME
928	(3A0)	SIGNED	4	CAMODEIS	NUMBER OF INSERTIONS
932	(3A4)	ADDRESS	4	CAMODEPT	ADDRESS OF INSERTION TEXT
936	(3A8)	SIGNED	2	CAMODELN	LENGTH OF INSERTION RECORD
938	(3AA)	SIGNED	2	CAMODEOF	OFFSET IN MESSAGE FOR INSERTION
940	(3AC)	CHARACTER	12	CAMODETX	INSERTION TEXT

Offsets						
Dec	Hex	Type	Len	Name (Dim)	Description	
952	(3B8)	ADDRESS	4	CAATNBUF	ADDRESS OF INPUT BUFFER OBTAINED BY ATTENTION EXIT	
956	(3BC)	CHARACTER	108	CAATNWKA	ATTENTION EXIT WORKAREA	
1064	(428)	CHARACTER	32	CALDROP	LINE DROP SAVE BUFFER	
1096	(448)	CHARACTER	92	CAAEDCB	USED AFTER ABEND BY FC	
1188	(4A4)	CHARACTER	260	CAFIBFR	FIND BUFFER	
1188	(4A4)	CHARACTER	260	CAARBFR	AUTOMATIC RECOVERY PROCESSING AREA FOR A NEW EDIT COMMAND BUFFER. USING CAFIBFR PRIOR TO ANY SUBCOMMANDS.	
1448	(5A8)	CHARACTER	592	CASCWKA	SUBCOMMAND WORK AREA	
2040	(7F8)	CHARACTER	66	*	RESERVED	
2106	(83A)	CHARACTER	1	CAAFLAG	ESTAE FLAGS	
		1...		CAERRMSG	ISSUE MESSAGE 'EDIT ENDED DUE TO ERROR' INDICATOR 0-NO 1-YES	
		.1..		CAAECNCL	ISSUE MESSAGE 'EDIT SESSION CANCELLED' INDICATOR 0-NO 1-YES	
		..1.		CAAERTRY	RETRY INDICATOR- AN ERROR IN PROCESSING HAS OCCURRED 0-RETRY IS POSSIBLE 1-NO RETRY POSSIBLE	
		...1		CARETAIN	EDITWORK DS DISP INDICATOR 1-RETAIN IT-UNALLOC KEEP 0-DELETE IT-UNALLOC DELETE	
	 1111		*	RESERVED	
2107	(83B)	CHARACTER	1	*	RESERVED	
2108	(83C)	SIGNED	2	CACKPINT	CHECK POINT INTERVAL VALUE IF 0- NO INTERVAL CHECKPOINT- ING IS TO BE DONE	
2110	(83E)	SIGNED	2	CACKPACT	CHECK POINT ACTUAL COUNT SET TO 0 WHENEVER A CHECK POINT IS TAKEN OR A NEW UTIL DATASET IS USED	
2112	(840)	ADDRESS	4	CASDWAPT	POINTER TO SDWA USED BY AE	
2116	(844)	ADDRESS	4	CAAERTPT	POINTER TO AE'S RETURN ADDR	
2120	(848)	CHARACTER	528	CABFRPL	BUFFER POOL	
2648	(A58)	CHARACTER	528	CATEMPBF	TEMPORARY BUFFER POOL AVAILABLE TO ALL EDIT SERVICE ROUTINES AND SUBCOMMANDS	
3176	(C68)	CHARACTER	720	CASVAREA	CHAINED SAVE AREAS	
3896	(F38)	ADDRESS	4	CANXTSVA	NEXT SAVE AREA TO USE	
3900	(F3C)	CHARACTER	12	CACLPRM	PARAMETER LIST FOR TRKCALC	
3900	(F3C)	CHARACTER	4	CACLCTYP	UCBTYP FIELD	
3904	(F40)	CHARACTER	4	CALCFLG	FLAG WORD	
3908	(F44)	CHARACTER	4	CACLCKRD	RKDD WORD	
3912	(F48)	CHARACTER	8	*	RESERVED	
3920	(F50)	SIGNED	4	CADSNPT2	POINTER TO NEXT INSERTION RECORD	
3924	(F54)	SIGNED	2	CADSNLN2	LENGTH OF THIS INSERTION, INCLUDING HEADER	
3926	(F56)	SIGNED	2	CADSNOF2	OFFSET, IN MESSAGE, TO INSERTION	
3928	(F58)	CHARACTER	56	CADSNRC2	SAVE DATA SET NAME MSG INSERTION	
3984	(F90)	CHARACTER	8	CAPDEXT	PROCESSOR TABLE EXTENSION AREA	

Offsets						
Dec	Hex	Type	Len	Name (Dim)	Description	
0	(0)	STRUCTURE	8	IKJEBECX	PROCESSOR TABLE EXTENSION AREA	
0	(0)	CHARACTER	8	CXDATEXT	DATEXIT ROUTINE NAME (0'S IF N/A FOR TYPE)	

CA

Constants

Len	Type	Value	Name	Description
Comments				
THIS SECTION DEFINES THE UNIQUE DATA SET CODES LOCATED IN THE FIELD - CADSCODE				
End of Comments				
4	DECIMAL	592	CASCWKAL	LEN OF CASCWKA
4	DECIMAL	200	CASRWKAL	LEN OF CASRWKA
1	HEX	01	CAPL1F	PL1F DATA SET
1	HEX	02	CAFORTE	FORTRAN E DSN
1	HEX	03	CAFORTG	FORTRAN G DSN
1	HEX	04	CAFORTH	FORTRAN H DSN
1	HEX	05	CATEXT	TEXT TYPE
1	HEX	06	CADATA	DATA TYPE
1	HEX	07	CACLIST	CLIST TYPE
1	HEX	08	CACNTL	CONTROL TYPE
1	HEX	15	CAASM	ASSEMBLER
1	HEX	16	CACOBOL	COBOL
1	HEX	17	CAFORTGI	FORTRAN GI
1	HEX	1E	CAVBASIC	VS BASIC
1	HEX	1F	CAGOFORT	GOFORT
1	HEX	20	CABASIC	BASIC
1	HEX	21	CAIPLI	IPLI
1	HEX	22	CAPLI	PLI
1	HEX	32	CAEDTTYP	MAXIMUM VALUE DS TYPE

Comments				
THIS SECTION DEFINES THE UNIQUE RECORD FORMAT DEFAULT CODES LOCATED IN THE FIELD - CARECFMD				
End of Comments				
1	HEX	80	CARECFMF	FIXED
1	HEX	40	CARECFMV	VARIABLE
1	HEX	C0	CARECFMU	UNDEFINED

Comments				
THIS SECTION DEFINES THE READ/WRITE CODES FOR IKJEBEUT				
End of Comments				
1	HEX	00	CAUTREAD	READ RECORD LAST REFERENCED BY ACCESS METHOD
1	HEX	01	CAUTPREV	READ RECORD PREVIOUS TO LAST REC READ
1	HEX	02	CAUTNEXT	READ RECORD AFTER LAST REC READ
1	HEX	04	CAUTFRST	READ FIRST RECORD IN DATA SET
1	HEX	05	CAUTLAST	READ LAST RECORD IN DATA SET
1	HEX	10	CAUTDEL	DELETE LAST REFERENCED RECORD OR AS SPECIFIED BY WORD2 OF UT PARMLIST
1	HEX	20	CAUTWRT	WRITE THE RECORD THAT IS POINTED TO BY WORD2 OF UT DLIST
1	HEX	21	CAUTWRTS	WRITE SEQUENTIAL USED TO WRITE A NEW UTILITY DATA SET

Len	Type	Value	Name	Description
1	HEX	22	CAUTWRBF	WRITE ALL BUFFERS THAT HAVE BEEN MODIFIED AND NOT WRITTEN

Cross Reference

Name	Hex Offset	Hex Value	Level	Name	Hex Offset	Hex Value	Level
CAABEND	7F	10	4	CAEDDSOR	EC	04	3
CAAECNCL	83A	40	3	CAEDFLAG	EC		2
CAAEDCB	448		2	CAEDFLG2	ED		2
CAAFLAG	83A		2	CAEDFNCP	EC	40	3
CAAERTPT	844		2	CAEDINCP	EC	20	3
CAAERTRY	83A	20	3	CAEDITAR	80	40	4
CAARBFR	4A4		3	CAEDITDS	EC	80	3
CAATNBUF	3B8		2	CAEDLNDP	80	80	4
CAATNWKA	3BC		2	CAEDMEM	EC	08	3
CAATTN	78		2	CAEDMEMB	11C		2
CAATTNIS	78	40	3	CAEDMODE	ED	40	3
CABFRPL	848		2	CAEDNORC	ED	01	3
CABLK5	A8		3	CAEDPRTC	ED	80	3
CABLK2	EA		2	CAEDPSWD	12C		2
CACALLRC	ED	10	3	CAEDRCVR	ED	20	3
CACAPS	7C	02	4	CAEDTSIZ	134		2
CACAPSDF	C1	10	4	CAEDUNCG	EC	02	3
CACAPSRQ	C1	20	4	CAENDSC	7C	04	4
CACFLAG	7C		2	CAERRMSG	83A	80	3
CACFLAG1	7C		3	CAESDSPL	70		2
CACFLAG2	7D		3	CAEXTNAM	DA		3
CACFLAG3	7E		3	CAFIBFR	4A4		2
CACFLAG4	7F		3	CAFILINO	1EC	80	3
CACFLAG5	80		3	CAFINDIS	7F	80	4
CACFLAG6	81		3	CAFRLRDF	C4		3
CACHAR48	81	40	4	CAFRLRMX	C6		3
CACHAR60	81	20	4	CAFREE	81	80	4
CACHKOPT	D0		3	CAFREEDL	24	80	4
CACKPACT	83E		2	CAIMCIN	7E	08	5
CACKPINT	83C		2	CAIMFLG	7E		4
CACLCFLG	F40		3	CAIMINPT	7E	02	5
CACLCPRM	F3C		2	CAIMINS	7E	40	5
CACLCRKD	F44		3	CAIMIR	7E	10	5
CACLCTYP	F3C		3	CAIMLINC	1D4		2
CACORELN	44		2	CAIMLLNO	1D0		2
CACURNUM	1C8		2	CAIMMPT	7E	01	5
CADATEXT	E2		3	CAIMPT	7E	80	5
CADSATR2	C2		3	CAIMSC	7E	20	5
CADSATTR	C1		3	CAIMSFTP	7E	04	5
CADSCODE	C0		3	CAINCRE	1CC		2
CADSCONT	C1	08	4	CAINITSC	7C	08	4
CADSMODS	7D	80	4	CAINLIST	C2	08	4
CADSNDEF	C2	40	4	CAINPROC	7F	04	4
CADSNLEN	13C		2	CAINSAVE	1DC		2
CADSNLN2	F54		2	CALDROP	428		2
CADSNOFF	13E		2	CALENGTH	AB		3
CADSNOF2	F56		2	CALINE	AA		3
CADSNPTR	138		2	CALINTAB	C2	80	4
CADSNPT2	F50		2	CALNNUM	C1	04	4
CADSNRC2	F58		2	CALNTOVF	7C	80	4
CADSNREC	140		2	CALRECL	E8		2
CADSQUAL	A0		3	CALRECLX	C1	02	4
CADSTYPE	98		3	CAMAWKA	254		2
CADSUSED	7F	01	4	CAMAXBLK	74		2
CAEDALOC	EC	01	3	CAMODEIS	3A0		3
CAEDDDN	124		2	CAMODELN	3A8		3
CAEDDISP	EC	10	3	CAMODEMG	3A0		2
CAEDDSN	F0		2	CAMODEOF	3AA		3
CAEDDSNL	EE		2	CAMODEPT	3A4		3

CA

Name	Hex Offset	Hex Value	Level	Name	Hex Offset	Hex Value	Level
CAMODETX	3AC		3	CASCANSW	7C	10	4
CAMODMSG	7D	10	4	CASCMDLN	30		2
CAMSWKA	274		2	CASCRC20	7F	08	4
CANONUM	7C	01	4	CASCWKA	5A8		2
CANXTREC	1C4		2	CASDWAPT	840		2
CANXTSVA	F38		2	CASEQCOL	7D	08	4
CAOBJGEN	C2	20	4	CASRPLST	21C		3
CAOPERND	28	80	3	CASRWKA	2D8		2
CAPD	98		2	CASTAEPL	240		2
CAPDEND	EA		3	CASTAXPL	22C		2
CAPDEXT	F90		2	CASTNUM	1C0		2
CAPLILFM	82		3	CASVAREA	C68		2
CAPLIRTM	83		3	CASYNAME	B8		3
CAPRNAME	D2		3	CASYNBFR	1F0		3
CAPROMPT	7C	20	4	CASYNCD1	20C		3
CAPRSPDL	24		3	CASYNCD2	20D		3
CAPTAE	8		2	CASYNECD	1FC		3
CAPTAT	C		2	CASYNIS	20F	10	4
CAPTCDCB	34		2	CASYNLN	20F	40	4
CAPTCHK	48		2	CASYNLST	1F0		2
CAPTCORE	40		2	CASYNML	20F	02	4
CAPTECB	218		3	CASYNMS1	200		3
CAPTECT	214		3	CASYNMS2	204		3
CAPTGTBF	7F	40	4	CASYNOPT	20C		2
CAPTIBFR	28		2	CASYNPTO	1F8		3
CAPTICDS	50		2	CASYNPWA	1F4		3
CAPTICLN	54		2	CASYNRCL	20E		3
CAPTLE	10		2	CASYNRFM	20F	08	4
CAPTMS	14		2	CASYNSCN	20F	01	4
CAPTMSGM	1C		2	CASYNSF	20F	04	4
CAPTNBFR	4C		2	CASYNSW	20F		3
CAPTPDCB	38		2	CASYNTEM	208		3
CAPTPDXT	E4		2	CASYNWA	1FC		2
CAPTPRSD	24		2	CASYNWAP	1FD		3
CAPTRTRY	20		2	CATABS	AC		3
CAPTSCMD	2C		2	CATEMPBF	A58		2
CAPTTMP	0		2	CATEMPWF	80	20	4
CAPTUPT	210		3	CATMPLST	210		2
CAPTUT	18		2	CATPUTVF	7F	20	4
CARECFM	7D	40	4	CAULRLDF	CC		3
CARECFMD	C3		3	CAULRLMX	CE		3
CARECNO	1E0		2	CAUTILNO	3C		2
CARECURS	7F	02	4	CAUTLWHO	ED	02	3
CARETAIN	83A	10	3	CAUTL1AL	ED	08	3
CARUN	C1	80	4	CAUTL2AL	ED	04	3
CARUNDS	C2	10	4	CAUTSAVE	1E4		2
CASAALOC	178	01	3	CAVLRDLF	C8		3
CASADDN	1B0		2	CAVLRMLX	CA		3
CASADISP	178	10	3	CAVRFYSW	7C	40	4
CASADQTY	179	40	3	CXDATEXT	0		2
CASADSN	17C		2	IKJEBECA	0		1
CASADSNL	17A		2	IKJEBECX	0		1
CASADSOR	178	04	3	MAABBREV	270	40	4
CASAFLAG	178		2	MACFLAGS	270		3
CASAFLG2	179		2	MACFLAG2	271		3
CASAFNCP	178	40	3	MAEBEIN	270	10	4
CASAINCP	178	20	3	MAECTMOD	270	80	4
CASAMEM	178	08	3	MAENDPRC	270	20	4
CASAMEMB	1A8		2	MATABLE1	271	80	4
CASANCTG	179	80	3				
CASAPSWD	1B8		2				
CASAUNCG	178	02	3				
CASAVEDS	178	80	3				
CASCAN	C1	40	4				
CASCANON	7D	20	4				

CAFMAP

PROGRAMMING INTERFACE INFORMATION

CAFMAP

End of PROGRAMMING INTERFACE INFORMATION

CAFMAP

Common Name: Parameter List for the CLIST Attention Facility
Macro ID: IKJCAFPL
DSECT Name: CAFMAP
Owning Component: TSO/E Scheduler (28502)
Eye-Catcher ID: CAF
Offset: Offset 0 and length 4
Subpool and Key: Storage must be in the same key as the invoker of IKJCAF, and the subpool is the same as the invoker of IKJCAF.
Size: 40 bytes
Created by: The invoker of IKJCAF
Pointed to by: Register 1
Serialization: None
Function: IKJCAFPL maps the parameters passed to the CLIST attention facility IKJCAF. It also contains the constants used to initialize the acronym and version number.

Data Area Map

Offsets		Type	Len	Name (Dim)	Description
Dec	Hex				
0	(0)	STRUCTURE	40	CAFMAP	
0	(0)	CHARACTER	4	CAFCAF	IDENTIFIER 'CAF' - USE CAFCAF WHEN SETTING THIS VARIABLE
4	(4)	UNSIGNED	1	CAFLEV	VERSION NUMBER - USE CAFLEVN WHEN SETTING THIS VARIABLE
5	(5)	BITSTRING	1	CAFRES01	RESERVED
6	(6)	BITSTRING	1	CAFRES02	RESERVED
7	(7)	BITSTRING	1	CAFRES03	RESERVED
8	(8)	CHARACTER	32	CAFPARM	USED TO CLEAR OUT PARAMETER LIST
8	(8)	ADDRESS	4	CAFTAIE	POINTER TO THE TAIE
12	(C)	ADDRESS	4	CAFIOPL	POINTER TO THE IOPL
16	(10)	ADDRESS	4	CAFPGPB	POINTER TO PUTGET PARM BLOCK
20	(14)	ADDRESS	4	CAFSTPB	POINTER TO STACK PARM BLOCK
24	(18)	CHARACTER	4	CAFABEND	ABEND CODE IF IKJCAF FAILS - SAME CONTENTS AS SDWAABCC
28	(1C)	SIGNED	4	CAFRSNCDC	REASON CODE OR ZERO IF IKJCAF FAILS - SAME CONTENTS AS SDWAGR15
32	(20)	SIGNED	4	CAFRES05	RESERVED
36	(24)	SIGNED	4	CAFRES06	RESERVED
40	(28)	CHARACTER		CAFEND	ASSURE WORK AREA ENDS ON A DOUBLE WORD BOUNDARY. ANY ADDITIONS TO WORK AREA SHOULD BE PUT BEFORE CAFEND

CAFMAP

Constants

Len	Type	Value	Name	Description
Comments				
THE FOLLOWING FIELDS ARE CONSTANTS THAT CAN BE USED TO SET CAFCAF OR CAFLEV				
End of Comments				
4	CHARACTER	CAF	CAFCAF	CAF ACRONYM CONSTANT
1	DECIMAL	1	CAFLEVN	CAF VERSION NUMBER

Cross Reference

Name	Hex Offset	Hex Value	Level
CAFABEND	18		3
CAFCAF	0		2
CAFEND	28		2
CAFIOPL	C		3
CAFLEV	4		2
CAFMAP	0		1
CAFARM	8		2
CAFPGPB	10		3
CAFRES01	5		2
CAFRES02	6		2
CAFRES03	7		2
CAFRES05	20		3
CAFRES06	24		3
CAFRSNC	1C		3
CAFSTPB	14		3
CAFTAIE	8		3

CHSDCPRB

Common Name: Connectivity Programming Request Block
Macro ID: CHSDCPRB
DSECT Name: CPRB
Owning Component: TSO/E MVSSERV (28507)
Eye-Catcher ID: CPRB
Offset: Offset 4 and length 4
Subpool and Key: (May reside above or below 16 megabytes)
Size: 112 bytes
Created by: MVSSERV Service Request Interface (SRI) from a request SRIU, passed to a server
Pointed to by: ECF Request Queue Control Block
Serialization: None
Function: The CPRB is used for communications of service function requests between local and remote environments. The CPRB defines a service request and reply, and also defines the server parameter and data fields.

Data Area Map

Offsets					
Dec	Hex	Type	Len	Name (Dim)	Description
0	(0)	STRUCTURE	112	CHSDCPRB	Connectivity Programming Request Block
0	(0)	UNSIGNED	1	CRBF1	Version and modification level
1	(1)	UNSIGNED	1	CRBF2	Reserved.
2	(2)	UNSIGNED	1	CRBF3	Request flags.
		1...		CRBFMOV	1=Move mode, 0=Locate mode.
		.11.		*	Reserved.
		...1		CRBFREM	1=Remote origin, 0=Local origin.
	 1...		CRBFNWT	Requestor not waiting (use redrive address).
	1..		CRBFNOR	Notify request (no reply expected).
	1.		CRBFSUB	Subrequest, REQID has original ID.
	1		CRBFRSP	Reply to previous request.
3	(3)	BITSTRING	1	CRBF4	Request type.
4	(4)	CHARACTER	4	CRBCPRB	Control Block Identifier.
8	(8)	SIGNED	4	CRBSRTNC	Server return code field.
12	(C)	SIGNED	4	CRBCRTNC	Enhanced Connectivity Facility return code field.
12	(C)	SIGNED	2	CRBCRSNC	Enhanced Connectivity Facility reason code.
14	(E)	SIGNED	2	CRBCRSPC	Enhanced Connectivity Facility response code.
16	(10)	CHARACTER	8	CRBSNAME	Server name.
24	(18)	UNSIGNED	2	CRBRSV1	Reserved.
26	(1A)	UNSIGNED	2	CRBFID	Server function number to be performed.
28	(1C)	CHARACTER	4	CRBRSV2	Reserved.
28	(1C)	SIGNED	2	CRBRSV3	Reserved.
30	(1E)	UNSIGNED	2	CRBRSV4	Reserved.
32	(20)	ADDRESS	4	CRBRSV5	Reserved.
36	(24)	UNSIGNED	4	CRBRSV6	Reserved.
40	(28)	SIGNED	4	CRBRQDLN	Requestor's request data area length.
44	(2C)	ADDRESS	4	CRBRQDAT	Requestor's request data area address.
48	(30)	SIGNED	4	CRBRPDLN	Reply data area length.
52	(34)	ADDRESS	4	CRBRPDAT	Reply data area address.
56	(38)	SIGNED	4	CRBRQPLN	Requestor's request parameter area length.
60	(3C)	ADDRESS	4	CRBRQPRM	Requestor's request parameter area address.
64	(40)	SIGNED	4	CRBRPPLN	Reply parameter area length
68	(44)	ADDRESS	4	CRBRPPRM	Reply parameter area address.
72	(48)	ADDRESS	4	CRBRSV7	Reserved.
76	(4C)	ADDRESS	4	CRBRSV8	Reserved.
80	(50)	ADDRESS	4	CRBRSV9	Reserved.
84	(54)	SIGNED	4	CRBRSV10	Reserved.
88	(58)	ADDRESS	4	CRBRSV11	Reserved.
92	(5C)	ADDRESS	4	CRBRSV12	Reserved.

CHSDCPRB

Offsets

Dec	Hex	Type	Len	Name (Dim)	Description
96	(60)	CHARACTER	8	CRBRSV13	Reserved.
104	(68)	CHARACTER	8	CRBRSV14	Reserved.
112	(70)	CHARACTER		*	Force it to end in double word boundary.

Constants

Len	Type	Value	Name	Description
Comment				

C O N S T A N T S

End of Comment				
1	HEX	01	CRBVERS	Version Number
4	CHARACTER	CPRB	CRBNAME	Control Block identifier
4	DECIMAL	112	CRBSIZE	Length of the CPRB
4	DECIMAL	0	CRBSUBPL	Subpool number

Comment				
---------	--	--	--	--

Values used to set the server function request field - CRBF4

End of Comment				
1	HEX	01	CRBRQS	Request Server request
1	HEX	03	CRBDFS	Define server request

Comment				
---------	--	--	--	--

Values for Enhanced Connectivity Facility reason code - CRBCRSNC field

End of Comment				
2	DECIMAL	0	CRBREASC	Complete
2	DECIMAL	1	CRBREASF	Service request failed

Comment				
---------	--	--	--	--

Values for Enhanced Connectivity Facility response code - CRBCRSPC field. These values are set based on the type of service request initiated. Below the values are shown for each type of service request -
Enhanced Connectivity Facility response code values for a DEFINE SERVER service request:

End of Comment				
2	DECIMAL	0	CRBDFSN	Normal completion
2	DECIMAL	48	CRBDFSDS	Duplicate server name found
2	DECIMAL	52	CRBDFSCF	Enhanced

Comment				
---------	--	--	--	--

Connectivity facility failed
Enhanced Connectivity Facility response code values for a REQUEST SERVER service request:

End of Comment				
2	DECIMAL	0	CRBRQSN	Normal completion
2	DECIMAL	30	CRBRQSNF	The server was not found
2	DECIMAL	31	CRBRQSNNA	The server was not available
2	DECIMAL	32	CRBRQSPL	Reply parameter length is invalid
2	DECIMAL	33	CRBRQSDL	Reply data length is invalid
2	DECIMAL	35	CRBRQSSF	Server failed
2	DECIMAL	36	CRBRQSCF	Enhanced

Len	Type	Value	Name	Description
Comment				
Connectivity facility failed				
Enhanced Connectivity Facility Router Return Codes:				
End of Comment				
4	DECIMAL	0	CRBRS	Successful routing the service request
4	DECIMAL	4	CRBRNS	Not successful routing the service request
4	DECIMAL	8	CRBRICD	Request is invalid. Data in CPRB is not valid.
4	DECIMAL	12	CRBRICIA	Request is invalid. 24-bit addresses to CPRB or within CPRB determined to be invalid.
4	DECIMAL	16	CRBRICBA	Request is invalid. Addresses to CPRB or within CPRB are invalid and caused an Abend

Cross Reference

Name	Hex Offset	Hex Value
CHSDCPRB	0	
CRBCPRB	4	
CRBCRSNC	C	
CRBCRSPC	E	
CRBCRTNC	C	
CRBFID	1A	
CRBFMOV	2	80
CRBFNOR	2	04
CRBFNWT	2	08
CRBFREM	2	10
CRBFRSP	2	01
CRBFSUB	2	02
CRBF1	0	
CRBF2	1	
CRBF3	2	
CRBF4	3	
CRBRPDAT	34	
CRBRPDLN	30	
CRBRPPLN	40	
CRBRPPRM	44	
CRBRQDAT	2C	
CRBRQDLN	28	
CRBRQPLN	38	
CRBRQPRM	3C	
CRBRSV1	18	
CRBRSV10	54	
CRBRSV11	58	
CRBRSV12	5C	
CRBRSV13	60	
CRBRSV14	68	
CRBRSV2	1C	
CRBRSV3	1C	
CRBRSV4	1E	
CRBRSV5	20	
CRBRSV6	24	
CRBRSV7	48	
CRBRSV8	4C	
CRBRSV9	50	
CRBSNAME	10	
CRBSRTNC	8	

CONTAB

Common Name: TSO/E Internal Control Table for SUBMIT Command
Macro ID: IKJEFFCT
DSECT Name: CONTAB
Owning Component: TSO/E Scheduler (28502)
Eye-Catcher ID: None
Offset: Offset 0 and length 12
Subpool and Key: Subpool 0 and key 1
Size: 108 bytes
Created by: IKJEFF04
Pointed to by: Register 1 gives location of pointer to CONTAB (in most SUBMIT modules)
Serialization: None
Function: Contains data and pointers that do not change during the main flow of SUBMIT command's logic. Items in CONTAB are pointers to current statement, INTRDR close routine, HISTORY table, number of data sets submitted, current and next jobname, MSGTABLE, user id, CPPL, installation exit word and address, DD chain list, communication ECB, save area, and INTRDR data set's VSAM ACB and RPL control blocks. CONTAB also has the SUBMIT command name as entered by the user.

Data Area Map

Offsets					
Dec	Hex	Type	Len	Name (Dim)	Description
0	(0)	STRUCTURE	108	CONTAB	SUBMIT CONTROL TABLE
0	(0)	CHARACTER	12	CONTABID	TABLE ID = 'SUBMIT TABLE'
12	(C)	ADDRESS	4	CTDCBPT	POINTER TO DCB FOR CURRENT INPUT DATA SET
16	(10)	ADDRESS	4	STMTPT	PTR TO CURRENT JCL STATEMENT
20	(14)	ADDRESS	4	CLOSERPT	PTR TO IKJEFF15 ROUTINE
24	(18)	ADDRESS	4	HISTPT	PTR TO HISTORY TABLE(IKJEFFHT)
28	(1C)	ADDRESS	4	CTNDSNPT	POINTER TO 2-BYTE NUMBER OF DATA SETS SUBMITTED
32	(20)	ADDRESS	4	JOBNAMPT	PTR TO JOB NAMES (16 BYTES)
36	(24)	ADDRESS	4	MSGLISPT	PTR TO MSGTABLE PARM LIST (IKJEFFMT)
40	(28)	ADDRESS	4	PPLPTR	PTR TO PARSE'S PARMLIST
44	(2C)	ADDRESS	4	TMCTPT	PTR TO TMCT (TMP'S CPPL C.B.)
48	(30)	ADDRESS	4	EXWORD	WORD FOR EXIT'S USE
52	(34)	ADDRESS	4	EXITAD	ADDRESS OF INSTALLATION EXIT (IKJEFF10)
56	(38)	ADDRESS	4	DDPTR	POINTER TO DD CHAIN LIST FOR SUBMITTED DATA SETS
60	(3C)	ADDRESS	4	COMECBPT	POINTER TO COMMUNICATION ECB
64	(40)	ADDRESS	4	INITSAVE	POINTER TO IKJEFF04 SAVE AREA (FOR USE IN DUMP READING)
68	(44)	ADDRESS	4	CTRPLPT	ADDRESS OF INTRDR'S RPL C.B. (USED BY IKJEFF15, 05)
72	(48)	ADDRESS	4	CTACBPT	ADDRESS OF INTRDR'S ACB C.B. (USED BY IKJEFF15, 20)
76	(4C)	CHARACTER	8	CTCMDNM	SUBMIT COMMAND NAME, AS ENTERED BY USER
84	(54)	CHARACTER	8	CTIDINFO	TSO USERID FIELDS
84	(54)	UNSIGNED	1	CTIDLN	LENGTH OF TSO USERID
85	(55)	CHARACTER	7	CTUSERID	USER'S TSO USERID
92	(5C)	ADDRESS	4	*	RESERVED
96	(60)	ADDRESS	4	CTDFPTR	PTR TO DFPARMS FOR DAIRFAIL (IKJEFF18)
100	(64)	ADDRESS	4	CTGFPTR	PTR TO GFPARMS FOR GNRLFAIL (IKJEFF19)
104	(68)	ADDRESS	4	*	RESERVED

CONTAB

Cross Reference

Name	Hex Offset	Hex Value	Level
CLOSERPT	14		2
COMECBPT	3C		2
CONTAB	0		1
CONTABID	0		2
CTACBPT	48		2
CTCMDNM	4C		2
CTDCBPT	C		2
CTDFPTR	60		2
CTGFPTR	64		2
CTIDINFO	54		2
CTIDLN	54		3
CTNDSNPT	1C		2
CTRPLPT	44		2
CTUSERID	55		3
DDPTR	38		2
EXITAD	34		2
EXWORD	30		2
HISTPT	18		2
INITSAVE	40		2
JOBNAMPT	20		2
MSGLISPT	24		2
PPLPTR	28		2
STMTPT	10		2
TMCTPT	2C		2

CPPL

PROGRAMMING INTERFACE INFORMATION

CPPL

End of PROGRAMMING INTERFACE INFORMATION

CPPL

Common Name: TSO/E Command Processor Parameter List
Macro ID: IKJCPPL
DSECT Name: CPPL
Owning Component: TSO/E Scheduler (28502)
Eye-Catcher ID: None
Offset: N/A
Subpool and Key: Subpool 1 and key 8
Size: 16 bytes
Created by: IKJEFT01
Pointed to by: Register 1 on entry to command processor
Serialization: None
Function: Parameter list passed to the command processor, containing pointers to UPT, PSCB, ECT and the command buffer.

Data Area Map

Offsets					
Dec	Hex	Type	Len	Name (Dim)	Description
0	(0)	ADDRESS	4	CPPLCBUF	PTR TO COMMAND BUFFER
4	(4)	ADDRESS	4	CPPLUPT	PTR TO UPT
8	(8)	ADDRESS	4	CPPLPSCB	PTR TO PSCB
12	(C)	ADDRESS	4	CPPLECT	PTR TO ECT

CSOA

PROGRAMMING INTERFACE INFORMATION

CSOA

End of PROGRAMMING INTERFACE INFORMATION

CSOA

Common Name: TSO/E Command Scan Output Area
Macro ID: IKJCSOA
DSECT Name: CSOA
Owning Component: TSO/E Scheduler (28502)
Eye-Catcher ID: None
Offset: N/A
Subpool and Key: Subpool 1 and key 8
Size: 8 bytes
Created by: Caller of Command Scan Service Routine
Pointed to by: CSPLOA field of the CSPL data area
Serialization: None
Function: Command Scan's Output Area mapping macro. Flags are set by Command Scan to describe the result of the Scan.

Data Area Map

Offsets					
Dec	Hex	Type	Len	Name (Dim)	Description
0	(0)	ADDRESS	4	CSOACNM	PTR TO COMMAND NAME-IF 0 INVALID CMD NAME
4	(4)	SIGNED	2	CSOALNM	LENGTH OF CMD NAME
6	(6)	BITSTRING	1	CSOAFGL	FLAGS
		1...		CSOAVWP	"X'80" VALID WITH PARAMETERS
		.1..		CSOAVNP	"X'40" VALID NO PARAMS
		..1.		CSOAQM	"X'20" QUESTION MARK
		...1		CSOANOC	"X'10" NO COMMAND
	 1...		CSOABAD	"X'08" BAD CMD NAME
	1..		CSOAEEXEC	"X'04" IMPLICIT EXEC COMMAND NAME Y30PQJN
7	(7)	CHARACTER	1		RESERVED

Cross Reference

Name	Hex Offset	Hex Value	Level
CSOABAD	6	8	2
CSOACNM	0		2
CSOAEEXEC	6	4	2
CSOAFGL	6		2
CSOALNM	4		2
CSOANOC	6	10	2
CSOAQM	6	20	2
CSOAVNP	6	40	2
CSOAVWP	6	80	2

CSPL

PROGRAMMING INTERFACE INFORMATION

CSPL

End of PROGRAMMING INTERFACE INFORMATION

CSPL

Common Name: TSO/E Command Scan Parameter List
Macro ID: IKJCSPL
DSECT Name: CSPL
Owning Component: TSO/E Scheduler (28502)
Eye-Catcher ID: None
Offset: N/A
Subpool and Key: Subpool 0 or 1 and key 1 or 8
Size: 24 bytes
Created by: Caller of Command Scan Service Routine
Pointed to by: CSPLPTR - register 1
Serialization: None
Function: Command Scan Parameter List mapping macro.

Data Area Map

Offsets						
Dec	Hex	Type	Len	Name (Dim)	Description	
0	(0)	ADDRESS	4	CSPLUPT	PTR TO UPT	
4	(4)	ADDRESS	4	CSPECT	PTR TO ECT	
8	(8)	ADDRESS	4	CSPLECB	PTR TO CP'S ECB	
12	(C)	ADDRESS	4	CSPLFLG	PTR TO FLAG WORD WHICH IS OBTAINED & FREED BY CALLER. BIT 0 SET TO 0= SYNTAX CHECKING OF COMMAND NAME.	
16	(10)	ADDRESS	4	CSPLOA	PTR TO OUTPUT AREA (CSOA DSECT)	
20	(14)	ADDRESS	4	CSPLCBUF	PTR TO COMMAND BUFFER	

DFPARMS

PROGRAMMING INTERFACE INFORMATION

DFPARMS**DFID****DFBUFS**

End of PROGRAMMING INTERFACE INFORMATION

DFPARMS

Common Name: TSO/E Parameter List to IKJEFF18 (DAIRFAIL)
Macro ID: IKJEFFDF
DSECT Name: DFPARMS, DFID, DFBUFS
Owning Component: TSO/E Scheduler (28502)
Eye-Catcher ID: None
Offset: N/A
Subpool and Key: Subpool 0 or 1 and key 1 or 8
Size: DFPARMS - 24 bytes
 DFID - 2 bytes
 DFBUF - 511 bytes
Created by: Caller of IKJEFF18
Pointed to by: Register 1
Serialization: None
Function: This parameter list is the interface to IKJEFF18 from a caller with an error return from SVC 99 (dynamic allocation) or DAIR. IKJEFF18 will issue an error message to the TSO terminal or as a write to programmer and/or return the message in the caller's buffers.

Data Area Map

Offsets		Type	Len	Name (Dim)	Description
Dec	Hex				
0	(0)	STRUCTURE	24	DFPARMS	PARAMETER LIST TO IKJEFF18
0	(0)	ADDRESS	4	DFS99RBP	ADDRESS OF THE FAILING SVC 99 REQUEST BLOCK FOR SVC 99 ERRORS
0	(0)	ADDRESS	4	DFDAPLP	ADDRESS OF THE FAILING DAIR PARAMETER LIST FOR DAIR ERRORS
4	(4)	ADDRESS	4	DFRCP	ADDRESS OF A FOUR BYTE STORAGE AREA CONTAINING THE SVC 99 OR THE DAIR REGISTER 15 RETURN CODE
8	(8)	ADDRESS	4	DFJEFF02	ADDRESS OF A FOUR BYTE STORAGE AREA WHICH CONTAINS EITHER THE ENTRY POINT ADDRESS OF IKJEFF02 (MESSAGE WRITER FOR IKJEFF18) OR ZEROES IF ENTRY ADDRESS UNKNOWN
12	(C)	ADDRESS	4	DFIDP	ADDR OF DFID FIELD
16	(10)	ADDRESS	4	DFCPPLP	ADDRESS OF THE CPPL - THIS IS NEEDED ONLY WHEN IKJEFF18 IS CALLED WITH AN SVC 99 ERROR
20	(14)	ADDRESS	4	DFBUFP	ADDRESS OF DFBUFS FIELD IF DFBUFSW OR DFBUFS2 ON

DFPARMS

Offsets		Type	Len	Name (Dim)	Description
Dec	Hex				
Comments					
MAP OF THE CALLER IDENTIFIER AREA POINTED TO BY DFIDP					
End of Comments					

Offsets		Type	Len	Name (Dim)	Description
Dec	Hex				
0	(0)	STRUCTURE	2	DFID	CALLER IDENTIFIER
0	(0)	BITSTRING	1	*	FLAG AREA
		1...		DFWTP	ON IF THE CALLER WANTS A WRITE TO PROGRAMMER INSTEAD OF A DEFAULT PUTLINE
		.1..		DFBUFSW	ON IF THE CALLER WANTS MESSAGE TEXT RETURNED IN BUFFERS INSTEAD OF A DEFAULT PUTLINE
		..1.		DFBUFS2	ON IF WANT DFBUFSW FUNCTION PLUS PUTLINE (OR WTP)
		...1 1111		*	RESERVED - MUST BE ZERO
1	(1)	UNSIGNED	1	IDNUM	CALLER IDENTIFIER NUMBER (VALUES DESCRIBED BELOW)
1	(1)	UNSIGNED	1	DFIDNUM	ALTERNATE NAME FOR IDNUM

Comments					
MAP OF CALLER-SUPPLIED BUFFERS					
End of Comments					

Offsets		Type	Len	Name (Dim)	Description
Dec	Hex				
0	(0)	STRUCTURE	511	DFBUFS	(NEED NOT INITIALIZE)
0	(0)	CHARACTER	255	DFBUF1	FIRST EXTRACT BUFFER
0	(0)	SIGNED	2	DFBUFL1	LENGTH OF AREA USED IN DFBUF1 (INCLUDES DFBUFL1 AND DFBUFO1 LENGTHS)
2	(2)	SIGNED	2	DFBUFO1	OFFSET IS ZERO ON RETURN
4	(4)	CHARACTER	251	DFBUFT1	TEXT OF FIRST LEVEL MESSAGE
255	(FF)	CHARACTER	1	*	ALIGNMENT FACTOR
256	(100)	CHARACTER	255	DFBUF2	SECOND EXTRACT BUFFER
256	(100)	SIGNED	2	DFBUFL2	LENGTH (INCLUDES LLOO FIELDS)
258	(102)	SIGNED	2	DFBUFO2	OFFSET
260	(104)	CHARACTER	251	DFBUFT2	TEXT OF SECOND LEVEL MESSAGE

Constants

Len	Type	Value	Name	Description
Comments				
POSSIBLE VALUES FOR IDNUM				
End of Comments				
1	DECIMAL	50	DFSVC99	GENERAL CALLER WITH AN SVC 99 ERROR
1	DECIMAL	51	DFFREE	FREE COMMAND WITH AN SVC 99 ERROR

Len	Type	Value	Name	Description
1	DECIMAL	1	DFDAIR	GENERAL CALLER WITH A DAIR ERROR

Cross Reference

Name	Hex Offset	Hex Value	Level
DFBUFL1	0		3
DFBUFL2	100		3
DFBUFO1	2		3
DFBUFO2	102		3
DFBUFP	14		2
DFBUFS	0		1
DFBUFSW	0	40	3
DFBUFS2	0	20	3
DFBUFT1	4		3
DFBUFT2	104		3
DFBUF1	0		2
DFBUF2	100		2
DFCPPLP	10		2
DFDAPLP	0		3
DFID	0		1
DFIDNUM	1		3
DFIDP	C		2
DFJEFF02	8		2
DFPARMS	0		1
DFRCP	4		2
DFS99RBP	0		2
DFWTP	0	80	3
IDNUM	1		2

ECT

PROGRAMMING INTERFACE INFORMATION

ECT

End of PROGRAMMING INTERFACE INFORMATION

ECT

Common Name: TSO/E Environment Control Table
Macro ID: IKJECT
DSECT Name: ECT
Owning Component: TSO/E Scheduler (28502)
Eye-Catcher ID: None
Offset: N/A
Subpool and Key: Subpool 1 and key 8
Size: 56 bytes
Created by: IKJEFT01
Pointed to by: CPPLECT field of the CPPL data area
 TPLECT field of the TPL data area
 LWAEPECT

Serialization: None

Function: This table provides the communication medium for the TMP, command processors and service routines. It contains the current command/subcommand name, return code, pointers to work areas and message chain, and processing control flags.

Data Area Map

Offsets		Type	Len	Name (Dim)	Description
Dec	Hex				
0	(0)	BITSTRING	1	ECTRCDF	HIGH ORDER BIT INDICATES CP ABENDED
1	(1)	CHARACTER	3	ECTRTCD	RETURN CODE FROM LAST CP (ABEND CODE IF ECTRCDF IS SET)
4	(4)	ADDRESS	4	ECTIOWA	ADDR OF I/O SERVICE ROUTINES WORK AREA
8	(8)	BITSTRING	1	ECTMSGF	HIGH ORDER BIT SET MEANS DELETE SECOND LEVEL MESSAGE
9	(9)	ADDRESS	3	ECTSMMSG	ADDR OF SECOND LEVEL MSG CHAIN
12	(C)	CHARACTER	8	ECTPCMD	PRIMARY COMMAND NAME
20	(14)	CHARACTER	8	ECTSCMD	SUBCOMMAND NAME
28	(1C)	BITSTRING	1	ECTSWS	1 BYTE OF SWITCHES
		1...		ECTNOPD	"X'80" 0 BIT ON= NO OPERANDS EXIST IN CMD BUFFER
		.1..		ECTCAFAT	"X'40" IKJCAF HAS BEEN ENTERED
		..1.		ECTATRM	"X'20" CP TERMINATED BY TMP DETACH W/ STAE
		...1		ECTLOGF	"X'10" LOGON/OFF REQUESTED TMP TO LOGOFF USER
	 1...		ECTNMAL	"X'08" NO USER MSGS TO RECVD AT LOGON
	1..		ECTNNOT	"X'04" NO BRDCST NOTICES TO BE RECVD AT LOGON
	1.		ECTBKGRD	"X'02" BACKGROUND MODE
	1		ECTATTN	"X'01" ATTENTION MODE FOR CLIST Z30NQKM
29	(1D)	ADDRESS	3	ECTDDNUM	COUNTER FOR GENERATING TEMP DDNAMES
32	(20)	ADDRESS	4	ECTUSER	WORD RESERVED FOR INSTALLATION USE
36	(24)	ADDRESS	4	ECTBKPBP	ADDR OF BACKGROUND PARAMETER BLOCK
40	(28)	BITSTRING	1	ECTSWS2	EXTENDED FLAG FIELD
		1...		ECTDEFCS	"X'80" DEFAULT DELETE CHARACTERS USED
		.1..		ECTTABND	"X'40" TEST SUBTASK ABENDED
		..1.		ECTPARSE	"X'20" PARSE ?HELP ALLOWED

ECT

Offsets		Type	Len	Name (Dim)	Description
Dec	Hex				
		...1		ECTPOSIT	"X'10" ECTHELP=POSITIONAL NUMBER
	 1...		ECTKEYWD	"X'08" ECTHELP=PCE ADDRESS OR 0
	1..		ECTNOQPR	"X'04" ? PROMPT HELP IS DISABLED X'02' RESERVED
41	(29)1	1	ECTNOPUT	"X'01" TO PREVENT THE PUTLINE
		1...		ECTSWS22	EXTENDED FLAG FIELD
		.1..		ECTMSGOR	"X'80" MESSAGE OVERRIDE
		..1.		ECTRXEOF	"X'40" END OF FILE FOR SYSTSIN BY REXX
				ECTNPTSO	"X'20" USED TO INDICATE TO TSOEXEC TO INVOKE TSF WITH THE NON-PARALLEL TMP PROCESSING OPTION.
42	(2A)	CHARACTER	2		RESERVED
44	(2C)	ADDRESS	4	ECTHELP	POSITIONALS: POSITIONAL # IN EBCDIC KEYWORDS: CONTAINS ADDRESS OF PCE FOR KEYWORD OR 0 IF INVALID KEYWORD ENTERED
44	(2C)	CHARACTER	4	ECTNUM	SAME AS ECTHELP
48	(30)	ADDRESS	4	ECTENVBK	ADDRESS OF THE REXX ENVIRONMENT BLOCK
52	(34)	ADDRESS	4	ECTEXTPR	ADDRESS OF THE ECT EXTENSION BLOCK

Cross Reference

Name	Hex Offset	Hex Value	Level
ECTATRM	1C	20	2
ECTATTN	1C	1	2
ECTBKGRD	1C	2	2
ECTBKPB	24		2
ECTCAFAT	1C	40	2
ECTDDNUM	1D		2
ECTDEFCS	28	80	2
ECTENVBK	30		2
ECTEXTPR	34		2
ECTHELP	2C		2
ECTIOWA	4		2
ECTKEYWD	28	8	2
ECTLOGF	1C	10	2
ECTMSGF	8		2
ECTMSGOR	29	80	2
ECTNMAL	1C	8	2
ECTNNOT	1C	4	2
ECTNOPD	1C	80	2
ECTNOPUT	28	1	2
ECTNOQPR	28	4	2
ECTNPTSO	29	20	2
ECTNUM	2C		2
ECTPARSE	28	20	2
ECTPCMD	C		2
ECTPOSIT	28	10	2
ECTRCDF	0		2
ECTRTCD	1		2
ECTRXEOF	29	40	2
ECTSCMD	14		2
ECTSMG	9		2
ECTSWS	1C		2
ECTSWS2	28		2
ECTSWS22	29		2
ECTTABND	28	40	2
ECTUSER	20		2

EXITLIST

PROGRAMMING INTERFACE INFORMATION

EXITLIST

End of PROGRAMMING INTERFACE INFORMATION

EXITLIST

Common Name: FIB Installation Exit Parameter List
Macro ID: IKJEFFIE
DSECT Name: EXITLIST, IEMSGBUF, IEREPLY, IESUBCTL, PARMLIST, MESSAGE, IEOUPTL
Owning Component: TSO/E Scheduler (28502)
Eye-Catcher ID: None
Offset: N/A
Subpool and Key: Subpool 1 and Key 8
Size: EXITLIST - 32 bytes
 IEMSGBUF - 248 bytes
 IEREPLY - variable
 IESUBCTL - 4 bytes
Created by: IKJCR469, IKJEFF09, IKJEFF51
Pointed to by: Register 1 for CANCEL/OUTPUT/STATUS. Register 1 has pointer to pointer to the parameter list for SUBMIT.
Serialization: None
Function: Contains the parameter lists to/from the installation exits for the foreground-initiated background (FIB) commands.

Data Area Map

Offsets		Type	Len	Name (Dim)	Description
Dec	Hex				
0	(0)	STRUCTURE	32	EXITLIST	PARAMETER LIST TO SUBMIT EXIT
0	(0)	ADDRESS	4	CARDPTR	POINTER TO CURRENT JCL STATEMENT - EXIT MAY ZERO THIS FIELD TO DELETE THE STATEMENT OR IT MAY CHANGE THIS STATEMENT. IF ZERO ON ENTRY, EXIT HAS BEEN ENTERED TO GET A NEW STATEMENT
4	(4)	ADDRESS	4	EXMSGPTR	EXIT MUST PUT POINTER TO MESSAGE HERE WHEN USING RETURN CODE 8 OR 12
8	(8)	ADDRESS	4	RESPTR	POINTER TO REPLY OBTAINED BY SUBMIT AFTER EXIT R.C. 12. SUBMIT WILL FREE THE REPLY BUFFER.
12	(C)	ADDRESS	4	USERIDPT	POINTER TO USERID
16	(10)	ADDRESS	4	SWITSPT	POINTER TO SWITCH FIELD
20	(14)	SIGNED	4	EXITWORK	WORD FOR EXIT'S USE. IT IS INITIALIZED TO ZEROES AND RETAINS WHATEVER VALUE THE EXIT GIVES IT THRU THE DURATION OF THE SUBMIT COMMAND.
24	(18)	ADDRESS	4	ACCTIPT	POINTER TO USER'S ACCOUNTING INFORMATION (FROM LOGON)
28	(1C)	ADDRESS	4	ACCTLPT	POINTER TO LENGTH OF THE USER'S ACCOUNTING INFORMATION

EXITLIST

Offsets		Type	Len	Name (Dim)	Description
Dec	Hex				
Comments					
IKJEFFIE - FORMAT OF MESSAGE SET UP BY THE SUBMIT EXIT					
End of Comments					

Offsets		Type	Len	Name (Dim)	Description
Dec	Hex				
0	(0)	STRUCTURE	248	IEMSGBUF	
0	(0)	SIGNED	2	IEMSGLN	LENGTH OF MESSAGE, INCLUDING LENGTH OF THIS FIELD
2	(2)	CHARACTER	246	IEMSGTXT	MESSAGE TEXT THAT THE EXIT WANTS ISSUED TO THE USER

Comments					
IKJEFFIE - FORMAT OF REPLY RETURNED TO THE EXIT BY SUBMIT					
End of Comments					

Offsets		Type	Len	Name (Dim)	Description
Dec	Hex				
0	(0)	STRUCTURE	*	IEREPLY	
0	(0)	SIGNED	2	IEREPLYL	LENGTH OF REPLY, INCLUDING LENGTH OF THIS FIELD
2	(2)	CHARACTER	*	IERTEXT	TEXT OF REPLY FROM USER

Comments					
IKJEFFIE - CONTROL INFORMATION FOR SUBMIT EXIT					
End of Comments					

Offsets		Type	Len	Name (Dim)	Description
Dec	Hex				
0	(0)	STRUCTURE	4	IESUBCTL	
0	(0)	BITSTRING	1	IETAKEEX	SWITCHES WHICH CONTROL WHEN EXIT IS ENTERED (INITIALIZED TO ONLY ENTER FOR JOBS - MAY BE TURNED ON OR OFF BY EXIT)
		1...		IETJOB	ON IF TAKE EXIT FOR EACH JOB CARD SUBMITTED
		.1..		IETEXEC	TAKE EXIT FOR EACH EXEC CARD (EXEC PROC OR EXEC P PROGRAM)
		..1.		IETDD	TAKE EXIT FOR EACH DD CARD
		...1		IETCMD	TAKE EXIT FOR EACH COMMAND CARD (//NAME OPERATION)
	 1...		IETNULL	TAKE EXIT FOR EACH NULL CARD (//ALL BLANK)
	1..		IETJES	TAKE EXIT FOR JOB ENTRY SUBSYSTEM CONTROL CARDS (SLASH-ASTERISK-NONBLANK)
	1.		IETCOMNT	TAKE EXIT FOR COMMENT CARDS (OR MAY BE JES3 CONTROL CARDS)
	1		IETJES3	TAKE EXIT FOR JES3 CTL CARDS
1	(1)	ADDRESS	1	IEOPRAND	ZERO OR OPERAND COLUMN ON THE JCL STATEMENT (ONE-ORIGIN)

Offsets		Type	Len	Name (Dim)	Description
Dec	Hex				
2	(2)	BITSTRING	1	IESTMTYP	INFORMATION FOR CURRENT JCL STATEMENT. NOTE THAT JCL STATEMENTS IN DATA STREAM FOLLOWING A DD DATA STATEMENT (OR SLASH-ASTERISK-NONBLANK STATEMENTS FOLLOWING A DD) ARE NOT PASSED TO THE EXIT.
		1...		IESJOB	CURRENT STATEMENT IS JOB
		.1..		IESEEXEC	CURRENT STATEMENT IS EXEC
		..1.		IESDD	CURRENT STATEMENT IS DD
		...1		IESCMD	CURRENT STATEMENT IS CMD
	 1...		IESNULL	CURRENT STATEMENT IS NULL
	1..		IESOPCON	OPERAND TO BE CONTINUED
	1.		IESSCON	STATEMENT TO BE CONTINUED
	1		IESCONTN	CURRENT STATEMENT IS A CONTINUATION
3	(3)	BITSTRING	1	IESTMTP2	INFORMATION FOR CURRENT JCL STATEMENT, CONTINUED
		1...		IESJES	CURRENT STATEMENT IS JOB ENTRY SUBSYSTEM CONTROL CARD, SLASH-ASTERISK-NONBLANK
		.1..		IESCOMNT	CURRENT STATEMENT IS COMMENT CARD, / (MAY BE JES3 STMT)
		..1.		IESJES3	CURRENT STATEMENT IS JES3 CONTROL CARD, / -NONBLANK
		...1		IESGENJC	THIS JOB STATEMENT WAS GENERATED BY IKJEFF08
	 1111		*	RESERVED

Constants

Len	Type	Value	Name	Description
Comments				
IKJEFFIE - RETURN CODES FROM IKJEFF10 TO SUBMIT COMMAND				
End of Comments				
4	DECIMAL	0	IECONTIN	COMPLETE PROCESSING CURRENT STATEMENT AND READ THE NEXT
4	DECIMAL	4	IERETURN	PROCESS CURRENT STATEMENT AND RETURN TO EXIT FOR ANOTHER STATEMENT
4	DECIMAL	8	IEMSG	ISSUE MESSAGE IKJ56283I FOR EXIT, THEN REENTER EXIT. EXIT MUST OBTAIN MSG TEXT AREA AND MAY FREE IT WHEN REENTERED.
4	DECIMAL	12	IEPROMPT	ISSUE PROMPT MESSAGE IKJ56280A FOR EXIT AND RETURN THE REPLY TO EXIT. IKJEFF02 MESSAGE ISSUER ROUTINE OBTAINS THE REPLY AREA AND IKJEFF09 WILL FREE IT. IF USER IN NOPROMPT MODE, SUBMIT ISSUES ERROR MESSAGE IKJ56282I AND ABORTS.
4	DECIMAL	16	IEABORT	TERMINATE THE SUBMIT COMMAND. RETURN CODE 8 SHOULD BE USED FIRST TO ISSUE AN ERROR MESSAGE TO THE TSO USER.

EXITLIST

Cross Reference

Name	Hex Offset	Hex Value	Level
ACCTIPT	18		2
ACCTLPT	1C		2
CARDPTR	0		2
EXITLIST	0		1
EXITWORK	14		2
EXMSGPTR	4		2
IEMSGBUF	0		1
IEMSGLN	0		2
IEMSGTXT	2		2
IOPRAND	1		2
IEREPLY	0		1
IEREPLYL	0		2
IERTEXT	2		2
IESCMD	2	10	3
IESCOMNT	3	40	3
IESCONTN	2	01	3
IESDD	2	20	3
IESEXEC	2	40	3
IESGENJC	3	10	3
IESJES	3	80	3
IESJES3	3	20	3
IESJOB	2	80	3
IESNULL	2	08	3
IESOPCON	2	04	3
IESSCON	2	02	3
IESTMTP2	3		2
IESTMYP	2		2
IESUBCTL	0		1
IETAKEEX	0		2
IETCMD	0	10	3
IETCOMNT	0	02	3
IETDD	0	20	3
IETEXEC	0	40	3
IETJES	0	04	3
IETJES3	0	01	3
IETJOB	0	80	3
IETNULL	0	08	3
RESPTR	8		2
SWITSPT	10		2
USERIDPT	C		2

FFIB

Common Name: TSO/E Mapping Macro of SVC 100 Interface
Macro ID: IKJEFFIB
DSECT Name: FIBMAINT, FIBPARMS, CALLPARM, FIBPRFIL
Owning Component: TSO/E Scheduler (28502)
Eye-Catcher ID: None
Offset: N/A
Subpool and Key: Subpool 0 or 1 and key 8
Size: Variable
Created by: SVC 100 calling routine
Pointed to by: FIBMAIN
Serialization: SALLOC lock
Function: Maps the interface to SVC 100.

Data Area Map

Offsets		Type	Len	Name (Dim)	Description
Dec	Hex				
0	(0)	STRUCTURE	4	FIBMAINP FIBHIGH	INDICATES END OF PARAM LIST
		1...			

Constants

Len	Type	Value	Name	Description
Comments				
POSSIBLE VALUES OF FIBID FIELD TO SVC 100				
End of Comments				
2	HEX	0001	FIBSUBMT	INDICATES SUBMIT CMD
2	HEX	0002	FIBCANCL	= CANCEL
2	HEX	0003	FIBOUTPT	= OUTPUT
2	HEX	0004	FIBOPER	= OPERATOR
2	HEX	0005	FIBST	= STATUS
2	HEX	0007	FIBPROFL	= PROFILE
2	HEX	0008	FIBALLOC	= ALLOCATE
Comments				
POSSIBLE VALUES OF REGISTER 15 FROM SVC 100				
End of Comments				
4	DECIMAL	0	FIBOKRC	SUCCESSFUL EXECUTION
4	DECIMAL	80	FIBNOFIB	USER HAS NO FIB ABILITY
4	DECIMAL	84	FIBBADMC	BAD MACRO R.C. IN SVC 100
4	DECIMAL	88	FIBINVCP	BAD INPUT TO SVC 100--BAD INPUT CODE OR PSCB PTR
4	DECIMAL	12	FIBUNSUC	COMMAND IS UNSUCCESSFUL. SVC 100 ISSUED AN ERROR MESSAGE
Comments				
POSSIBLE VALUES OF REG 15 FROM SVC 100 FOR OPERATOR				
End of Comments				

FFIB

Len	Type	Value	Name	Description
4	DECIMAL	4	FIBOPCMD	INVALID COMMAND FOR OPER
4	DECIMAL	8	FIBOPOPD	INVALID OPERAND FOR OPER

FIBCPARM

Common Name: FIB Modules Parameter List
Macro ID: IKJEFFB2
DSECT Name: FIBCPARM
Owning Component: TSO/E Scheduler (28502)
Eye-Catcher ID: None
Offset: N/A
Subpool and Key: Subpool 0 and Key 8
Size: 52 bytes
Created by: IKJEFF76
Pointed to by: Register 1 points to a pointer to the parameter list
Serialization: None
Function: This is a common parameter list which is passed from the foreground-initiated background SVC to FIB modules.

Data Area Map

Offsets					
Dec	Hex	Type	Len	Name (Dim)	Description
0	(0)	STRUCTURE	*	FIBCPARM	COMMON PARAMETER LIST FROM THE SVC
0	(0)	CHARACTER	52	FIBHEADR	FIB HEADER SECTION
0	(0)	SIGNED	2	FIBCLen	LENGTH OF THIS PARAMETER LIST
2	(2)	SIGNED	2	FIBCID	SVC 100'S CALLER'S ID
4	(4)	CHARACTER	7	FIBPSCBU	USERID FROM PSCB
11	(B)	ADDRESS	1	FIBPSCBL	USERID LENGTH FROM PSCB
12	(C)	ADDRESS	4	FIBCPPLC	POINTER TO THE CMD BUFFER
16	(10)	ADDRESS	4	FIBCPPLU	ADDRESS OF THE UPT
20	(14)	ADDRESS	4	FIBCPPLP	POINTER TO THE PSCB
24	(18)	ADDRESS	4	FIBCPPLE	ADDRESS OF THE ECT
28	(1C)	CHARACTER	8	FIBECTCN	COMMAND NAME FROM THE ECT
36	(24)	SIGNED	2	FIBFLAGS	FLAGS
		1...		FIBECTNO	NO OPERAND FLAG FROM THE ECT
38	(26)	SIGNED	2	*	RESERVED
40	(28)	ADDRESS	4	FIBCUSER	POINTER TO USER EXTENSION
44	(2C)	ADDRESS	4	FIBCSAVE	IKJEFF20 WORKAREA
48	(30)	ADDRESS	4	*	RESERVED
52	(34)	CHARACTER	*	FIBCMDBF	COMMAND BUFFER IN KEY 8 CORE

Cross Reference

Name	Hex Offset	Hex Value	Level
FIBCID	2		3
FIBCLen	0		3
FIBCMDBF	34		2
FIBCPARM	0		1
FIBCPPLC	C		3
FIBCPPLE	18		3
FIBCPPLP	14		3
FIBCPPLU	10		3
FIBCSAVE	2C		3
FIBCUSER	28		3
FIBECTCN	1C		3
FIBECTNO	24	80	4
FIBFLAGS	24		3
FIBHEADR	0		2
FIBPSCBL	B		3
FIBPSCBU	4		3

FREESRCH

Common Name: Free Search Record
Macro ID: IKJZT306
DSECT Name: FREESRCH
Owning Component: TSO/E Scheduler (28502)
Eye-Catcher ID: None
Offset: N/A
Subpool and Key:
Size: 129 bytes
Created by:
Pointed to by:
Serialization:
Function: This record contains the RBA for the SEND command processor to use as a starting address in its search for a free record.

Data Area Map

Offsets					
Dec	Hex	Type	Len	Name (Dim)	Description
0	(0)	STRUCTURE	129	FREESRCH	FREE SEARCH RECORD
0	(0)	CHARACTER	1	*	RESERVED
1	(1)	CHARACTER	3	FSEARCH	ADDRESS TO START FREE
4	(4)	CHARACTER	125	*	RESERVED

GFPARMS

PROGRAMMING INTERFACE INFORMATION

GFPARMS

End of PROGRAMMING INTERFACE INFORMATION

GFPARMS

Common Name: TSO/E Parameter List to General Failure Service Routine
Macro ID: IKJEFFGF
DSECT Name: GFPARMS
Owning Component: TSO/E Scheduler (28502)
Eye-Catcher ID: None
Offset: N/A
Subpool and Key: Subpool 0 or 1 and key 1 or 8
Size: 44 bytes
Created by: Caller of IKJEFF19 general failure and VSAMFAIL Service Routine
Pointed to by: Register 1 points to pointer to the parmlist
Serialization: None
Function: This control block describes a PARSE, ABEND, or VSAM macro error code to IKJEFF19 general failure and VSAMFAIL service routine. IKJEFF19 will diagnose the error and issue an appropriate error message or return code, using switches and pointers in GFPARMS to control its operation.

Data Area Map

Offsets						
Dec	Hex	Type	Len	Name (Dim)	Description	
0	(0)	STRUCTURE	44	GFPARMS	<<PARAMETER LIST TO IKJEFF19>>	
0	(0)	ADDRESS	4	GFCBPTR	REQUIRED FOR VSAM ERRORS (POINTER TO ACB IF ID FOR OPEN OR CLOSE, OTHERWISE TO RPL). REQUIRED FOR SSREQ ERROR (PTR TO SSOB). UNUSED FOR OTHER IDS.	
4	(4)	SIGNED	4	GFRCODE	ERROR CODE (FROM REG.15) OR ABEND CODE	
8	(8)	ADDRESS	4	GF02PTR	ADDRESS OF IKJEFF02 MESSAGE ISSUER ROUTINE OR ZERO (IF IKJEFF19 MUST LOAD IKJEFF02)	
12	(C)	SIGNED	2	GFCALLID	ID FOR CALLER'S FAILURE (SEE CONSTANTS FOR POSSIBLE VALUES)	
14	(E)	BITSTRING	1	GFBITS	SWITCHES FOR SPECIAL PROCESSING	
		1...		GFKEYN08	ON IF CALLER NOT IN KEY 0 OR 8 (TELLS IKJEFF19 NEED MODESET BEFORE LOOK AT CPPL OR ISSUE PUTLINE WITH SECOND LEVEL MESSAGE)	
		.1..		GFSUBSYS	ON FOR VSAM IF USED VS2 VSAM/JOB ENTRY SUBSYSTEM INTERFACE (FOR SYSOUT AND SYSIN, NO SYNADAF INFO GIVEN)	
		..1.		GFWTPSW	ON IF ISSUE MESSAGE(S) AS WRITE TO PROGRAMMER, RATHER THAN DEFAULT OF PUTLINE	
		...1 1111		*	RESERVED (MUST ZERO ALL UNUSED FIELDS)	
15	(F)	ADDRESS	1	*	RESERVED	
16	(10)	ADDRESS	4	GFCPPLP	POINTER TO TMP'S CPPL CONTROL BLOCK IF WILL ISSUE TSO PUTLINE OR INSERT TSO COMMAND/SUBCOMMAND NAME IN THE MESSAGE	
20	(14)	ADDRESS	4	GFECBP	OPTIONAL POINTER TO ECB FOR PUTLINE	

GFPARMS

Offsets					
Dec	Hex	Type	Len	Name (Dim)	Description
24	(18)	SIGNED	2	GFDSNLEN	LENGTH OF DATA SET NAME - CALLER MAY SUPPLY DSNAME FOR VSAM ID. DEFAULT IS DDNAME INSERT (ACB -> TIOT).
26	(1A)	SIGNED	2	GFPGMNL	LENGTH OF PROGRAM NAME FOR INSERT INTO FAILURE MESSAGE. REQUIRED IF GFCPPLP=0, OTHERWISE OPTIONAL (COMMAND NAME IS THE DEFAULT).
28	(1C)	ADDRESS	4	GFDSNP	POINTER TO DSNAME (SEE GFDSNLEN)
32	(20)	ADDRESS	4	GFPGMNP	PTR TO PROGRAM NAME (SEE GFPGMNL)
36	(24)	ADDRESS	4	*	RESERVED
40	(28)	ADDRESS	4	*	RESERVED

Constants

Len	Type	Value	Name	Description
<hr/> Comments <hr/>				
POSSIBLE VALUES FOR GFCALLID				
<hr/> End of Comments <hr/>				
2	DECIMAL	1	GFCHECK	VSAM CHECK MACRO ERROR
2	DECIMAL	2	GFCLOSE	VSAM CLOSE MACRO ERROR
2	DECIMAL	3	GFENDREQ	VSAM ENDREQ MACRO ERROR
2	DECIMAL	4	GFERASE	VSAM ERASE MACRO ERROR
2	DECIMAL	5	GFGET	VSAM GET MACRO ERROR
2	DECIMAL	6	GFOPEN	VSAM OPEN MACRO ERROR
2	DECIMAL	7	GFPOINT	VSAM POINT MACRO ERROR
2	DECIMAL	8	GFPUT	VSAM PUT MACRO ERROR
2	DECIMAL	21	GFPARSE	TSO PARSE SERVICE ROUTINE ERROR
2	DECIMAL	22	GFPUTL	TSO PUTLINE SERVICE ROUTINE ERROR
2	DECIMAL	31	GFABEND	ISSUE ABEND MESSAGE
2	DECIMAL	32	GFSSREQ	SUBSYSTEM INTERFACE REQUEST ERROR

Cross Reference

Name	Hex Offset	Hex Value	Level
GFBITS	E		2
GFCALLID	C		2
GFCBPTR	0		2
GFCPPLP	10		2
GFDSNLEN	18		2
GFDSNP	1C		2
GFECBP	14		2
GFKEYN08	E	80	3
GFPARMS	0		1
GFPGMNL	1A		2
GFPGMNP	20		2
GFRCODE	4		2
GFSUBSYS	E	40	3
GFWTSPW	E	20	3
GF02PTR	8		2

GTPB

PROGRAMMING INTERFACE INFORMATION

GTPB

End of PROGRAMMING INTERFACE INFORMATION

GTPB

Common Name: Getline Parameter Block
Macro ID: IKJGTPB
DSECT Name: GTPB
Owning Component: TSO/E Scheduler (28502)
Eye-Catcher ID: None
Offset: N/A
Subpool and Key: Subpool 0 or 1 and Key 8
Size: 8 bytes
Created by: Caller of getline service routine
Pointed to by: The parameter list (IKJIOPL) passed from the invoker to getline.
Serialization: None
Function: Getline uses GTPB for control as well as returning information.

Data Area Map

Offsets		Type	Len	Name (Dim)	Description
Dec	Hex				
0	(0)	STRUCTURE	8	GTPB	

Comments

THE GETLINE PARAMETER BLOCK (GTPB) IS POINTED TO BY THE PARAMETER LIST PASSED FROM THE INVOKER TO GETLINE. GETLINE USES IT FOR CONTROL AS WELL AS RETURNING INFORMATION

End of Comments

0	(0)	CHARACTER	4	*	INTERNAL GETLINE USAGE
4	(4)	ADDRESS	4	GTPBIBUF	ADDR OF OBTAINED INPUT LINE

IKJADFMT

PROGRAMMING INTERFACE INFORMATION

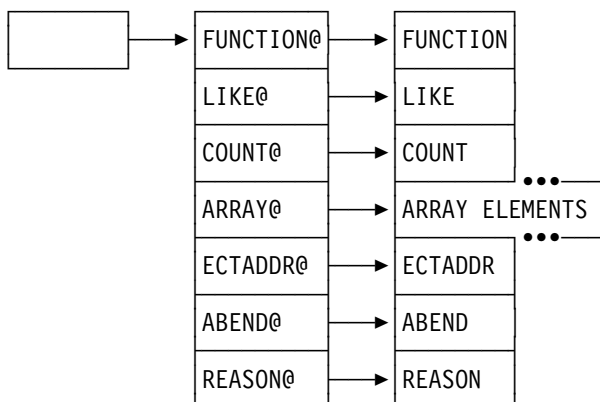
IKJADFMT

End of PROGRAMMING INTERFACE INFORMATION

IKJADFMT

Common Name: Mapping for the IKJADTAB Parameter List
Macro ID: IKJADFMT
DSECT Name: IKJADFMT
Owning Component: 28502 (TSO/E Scheduler)
Eye-Catcher ID: None
Offset: N/A
Subpool and Key: Subpool 0 and key 8
Size: Variable
Created by: Caller of IKJADTAB
Pointed to by: Register 1 on entry to IKJADTAB
Serialization: None
Function: IKJADFMT is the mapping macro for the standard parameter list passed to IKJADTAB via register 1.

Register 1



Data Area Map

Offsets		Type	Len	Name (Dim)	Description
Dec	Hex				
0	(0)	STRUCTURE	32	IKJADFMT_PLIST	
0	(0)	ADDRESS	4	ADTAB_FUNCTION@	Pointer to FUNCTION data
4	(4)	ADDRESS	4	ADTAB_LIKE@	Pointer to LIKE data
8	(8)	ADDRESS	4	ADTAB_LOADLIB@	Pointer to LOADLIB data
12	(C)	ADDRESS	4	ADTAB_COUNT@	Pointer to COUNT data
16	(10)	ADDRESS	4	ADTAB_ARRAY@	Pointer to ARRAY data
		1...		ADTAB_ARRAY@_HIBIT	End of list
20	(14)	ADDRESS	4	ADTAB_ECTADDR@	Pointer to ECTADDR data
		1...		ADTAB_ECTADDR@_HIBIT	End of list
24	(18)	ADDRESS	4	ADTAB_ABEND@	Pointer to ABEND data
		1...		ADTAB_ABEND@_HIBIT	End of list
28	(1C)	ADDRESS	4	ADTAB_REASON@	Pointer to REASON data
		1...		ADTAB_REASON@_HIBIT	End of list

IKJADFMT

Cross Reference

Name	Hex Offset	Hex Value	Level
ADTAB_ABEND@	18		2
ADTAB_ABEND@_HIBIT	18	80	3
ADTAB_ARRAY@	10		2
ADTAB_ARRAY@_HIBIT	10	80	3
ADTAB_COUNT@	C		2
ADTAB_ECTADDR@	14		2
ADTAB_ECTADDR@_HIBIT	14	80	3
ADTAB_FUNCTION@	0		2
ADTAB_LIKE@	4		2
ADTAB_LOADLIB@	8		2
ADTAB_REASON@	1C		2
ADTAB_REASON@_HIBIT	1C	80	3
IKJADFMT_PLIST	0		1

IKJCAFRP

Common Name: Parameter List for the CLIST Attention Facility Recovery Routine
Macro ID: IKJCAFRP
DSECT Name: CAFRPARM_MAPPING_MACRO
Owning Component: TSO/E Scheduler (28502)
Eye-Catcher ID: CAFRPARM
Offset: Offset 0 and length 8
Subpool and Key: Same as invoker of IKJCAF
Size: 80 bytes
Created by: IKJCAF
Pointed to by: PARAM option of the ESTAE macro
Serialization: None
Function: IKJCAFRP maps all the parameters and variables that are used for communications between the CLIST attention facility (IKJCAF) and the CLIST attention facility recovery routine (IKJCAFR).

Data Area Map

Offsets						
Dec	Hex	Type	Len	Name (Dim)	Description	
0	(0)	STRUCTURE	80	CAFRPARM_MAPPING_MACRO		
0	(0)	CHARACTER	8	CAFRPARM_ID	IDENTIFIER 'CAFRPARM' - USE CAFRPARM_CONSTANT WHEN DECLARING THIS VARIABLE	
8	(8)	UNSIGNED	1	CAFRPARM_VERSION_NUMBER	VERSION NUMBER - USE CAFRPARM_VERSION_NUM_CONSTANT WHEN DECLARING THIS VARIABLE	
9	(9)	BITSTRING	3	CAFRPARM_RES01	RESERVED	
12	(C)	CHARACTER	4	CAFRPARM_RES02	RESERVED	

Comments

DECLARATIONS FOR RECOVERY PARAMETERS PASSED FROM IKJCAF

End of Comments

16	(10)	CHARACTER	64	CAFRPARM_PARM_LIST_FOR_IKJCAFR	PARAMETER LIST THAT IS PASSED TO IKJCAFR WHEN IKJCAF ABENDS	
16	(10)	CHARACTER	16	CAFRPARM_MODULE_LEVEL_FOR_SDWA	MODULE LEVEL FOR SDWAMLVL FIELD	
32	(20)	ADDRESS	4	CAFRPARM_ADDR_OF_CAF_PARM_LIST	ADDRESS OF PARAMETERS THAT WERE PASSED TO IKJCAF	
36	(24)	SIGNED	4	CAFRPARM_FOOT_PRINT	FOOT PRINT TO INDICATE TO IKJCAFR WHERE IKJCAF WAS PROCESSING - USE FOOTPRINT CONSTANTS DECLARED WITHIN THIS MAPPING MACRO WHEN SETTING THIS VARIABLE	
40	(28)	ADDRESS	4	CAFRPARM_RETRY_ADDR_IN_IKJCAF	IN CASE OF AN ABEND, CONTROL WILL PASS TO THIS ADDRESS FROM IKJCAF	
44	(2C)	CHARACTER	4	CAFRPARM_SDWAABCC_FIELD	ABEND COMPLETION FIELD FROM IKJCAFR SDWA	
48	(30)	SIGNED	4	CAFRPARM_ABEND_REASON_CODE		

IKJCAFRP

Offsets		Type	Len	Name (Dim)	Description
Dec	Hex				
52	(34)	CHARACTER	28	CAFRPARAM_STORAGE_FOR_IKJCAFR	REASON CODE PASSED BACK FROM IKJCAFR
52	(34)	ADDRESS	4	CAFRPARAM_VRA_FIELD_IN_SDWAVRA	USED TO KEEP TRACK OF UNUSED SDWAVRA STORAGE AREA
56	(38)	CHARACTER	4	CAFRPARAM_BITS_FOR_RECOVERY	THIS BIT INDICATES THAT THE CALLER OF CAF ISSUED STAX IGNORE
		1...		CAFRPARAM_DID_CALLER_ISSUE_STAX	
		.1..		CAFRPARAM_WAS_SDUMP_SUCCESSFUL	
		..1.		CAFRPARAM_BAD_USER_PARAMETERS	
		...1		CAFRPARAM_ARE_USER_PARM_VERIFIED	THIS BIT IS SET BY IKJCAFR TO INDICATE THAT THE USER PARAMETER LIST CAUSED THE ABEND DURING PARAMETER VERIFICATION
	 1..		CAFRPARAM_APF_AUTHORIZED_ONLY	THIS BIT IS ON WHEN IKJCAFR DETECTS THAT THE USER PARAMETER LIST WAS NEVER VERIFIED
	111		CAFRPARAM_RESERV01	RESERVE
57	(39)	BITSTRING	3	CAFRPARAM_RESERV02	RESERVE
60	(3C)	ADDRESS	4	CAFRPARAM_SDUMP_DYNAMIC_AREA	ADDRESS OF SDUMP DYNAMIC AREA
64	(40)	ADDRESS	4	CAFRPARAM_WORKAREA_FOR_MODESET	TEMPORARY WORKAREA FOR MODESET
68	(44)	UNSIGNED	1	CAFRPARAM_SAVE_PSW_KEY	USED TO SAVE THE CURRENT PSW KEY SO IKJCAFR CAN RETURN TO ITS ORIGINAL KEY
69	(45)	UNSIGNED	3	CAFRPARAM_RES06	RESERVED
72	(48)	SIGNED	4	CAFRPARAM_RES07	RESERVED
76	(4C)	SIGNED	4	CAFRPARAM_RES08	RESERVED
80	(50)	CHARACTER		CAFRPARAM_END	ASSURE WORK AREA ENDS ON A DOUBLE WORD BOUNDARY. ANY ADDITIONS TO WORK AREA SHOULD BE PUT BEFORE CAFEND

Constants

Len	Type	Value	Name	Description
Comments				
THE FOLLOWING FIELDS ARE CONSTANTS THAT ARE USED BY IKJCAF FOR INITIALIZATION OF THE CAFRPARAM PARAMETER LIST				
End of Comments				
8	CHARACTER	CAFRPARAM	CAFRPARAM_CONSTANT	CAFRPARAM ACRONYM CONSTANT
1	DECIMAL	1	CAFRPARAM_VERSION_NUM_CONSTANT	CAFRPARAM VERSION NUMBER

Len	Type	Value	Name	Description
Comments				
DECLARATIONS OF FOOTPRINT CONSTANTS N O T E - FOOTPRINT CONSTANTS MUST CORRESPOND TO THE ORDER OF EXECUTION WITHIN THE CLIST ATTENTION FACILITY MODULE (IKJCAF). IKJCAFR RECOVERY ROUTINE USES THIS ASSOCIATION TO DETERMINE WHICH RANGE OF EVENTS HAVE OCCURRED. ANY ADDITIONS TO FOOTPRINT CONSTANTS MUST FOLLOW THIS CONVENTION. (I.E. IF IKJCAFR WAS CHECKING TO SEE IF IKJCAF WAS VERIFYING USER PARAMETERS, IKJCAFR WOULD FIND THE FOOTPRINT GREATER THAN OR EQUAL TO 100 AND LESS THAN 200).				
End of Comments				
4	DECIMAL	100	CAFRPARAM_START_VERIFYING_PARMS	USED BY FOOT PRINT TO INDICATE THE START OF THE VERIFICATION OF USER PARAMETERS
4	DECIMAL	200	CAFRPARAM_END_VERIFYING_PARMS	USED BY FOOT PRINT TO INDICATE THE END OF THE VERIFICATION OF USER PARAMETERS
4	DECIMAL	300	CAFRPARAM_ATTNS_ARE_IGNORED	USED IN FOOTPRINT TO INDICATE STAX IGNORE=YES COMPLETED SUCCESSFULLY
4	DECIMAL	400	CAFRPARAM_PUTGET_COMPLETED	USED IN FOOTPRINT TO INDICATE PUTGET COMPLETED SUCCESSFULLY
4	DECIMAL	500	CAFRPARAM_ATTN_ARE_REESTABLISHED	USED BY FOOTPRINT TO INDICATE CAF COMPLETED SUCCESSFULLY
4	DECIMAL	1000	CAFRPARAM_RETRY_ATTEMPTED	USED TO CHECK IF AN ABEND OCCURRED AND IF IKJCAFR IS ATTEMPTING RETRY
Comments				
DECLARATIONS OF USER ABEND CODES IN IKJCAF				
End of Comments				
4	DECIMAL	600	CAFRPARAM_STAX_ABEND_CODE	ABEND CODE FOR STAX
4	DECIMAL	601	CAFRPARAM_STACK_ABEND_CODE	ABEND CODE FOR STACK
4	DECIMAL	602	CAFRPARAM_PUTGET_ABEND_CODE	ABEND CODE FOR PUTGET

IKJCAFRP

Cross Reference

Name	Hex Offset	Hex Value	Level
CAFRPARAM_ABEND_REASON_CODE	30		3
CAFRPARAM_ADDR_OF_CAF_PARM_LIST	20		3
CAFRPARAM_APF_AUTHORIZED_ONLY	38	08	5
CAFRPARAM_ARE_USER_PARM_VERIFIED	38	10	5
CAFRPARAM_BAD_USER_PARAMETERS	38	20	5
CAFRPARAM_BITS_FOR_RECOVERY	38		4
CAFRPARAM_DID_CALLER_ISSUE_STAX	38	80	5
CAFRPARAM_END	50		3
CAFRPARAM_FOOT_PRINT	24		3
CAFRPARAM_ID	0		2
CAFRPARAM_MAPPING_MACRO	0		1
CAFRPARAM_MODULE_LEVEL_FOR_SDWA	10		3
CAFRPARAM_PARM_LIST_FOR_IKJCAFR	10		2
CAFRPARAM_RESERV01	38	04	5
CAFRPARAM_RESERV02	39		5
CAFRPARAM_RES01	9		2
CAFRPARAM_RES02	C		2
CAFRPARAM_RES06	45		4
CAFRPARAM_RES07	48		4
CAFRPARAM_RES08	4C		4
CAFRPARAM_RETRY_ADDR_IN_IKJCAF	28		3
CAFRPARAM_SAVE_PSW_KEY	44		4
CAFRPARAM_SDUMP_DYNAMIC_AREA	3C		4
CAFRPARAM_SDWAABCC_FIELD	2C		3
CAFRPARAM_STORAGE_FOR_IKJCAFR	34		3
CAFRPARAM_VERSION_NUMBER	8		2
CAFRPARAM_VRA_FIELD_IN_SDWAVRA	34		4
CAFRPARAM_WAS_SDUMP_SUCCESSFUL	38	40	5
CAFRPARAM_WORKAREA_FOR_MMODESET			4

IKJCNCCB

PROGRAMMING INTERFACE INFORMATION

IKJCNCCB

Only the following fields are part of the programming interface:

- CONSOLE_CNCCB
- CONSOLE_ID
- CONSOLE_VERSION
- CONSOLE_LENGTH
- CONSOLE_CONSID
- CONSOLE_NAME
- CONSOLE_PROFILE
- CONSOLE_CART
- CONSOLE_SOLSIZE
- CONSOLE_UNSSIZE
- CONSOLE_PROFILE_FLAGS
- CONSOLE_SDISPLAY
- CONSOLE_UDISPLAY
- CONSOLE_PROFILE_EXIT_AREA
- CONSOLE_GWMSG_PTR
- CONSOLE_MFORM
- CONSOLE_DISP_SYSNAME
- CONSOLE_DISP_TIME
- CONSOLE_DISP_JOBNAME
- CONSOLE_EXCLUDE_SNMJB

End of PROGRAMMING INTERFACE INFORMATION

IKJCNCCB

Common Name: CONSOLE Command Control Block
Macro ID: IKJCNCCB
DSECT Name: CONSOLE
 ACRONYM: CNCCB
Owning Component: 28502
Eye-Catcher ID: CONSOLE
 Offset: 0
 Length: 8
Storage Attributes: Subpool: 230
 Key: 1
 Residency: Above 16MB line
Size: See listing
Created by: IKJEFT01
Pointed to by: LWACNCCB field of the LWA
Serialization: None
Function: This control block contains information pertinent to the operation of the CONSOLE command and its related functions.

Data Area Map

Offsets		Type	Len	Name (Dim)	Description
Dec	Hex				
0	(0)	STRUCTURE	132	CONSOLE	
0	(0)	CHARACTER	132	CONSOLE_CNCCB	CNCCB Control Block

IKJCNCCB

Offsets					
Dec	Hex	Type	Len	Name (Dim)	Description
0	(0)	CHARACTER	8	CONSOLE_ID	CNCCB identifier 'CONSOLE '
8	(8)	SIGNED	2	CONSOLE_VERSION	CNCCB Version Number
10	(A)	SIGNED	2	CONSOLE_LENGTH	CNCCB Length
12	(C)	SIGNED	4	CONSOLE_CONSID	User's MCS console id or zero if user is not an active console
16	(10)	CHARACTER	8	CONSOLE_NAME	The name of the CONSOLE session used by MCS
24	(18)	CHARACTER	24	CONSOLE_PROFILE	
24	(18)	CHARACTER	8	CONSOLE_CART	Command and response token
32	(20)	SIGNED	4	CONSOLE_SOLSIZE	Size of solicited message table
36	(24)	SIGNED	4	CONSOLE_UNSSIZE	Size of unsolicited message table
40	(28)	BITSTRING	4	CONSOLE_PROFILE_FLAGS	
		1...		CONSOLE_SDISPLAY	Solicited messages are to be TPUT to the user's screen if on. Otherwise, the message is not displayed at the user's terminal
		.1..		CONSOLE_UDISPLAY	Unsolicited messages are to be TPUT to the user's screen if on. Otherwise, the message is not displayed at the user's terminal
44	(2C)	ADDRESS	4	CONSOLE_PROFILE_EXIT_AREA	Reserved for exits
48	(30)	ADDRESS	4	CONSOLE_GWMSG_PTR	Address of GETMSG/WAITMSG Rtn
52	(34)	ADDRESS	4	CONSOLE_MFORM	Current MFORM settings (used when displaying messages)
		1...		CONSOLE_DISP_SYSNAME	MFORM indicating that system name should be displayed with message
		.1..		CONSOLE_DISP_TIME	MFORM indicating that time stamp should be displayed with message
		..1.		CONSOLE_DISP_JOBNAME	MFORM indicating that job name should be displayed with message
		...1		CONSOLE_EXCLUDE_SNMJB	MFORM indicating that system name and job name should not be displayed with the message
56	(38)	BITSTRING	4	CONSOLE_FTPTFLAGS	Footprint flags
		1...		CONSOLE_AUTHTASK_CHECKING_EXITS	Task determining which exit to invoke
		.1..		CONSOLE_AUTHTASK_DISP_MSG	Message display routine processing
		..1.		CONSOLE_AUTHTASK_CACHING_MSG	Task caching a message
		...1		CONSOLE_AUTHTASK_SELECTING_MSG	Task selecting message to display
	 1...		CONSOLE_AUTHTASK_FORMATTING_MDB	Processing for formatting MDB's
	1..		CONSOLE_AUTHTASK_POST_GETMSGS	Post all waiting GETMSGS
	1.		CONSOLE_AUTHTASK_POST_TO_TERM	Post pending ECB's for termination
	1		CONSOLE_AUTHTASK_EXAMINE_MCSCSA	Task examining the MCS status area
		1...		CONSOLE_AUTHTASK_EXIT_MSG	Exit requested to issue message
		.1..		CONSOLE_AUTHTASK_TRANSLATING	Processing for message translation

Offsets						
Dec	Hex	Type	Len	Name (Dim)	Description	
60	(3C)	CHARACTER	32	CONSOLE_AUTHTASK_DATA	Notify Task Data Area	
60	(3C)	SIGNED	4	CONSOLE_SRESUME	Resume % for Solicited message table.	
64	(40)	SIGNED	4	CONSOLE_URESUME	Resume % for Unsolicited message table.	
68	(44)	SIGNED	4	CONSOLE_AUTHTASK_END_CODE	Deactivation reason code set by notify task when it requests deactivation	
72	(48)	CHARACTER	4	CONSOLE_AUTHTASK_ABEND_CODE	The abend code filled in when abend occurs during processing (Prefixed by 'S' or 'U' indicating abend type)	
76	(4C)	SIGNED	4	CONSOLE_AUTHTASK_ABEND_REASON	Abend reason code filled in when abend occurs during processing	
80	(50)	SIGNED	4	CONSOLE_AUTHTASK_MCS_RC	Return code from MCS requesting deactivation. Filled in when unexpected return code received from MCS	
84	(54)	CHARACTER	8	CONSOLE_AUTHTASK_ENDING_EXIT	Name of exit requesting deactivation or abending exit.	
92	(5C)	CHARACTER	4	CONSOLE_ASR_STATUS	The word the authorized service routine uses to see. If requests can be satisfied. It is serialized upon by the CS instruction.	
92	(5C)	BITSTRING	2	CONSOLE_ASR_FLAGS	Processing Indicators	
		1... ..		CONSOLE_DEACT_IN_PROGRESS	1 - If a DEACTIVATION request is executing or waiting to execute. All other work is turned away.	
92	(5C)	BITSTRING	1	*	Always zero	
94	(5E)	SIGNED	2	CONSOLE_NUMBER_OF_REQUESTS	Number of requests being processed	
96	(60)	BITSTRING	4	CONSOLE_PROCESSING_FLAGS	Processing indicators	
		1... ..		CONSOLE_END_CONSOLE_TASK	1 - If the task should terminate	
		.1.. ..		CONSOLE_AUTHTASK_ACTIVE	1 - The task has completed initialization	
		..1.		CONSOLE_AUTHTASK_ABEND	1 - The task has abended Processing ends.	
		...1		CONSOLE_SDISP_RESUME	1 - Exit requested that messages be displayed until table reaches percent capacity specified in CONSOLE_SRESUME.	
	 1...		CONSOLE_UDISP_RESUME	1 - Exit requested that messages be displayed until table reaches percent capacity specified in CONSOLE_URESUME.	
	1..		CONSOLE_DEFAULT_CONSPROF_USED	1 - If a default CONSOLE profile was built for the user	
100	(64)	CHARACTER	8	CONSOLE_MCSCSA	Address of the MCSCSA	
100	(64)	SIGNED	4	CONSOLE_MCSCSA_ADDRESS	Address of the MCSCSA DATA AREA	
104	(68)	SIGNED	4	CONSOLE_MCSCSA_ACCREG	Access register of data space containing the MCSCSA	
108	(6C)	ADDRESS	4	* (6)	Reserved	

IKJCNCCB

Cross Reference

Name	Hex Offset	Hex Value	Name	Hex Offset	Hex Value
CONSOLE	0		CONSOLE_ID	30	
CONSOLE_ASR_FLAGS			CONSOLE_LENGTH	0	
CONSOLE_ASR_STATUS	5C		CONSOLE_MCSCSA	A	
CONSOLE_AUTHTASK_ABEND	5C		CONSOLE_MCSCSA_ACCREG	64	
CONSOLE_AUTHTASK_ABEND_CODE	60	20	CONSOLE_MCSCSA_ADDRESS	68	
CONSOLE_AUTHTASK_ABEND_REASON	48		CONSOLE_MFORM	64	
CONSOLE_AUTHTASK_ACTIVE	4C		CONSOLE_NAME	34	
CONSOLE_AUTHTASK_CACHING_MSG	60	40	CONSOLE_NUMBER_OF_REQUESTS	10	
CONSOLE_AUTHTASK_CHECKING_EXITS	38	20	CONSOLE_PROCESSING_FLAGS	5E	
CONSOLE_AUTHTASK_DATA	38	80	CONSOLE_PROFILE	60	
CONSOLE_AUTHTASK_DISP_MSG	3C		CONSOLE_PROFILE_EXIT_AREA	18	
CONSOLE_AUTHTASK_END_CODE	38	40	CONSOLE_PROFILE_FLAGS	2C	
CONSOLE_AUTHTASK_ENDING_EXIT	44		CONSOLE_SDISP_RESUME	28	
CONSOLE_AUTHTASK_EXAMINE_MCSCSA	54		CONSOLE_SDISPLAY	60	10
CONSOLE_AUTHTASK_EXIT_MSG	38	01	CONSOLE_SOLSIZE	28	80
CONSOLE_AUTHTASK_FORMATTING_MDB	39	80	CONSOLE_SRESUME	20	
CONSOLE_AUTHTASK_MCS_RC	38	08	CONSOLE_UDISP_RESUME	3C	
CONSOLE_AUTHTASK_POST_GETMSGS	50		CONSOLE_UDISPLAY	60	08
CONSOLE_AUTHTASK_POST_TO_TERM	38	04	CONSOLE_UNSSIZE	28	40
CONSOLE_AUTHTASK_SELECTING_MSG	38	02	CONSOLE_URESUME	24	
CONSOLE_AUTHTASK_TRANSLATING	38	10	CONSOLE_VERSION	40	
CONSOLE_CART	39	40		8	
CONSOLE_CNCCB	18				
CONSOLE_CONSID	0				
CONSOLE_DEACT_IN_PROGRESS	C				
CONSOLE_DEFAULT_CONSPROF_USED	5C	80			
CONSOLE_DISP_JOBNAME	60	04			
CONSOLE_DISP_SYSNAME	34	20			
CONSOLE_DISP_TIME	34	80			
CONSOLE_END_CONSOLE_TASK	34	40			
CONSOLE_EXCLUDE_SNMJB	60	80			
CONSOLE_FTPFLAGS	34	10			
CONSOLE_GWMSG_PTR	38				

IKJCNMCB

PROGRAMMING INTERFACE INFORMATION

IKJCNMCB

End of PROGRAMMING INTERFACE INFORMATION

IKJCNMCB

Common Name: Message Control Block
Macro ID: IKJCNMCB
DSECT Name: IKJCNMCB
 ACRONYM: CNMCB
Owning Component: 28502
Eye-Catcher ID: IKJCNMCB
 Offset: 0
 Length: 8
Storage Attributes: Subpool: 78
 Key: 8
 Residency: Above 16MB line
Size: Variable
Created by: GETMSG Service Routine
Pointed to by: GWPL_MSG_PTR of GWPL parameter list
Serialization: None
Function: This control block serves as a prefix area for MDBs (Message Data Blocks).

Data Area Map

Offsets		Type	Len	Name (Dim)	Description
Dec	Hex				
0	(0)	STRUCTURE	*	CNMCB	CONSOLE Message Control Block
0	(0)	CHARACTER	16	CNMCB_PREFIX	
0	(0)	CHARACTER	8	CNMCB_ID	CNMCB identifier 'IKJCNMCB'
8	(8)	SIGNED	2	CNMCB_VERS	CNMCB version number
10	(A)	SIGNED	2	CNMCB_LEN	CNMCB length
12	(C)	ADDRESS	4	CNMCB_NEXT_MCB	Pointer to the next MCB if one exists
16	(10)	CHARACTER	*	CNMCB_MDB_AREA	Variable length of MDB

IKJEESCB

:

PROGRAMMING INTERFACE INFORMATION

IKJEESCB

End of PROGRAMMING INTERFACE INFORMATION

IKJEESCB

Common Name: SEND PARMLIB Control Block
Macro ID: IKJEESCB
DSECT Name: IKJEESCB
Owning Component: TSO/E Scheduler (28502)
Eye-Catcher ID: IKJEESCB
 Offset: 0
 Length: 8
Storage Attributes: Subpool: 241
 Key: 0
 Residency: above 16M
Size: 104 bytes
Created by: IKJEESPR
Pointed to by: CWAPTR
Serialization: none
Function: IKJEESCB defines the SEND PARMLIB Support Control Block.

Data Area Map

Offsets					
Dec	Hex	Type	Len	Name (Dim)	Description
0	(0)	STRUCTURE	104	IKJEESCB	
0	(0)	CHARACTER	8	EESCB_IDENTIFIER	Identifier 'IKJEESCB'
8	(8)	CHARACTER	1	EESCB_VERSION	Identifier Version
9	(9)	CHARACTER	1	EESCB_RESERVED1	Reserved
10	(A)	SIGNED	2	EESCB_LENGTH	Length of control block
12	(C)	CHARACTER	92	EESCB_PARMS	
12	(C)	CHARACTER	4	EESCB_FLAGS_1	SEND flags
		1...		EESCB_OPERSSEND	Flag to indicate the status of OPERATOR SEND. 0 - OPERATOR SEND is inactive 1 - OPERATOR SEND is active (OPERATOR SEND only, USER SEND is unaffected)
		.1..		EESCB_USERSSEND	Flag to indicate the status of USER SEND. 0 - USER SEND is inactive 1 - USER SEND is active (USER SEND only, OPERATOR SEND is unaffected)
		..1.		EESCB_SAVE	Flag to indicate if messages can be saved. 0 - Messages can not be saved 1 - Messages can be saved
		...1		EESCB_CHKPROD	Flag to indicate if the SYS1.BROADCAST data set should be searched. 0 - Search the user log data set only 1 - Search the user log data set and the SYS1.BROADCAST data set
	 1...		EESCB_USEPROD	Flag to indicate if mail to should be stored in the SYS1.BROADCAST data set if the user has no individual mail log 0 - Do not use SYS1.BROADCAST 1 - Use SYS1.BROADCAST

IKJEESCB

Offsets		Type	Len	Name (Dim)	Description
Dec	Hex				
	1..		EESCB_MSGPROTECT	Flag to indicate if individual mail log should be protected from the user and whether mail should be displayed depending on the user's security level. 0 - Do not protect the individual mail log. 1 - Protect the individual mail log and the mail in the mail log.
	1.		EESCB_SYSPLEXSHR	flag to indicate whether the broadcast data set is shared only by those systems in the sysplex. 0 - It is not shared exclusively by the systems in the sysplex. 1 - The broadcast data set is shared only by systems in the sysplex. LISTBC can bypass I/O on the broadcast data set.
	1		EESCB_SYSPLEXSHR_XCF	flag to indicate whether the EESCB_SYSPLEXSHR flag was set as a result of a parmlib update on another system in the XCF group. 0 - It was updated by a parmlib update on this system 1 - It was updated because a PARMLIB update was issued on another system in the XCF group.
13	(D)	1...		EESCB_OPERSEWAIT	Flag to indicate whether OPERATOR SEND should wait for message buffers. 0 - Don't wait for buffers. 1 - Wait for buffers.
		.1..		EESCB_SYSPLEXSHR_INI	flag to indicate whether the broadcast data set is shared only by those systems in the sysplex. Set from the SYSPLEXSHR parameter of the SEND statement See EESCB_SYSPLEXSHR for the flag.
16	(10)	CHARACTER	52	EESCB_LOGNAME	User log
16	(10)	CHARACTER	44	EESCB_DATASET	User log data set name
60	(3C)	CHARACTER	8	EESCB_MEMBER	Data set member name
68	(44)	CHARACTER	8	EESCB_DATE_AND_TIME	Date/Time of last update
68	(44)	UNSIGNED	4	EESCB_DATE	Date of last update
72	(48)	UNSIGNED	4	EESCB_TIME	Date of last update (GMT)
76	(4C)	CHARACTER	6	EESCB_USERLOG_SIZE	User Log size
76	(4C)	SIGNED	2	EESCB_PRI_NUM	Primary space amount
78	(4E)	SIGNED	2	EESCB_SEC_NUM	Secondary space amount
80	(50)	SIGNED	2	EESCB_DIR_NUM	Number of directory blocks
82	(52)	CHARACTER	2	*	Reserved
84	(54)	CHARACTER	8	EESCB_SYSNAME	Name of the system that updated the EESCB_SYSPLEXSHR flag via XCF path
92	(5C)	CHARACTER	12	EESCB_RESERVED2	Reserved
104	(68)	CHARACTER	*	*	End on a double word

Constants

Len	Type	Value	Name	Description
8	CHARACTER	IKJEESCB	EESCB_NAME	Identifier
1	HEX	02	EESCB_LEVEL	Version ID

Cross Reference

Name	Hex Offset	Hex Value	Level	Name	Hex Offset	Hex Value	Level
EESCB_CHKBRD	C	10	4	EESCB_PRI_NUM	4C		4
EESCB_DATASET	10		4	EESCB_RESERVED1	9		2
EESCB_DATE	44		4	EESCB_RESERVED2	5C		3
EESCB_DATE_AND_TIME	44		3	EESCB_SAVE	C	20	4
EESCB_DIR_NUM	50		4	EESCB_SEC_NUM	4E		4
EESCB_FLAGS_1	C		3	EESCB_SYSNAME	54		3
EESCB_IDENTIFIER	0		2	EESCB_SYSPLEXSHR	C	02	4
EESCB_LENGTH	A		2	EESCB_SYSPLEXSHR_INI	D	40	4
EESCB_LOGNAME	10		3	EESCB_SYSPLEXSHR_XCF	C	01	4
EESCB_MEMBER	3C		4	EESCB_TIME	48		4
EESCB_MSGPROTECT	C	04	4	EESCB_USEBRD	C	08	4
EESCB_OPERSEND	C	80	4	EESCB_USERLOG_SIZE	4C		3
EESCB_OPERSEWAIT	D	80	4	EESCB_USERSEND	C	40	4
EESCB_PARMS	C		2	EESCB_VERSION	8		2

Name	Hex Offset	Hex Value	Level
IKJEESCB	0		1

IKJEFFPT

Common Name: JOBNAME/JOBID Parameter List for TSO/E CANCEL/STATUS modules
Macro ID: IKJEFFPT
DSECT Name: PARMLIST, JOBLIST, SWITCHES
Owning Component: TSO/E Scheduler (28502)
Eye-Catcher ID: None
Offset: N/A
Subpool and Key: Subpool 0 and Key 8
Size: PARMLIST - 20 bytes
 JOBLIST - 9 bytes
 SWITCHES - 8 bytes
Created by: IKJEFF50
Pointed to by: CSPLPTR
Serialization: None
Function: This parameter list is used by the CANCEL/STATUS command processors and contains job information.

Data Area Map

Offsets					
Dec	Hex	Type	Len	Name (Dim)	Description
0	(0)	STRUCTURE	20	PARMLIST	CANCEL/STATUS JOB PARMLIST
0	(0)	ADDRESS	4	JOBLISTP	PTR TO TABLE OF JOB NAMES/JOBIDS
4	(4)	ADDRESS	4	NUMJOBSP	PTR TO NUMBER ENTRIES IN TABLE
8	(8)	ADDRESS	4	SWITPTR	PTR TO CANCEL/STATUS SWITCHES
12	(C)	ADDRESS	4	MSGRTNPT	PTR TO IKJEFF02 MESSAGE RTN
16	(10)	ADDRESS	4	MSGPTR	PTR TO PARM LIST FOR MSG RTN
		1...		PTHIGH	END OF PARMLIST - BIT ON FOR STANDARD LINKAGE

Comments

JOBLISTP POINTS TO JOBLIST

End of Comments

Offsets					
Dec	Hex	Type	Len	Name (Dim)	Description
0	(0)	STRUCTURE	9	JOBLIST (*)	TABLE ARRAY FOR JOB NAMES, JOBIDS - PUT USERID AND LENGTH HERE IF STATUS WITH NO OPERANDS
0	(0)	CHARACTER	1	LEN1	SEE DCLS FOR CONSTANTS FOR THE POSSIBLE VALUES OF THIS FIELD FOR CANCEL OR STATUS W/ OPERANDS
1	(1)	CHARACTER	8	JOBNMID	EITHER JOBNAME OR JOBID OR USERID -JOBID MUST FOLLOW JOBNAME ENTRY

Comments

PARMLIST POINTS TO SWITCHES FOR CANCEL/STATUS COMMAND

End of Comments

IKJEFFPT

Offsets		Type	Len	Name (Dim)	Description
Dec	Hex				
0	(0)	STRUCTURE	1	SWITCHES	SWITCHES INTERNAL TO CANCEL/ST
		1...		CANCEL SW	- CANCEL COMMAND
		.1...		STATUS SW	- STATUS COMMAND, WITH OPERAND
		..1.		STATAUTO	- STATUS COMMAND, WITHOUT OPRNDS
		...1		JOBID SW	- INDICATE JOBID CURRENT ENTRY
	 1...		QUIT	- INDICATE ERROR FOUND IN MODULE
	1..		PTPURGSW	- INDICATE PURGE KEYWORD SPECIFIED ON CANCEL COMMAND. CANCEL COMMAND WILL PURGE EACH JOB'S OUTPUT IF THE JOB HAS ALREADY BEEN EXECUTED AND PURGE IS SPECIFIED.
	11		*	- RESERVED FOR FUTURE USE

Constants

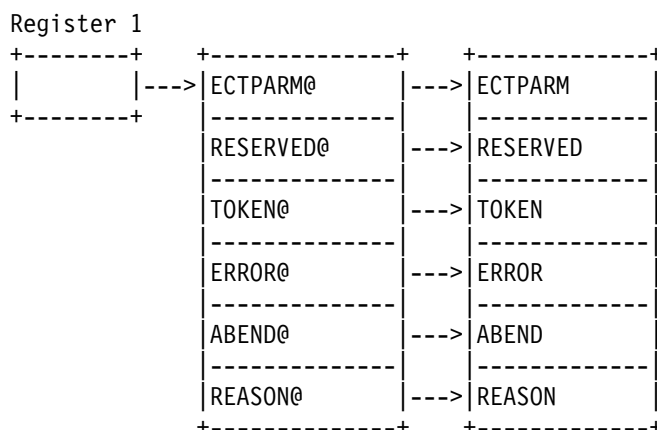
Len	Type	Value	Name	Description
<hr/> Comments <hr/>				
CONSTANTS USED IN JOBLIST ENTRIES (LEN1 FIELD)				
<hr/> End of Comments <hr/>				
1	HEX	00	IDJOBNM	MEANS NEXT ENTRY IS JOBNAME
1	HEX	44	IDJOBID	MEANS NEXT ENTRY IS JOBID
1	HEX	80	IDLASTJB	MEANS LAST ENTRY IN TABLE

Cross Reference

Name	Hex Offset	Hex Value	Level
CANCEL SW	0	80	2
JOBID SW	0	10	2
JOBLIST	0		1
JOBLISTP	0		2
JOBNMID	1		2
LEN1	0		2
MSGPTR	10		2
MSGRTNPT	C		2
NUMJOBSP	4		2
PARMLIST	0		1
PTHIGH	10	80	3
PTPURGSW	0	04	2
QUIT	0	08	2
STATAUTO	0	20	2
STATUS SW	0	40	2
SWITCHES	0		1
SWITPTR	8		2

IKJEFTSJ

Common Name: Mapping for the IKJEFTSI parameter list
Macro ID: IKJEFTSJ
DSECT Name: IKJEFTSJ
Owning Component: Scheduler (28502)
Eye-Catcher ID: Not applicable
Storage Attributes: Subpool: Determined by the invoker of IKJEFTSI
 Key: 8
 Residency: Determined by the invoker of IKJEFTSI
Size: See assembler listing
Created by: Invoker of IKJEFTSI
Pointed to by: Register 1 on entry to IKJEFTSI.
Serialization: None required
Function: IKJEFTSJ is the mapping macro for the standard parameter list passed to IKJEFTSI via register 1.



MACRO-TYPE = Mapping macro

Data Area Map

Offsets					
Dec	Hex	Type	Len	Name (Dim)	Description
0	(0)	STRUCTURE	60	IKJEFTSJ	
0	(0)	ADDRESS	4	EFTSI_ECTPARAM@	Pointer to the ECT address.
		1...		EFTSI_ECTPARAM@_HIBIT	This bit must be OFF.
4	(4)	ADDRESS	4	EFTSI_RESERVED@	Pointer to RESERVED
		1...		EFTSI_RESERVED@_HIBIT	End of list
8	(8)	ADDRESS	4	EFTSI_TOKEN@	Ptr to TOKEN data
		1...		EFTSI_TOKEN@_HIBIT	End of list
12	(C)	ADDRESS	4	EFTSI_ERROR@	Ptr to ERROR data
		1...		EFTSI_ERROR@_HIBIT	This bit must be OFF.
16	(10)	ADDRESS	4	EFTSI_ABEND@	Pointer to ABEND data
		1...		EFTSI_ABEND@_HIBIT	Indicates end of list
20	(14)	ADDRESS	4	EFTSI_REASON@	Pointer to REASON data
		1...		EFTSI_REASON@_HIBIT	Indicates end of list
Begin declarations for storage pointed to by above addresses:					
24	(18)	ADDRESS	4	EFTSI_ECTPARAM	ECT address. If zero is specified, then the address of the primary ECT is assumed and returned. If X'FFFFFFFF' is entered a new ECT is created and returned.
28	(1C)	BITSTRING	4	EFTSI_RESERVED	Reserved field
32	(20)	CHARACTER	16	EFTSI_TOKEN	Token passed back to caller. A list of four fullwords:
32	(20)	ADDRESS	4	EFTSI_TOKEN1	1st fullword

IKJEFTSJ

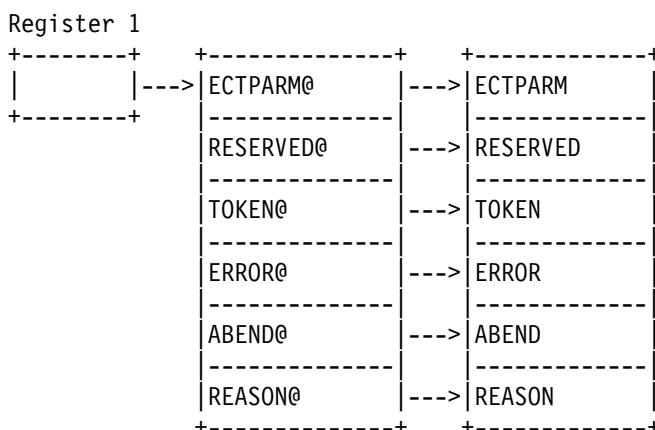
Offsets					
Dec	Hex	Type	Len	Name (Dim)	Description
36	(24)	ADDRESS	4	EFTSI_TOKEN2	2nd fullword
40	(28)	ADDRESS	4	EFTSI_TOKEN3	3rd fullword
44	(2C)	ADDRESS	4	EFTSI_TOKEN4	4th fullword
48	(30)	SIGNED	4	EFTSI_ERROR	Error reason code when IKJEFTSJ fails to complete successfully.
52	(34)	BITSTRING	4	EFTSI_ABEND	Internal error abend code returned to caller.
56	(38)	BITSTRING	4	EFTSI_REASON	Internal error reason code returned to caller.

Cross Reference

Name	Hex Offset	Hex Value	Level
EFTSI_ABEND	34		2
EFTSI_ABEND@	10		2
EFTSI_ABEND@_HIBIT	10	80	3
EFTSI_ECTPARAM	18		2
EFTSI_ECTPARAM@	0		2
EFTSI_ECTPARAM@_HIBIT	0	80	3
EFTSI_ERROR	30		2
EFTSI_ERROR@	C		2
EFTSI_ERROR@_HIBIT	C	80	3
EFTSI_REASON	38		2
EFTSI_REASON@	14		2
EFTSI_REASON@_HIBIT	14	80	3
EFTSI_RESERVED	1C		2
EFTSI_RESERVED@	4		2
EFTSI_RESERVED@_HIBIT	4	80	3
EFTSI_TOKEN	20		2
EFTSI_TOKEN@	8		2
EFTSI_TOKEN@_HIBIT	8	80	3
EFTSI_TOKEN1	20		3
EFTSI_TOKEN2	24		3
EFTSI_TOKEN3	28		3
EFTSI_TOKEN4	2C		3
IKJEFTSJ	0		1

IKJEFTSV

Common Name: Mapping for the IKJEFTST parameter list
Macro ID: IKJEFTSV
DSECT Name: IKJEFTSV
Owning Component: Scheduler (28502)
Eye-Catcher ID: Not applicable
Storage Attributes: Subpool: Determined by the invoker of IKJEFTSV
 Key: 8
 Residency: Determined by the invoker of IKJEFTSV
Size: See assembler listing
Created by: Invoker of IKJEFTSV
Pointed to by: Register 1 on entry to IKJEFTST.
Serialization: None required
Function: IKJEFTSV is the mapping macro for the standard parameter list passed to IKJEFTST via register 1.



MACRO-TYPE = Mapping macro

Data Area Map

Offsets					
Dec	Hex	Type	Len	Name (Dim)	Description
0	(0)	STRUCTURE	60	IKJEFTSV	
0	(0)	ADDRESS	4	EFTST_ECTPARAM@	Pointer to the ECT address.
		1...		EFTST_ECTPARAM@_HIBIT	Bit must be OFF
4	(4)	ADDRESS	4	EFTST_RESERVED@	Pointer to RESERVED
		1...		EFTST_RESERVED@_HIBIT	End of list
8	(8)	ADDRESS	4	EFTST_TOKEN@	Pointer to TOKEN data
		1...		EFTST_TOKEN@_HIBIT	Bit must be OFF
12	(C)	ADDRESS	4	EFTST_ERROR@	Ptr to ERROR data
		1...		EFTST_ERROR@_HIBIT	End of list
16	(10)	ADDRESS	4	EFTST_ABEND@	Pointer to ABEND data
		1...		EFTST_ABEND@_HIBIT	Indicates end of list
20	(14)	ADDRESS	4	EFTST_REASON@	Pointer to REASON data
		1...		EFTST_REASON@_HIBIT	Indicates end of list

Begin declarations for storage pointed to by above addresses:

24	(18)	ADDRESS	4	EFTST_ECTPARAM	ECT address. If zero is specified, then the address of the primary ECT is assumed and returned. and returned.
28	(1C)	BITSTRING	4	EFTST_RESERVED	Reserved field
32	(20)	CHARACTER	16	EFTST_TOKEN	Token passed to IKJEFTST. A list of four fullwords:
32	(20)	ADDRESS	4	EFTST_TOKEN1	1st fullword
36	(24)	ADDRESS	4	EFTST_TOKEN2	2nd fullword

IKJEFTSV

Offsets					
Dec	Hex	Type	Len	Name (Dim)	Description
40	(28)	ADDRESS	4	EFTST_TOKEN3	3rd fullword
44	(2C)	ADDRESS	4	EFTST_TOKEN4	4th fullword
48	(30)	SIGNED	4	EFTST_ERROR	Error reason code when IKJEFTST fails to complete successfully.
52	(34)	BITSTRING	4	EFTST_ABEND	Internal error abend code returned to caller.
56	(38)	BITSTRING	4	EFTST_REASON	Internal error reason code returned to caller.

Cross Reference

Name	Hex Offset	Hex Value	Level
EFTST_ABEND	34		2
EFTST_ABEND@	10		2
EFTST_ABEND@_HIBIT	10	80	3
EFTST_ECTPARM	18		2
EFTST_ECTPARM@	0		2
EFTST_ECTPARM@_HIBIT	0	80	3
EFTST_ERROR	30		2
EFTST_ERROR@	C		2
EFTST_ERROR@_HIBIT	C	80	3
EFTST_REASON	38		2
EFTST_REASON@	14		2
EFTST_REASON@_HIBIT	14	80	3
EFTST_RESERVED	1C		2
EFTST_RESERVED@	4		2
EFTST_RESERVED@_HIBIT	4	80	3
EFTST_TOKEN	20		2
EFTST_TOKEN@	8		2
EFTST_TOKEN@_HIBIT	8	80	3
EFTST_TOKEN1	20		3
EFTST_TOKEN2	24		3
EFTST_TOKEN3	28		3
EFTST_TOKEN4	2C		3
IKJEFTSV	0		1

IKJEFUDL

Common Name: User Identification Data List
Macro ID: IKJEFUDL
DSECT Name: DUIDL
Owning Component: TSO/E Scheduler (28502)
Eye-Catcher ID: None
Offset: N/A
Subpool and Key: Subpool 1 and Key 8
Size: 24 bytes
Created by: IKJEFA10, IKJEFA20, IKJEFA30
Pointed to by: ACCTPL parameter list
Serialization: None
Function: The DUIDL contains user identification data and is created by the ADD, CHANGE and DELETE subcommands of the ACCOUNT command. It is used by the account broadcast interface (IKJEES40) to update the SYS1.BROADCAST data set.

Data Area Map

Offsets					
Dec	Hex	Type	Len	Name (Dim)	Description
0	(0)	STRUCTURE	24	DUIDL	
0	(0)	ADDRESS	4	UIDLNEX	PTR TO NEXT UIDL ENTRY
4	(4)	CHARACTER	2	UIDLSWS	UIDL FLAGS
		1...		UIDADD	..1 = RESULT OF ADD CMD
		.1..		UIDDEL	..1 = RESULT OF DELETE CMD
		..1.		UIDCHG	..1 = RESULT OF CHANGE CMD
4	(4)	BITSTRING	1	*	RESERVED
6	(6)	ADDRESS	2	UIDLCT	NUMBER OF USERID ENTRIES NOTE: ADD AND DELETE COUNT IS 1 FOR EACH 8-BYTE USERID FIELD IN THIS LIST. CHANGE COUNT IS 2 FOR EACH 16-BYTE, 2-USERID FIELD
8	(8)	CHARACTER	8	UIDUSER (2)	ARRAY OF USERID NAMES 7 BYTE USERID NAME PLUS A ..RIGHTMOST BLANK 1ST USERID NAME ..(OLD USERID FOR CHANGE) 2ND USERID NAME ..(NEW USERID FOR CHANGE)

IKJEGDBE

Common Name: TSO/E Defer Break Element
Macro ID: IKJEGDBE
DSECT Name: DBE
Owning Component: TSO/E TEST (28503)
Eye-Catcher ID: IKJEGDBE
Offset: Offset 0 and length 8
Subpool and Key: Subpool 1 and Key 8
Size: 20 bytes
Created by: IKJEGATD
Pointed to by: DEFERTAB field of TCOMTAB data area
Serialization: None
Function: Contains information about the defer break elements in a program.

Data Area Map

Offsets					
Dec	Hex	Type	Len	Name (Dim)	Description
0	(0)	SIGNED	4	DBEPRE (0)	_ DBE PREFIX AREA
0	(0)	CHARACTER	8	DBEID	- DBE ID: 'IKJEGDBE'
	 1...		DBEPREL	"*-DBEPRE" LENGTH OF PREFIX AREA

Offsets					
Dec	Hex	Type	Len	Name (Dim)	Description
0	(0)	SIGNED	4	DBEDBE	- ADDRESS OF NEXT DBE ON CHAIN
4	(4)	SIGNED	4	DBEPDL	- ADDRESS OF PDL
8	(8)	SIGNED	4	DBEINBUF	- ADDRESS OF INPUT BUFFER
		...1 .1..		DBELNH	"(*-DBE)+DBEPREL" LENGTH OF DBE, INCLUDING PREFIX AREA

IKJEGDME

Common Name: TSO/E Defer Module Element
Macro ID: IKJEGDME
DSECT Name: DME
Owning Component: TSO/E TEST (28503)
Eye-Catcher ID: IKJEGDME
Offset: Offset 0 and length 8
Subpool and Key: Subpool 1 and Key 8
Size: 24 bytes
Created by: IKJEGATD
Pointed to by: DEFERTAB field of TCOMTAB data area
Serialization: None
Function: Contains information about the defer module elements in a program.

Data Area Map

Offsets					
Dec	Hex	Type	Len	Name (Dim)	Description
0	(0)	SIGNED	4	DMEPRE (0)	- DME PREFIX AREA
0	(0)	CHARACTER	8	DMEID	- DME ID: 'IKJEGDME'
	 1...		DMEPREL	"*-DMEPRE" LENGTH OF PREFIX AREA

Offsets					
Dec	Hex	Type	Len	Name (Dim)	Description
0	(0)	SIGNED	4	DMEDME	- ADDRESS OF NEXT DME ON CHAIN
4	(4)	SIGNED	4	DMEDBE	- ADDRESS OF FIRST DBE ON CHAIN
8	(8)	CHARACTER	8	DMELOAD	- LOAD MODULE NAME
		...1 1...		DMELNH	"(*-DME)+(DMEPREL)" DME LENGTH INCLUDING THE PREFIX AREA

IKJEGSIB

Common Name: TSO/E TEST Symbol Information Block
Macro ID: IKJEGSIB
DSECT Name: IKJEGSIB, SIB
Owning Component: TSO/E TEST (28503)
Eye-Catcher ID: IKJEGSIB
Offset: Offset 0 and length 8
Subpool and Key: Subpool 1, Key 8
Size: IKJEGSIB 24 - bytes
 SIB - 32 bytes
Created by: IKJEGSYM
Pointed to by: SIBNEXT
Serialization: None
Function: This symbol information block is created when TEST tries to resolve a symbol.

Data Area Map

Offsets						
Dec	Hex	Type	Len	Name (Dim)	Description	
0	(0)	STRUCTURE	24	IKJEGSIB	INFORMATION ABOUT RESOLVED SYMBOL	
0	(0)	ADDRESS	4	SIBSYMAD	EQUIVALENT MAIN STORAGE ADDRESS	
4	(4)	BITSTRING	1	SIBTYPE	TYPE OF DATA AT THIS LOCATION	
5	(5)	UNSIGNED	3	SIBMULTP	MULTIPLICITY FACTOR	
8	(8)	SIGNED	2	SIBSTLTH	LENGTH OF STORAGE RESERVED	
10	(A)	BITSTRING	2	SIBRSVD1	RESERVED	
12	(C)	ADDRESS	4	SIBNEXT	POINTER TO NEXT SIB	
16	(10)	CHARACTER	8	SIBXTNT1	SIB EXTENSION	
16	(10)	UNSIGNED	2	SIBXLEN	LENGTH OF THE SIB	
18	(12)	UNSIGNED	1	SIBXVER	SIB VERSION NUMBER	
19	(13)	BITSTRING	1	SIBTYPE2	TYPE OF DATA	
20	(14)	UNSIGNED	4	SIBALET	ALET ASSOCIATED WITH SYMBOL	

Offsets						
Dec	Hex	Type	Len	Name (Dim)	Description	
0	(0)	STRUCTURE	*	SIB	NAME FOR ENTIRE SIB	
0	(0)	CHARACTER	8	SIBPREF	SIB PREFIX	
0	(0)	CHARACTER	8	SIBID	SIB IDENTIFIER 'IKJEGSIB'	
8	(8)	CHARACTER	24	*	MAIN PART OF SIB	

Constants

Len	Type	Value	Name	Description
4	DECIMAL	32	SIBLENTH	
4	DECIMAL	24	SIBLTHO	
1	DECIMAL	1	SIBVERSC	SIB VERSION NUMBER CONSTANT

Comments

VALUES FOR SIBTYPE

End of Comments

1	HEX	00	SIBTYPEC	CHARACTER
1	HEX	04	SIBTYPEX	HEXIDECIMAL
1	HEX	08	SIBTYPEB	BINARY
1	HEX	0C	SIBTYPEI	INSTRUCTION
1	HEX	10	SIBTYPEF	FIXED POINT, FULL WORD
1	HEX	14	SIBTYPEH	FIXED POINT, HALF WORD

IKJEGSIB

Len	Type	Value	Name	Description
1	HEX	18	SIBTYPEE	FLOATING POINT, FULL WORD
1	HEX	1C	SIBTYPEP	FLOATING POINT, DOUBLE WORD
1	HEX	20	SIBTYPEA	ADDRESS CONSTANT, A OR Q FMT
1	HEX	24	SIBTYPEY	ADDRESS CONSTANT, Y FORMAT
1	HEX	28	SIBTYPES	ADDRESS: BASE-DISPLACEMENT
1	HEX	30	SIBTYPEP	PACKED DECIMAL
1	HEX	34	SIBTYPEZ	ZONED DECIMAL
1	HEX	80	SIBXTEND	EXTENDED FORMAT SIB

Cross Reference

Name	Hex Offset	Hex Value	Level
IKJEGSIB	0		1
SIB	0		1
SIBALET	14		3
SIBID	0		3
SIBMULTP	5		2
SIBNEXT	C		2
SIBPREF	0		2
SIBRSVD1	A		2
SIBSTLTH	8		2
SIBSYMAD	0		2
SIBTYPE	4		2
SIBTYPE2	13		3
SIBXLEN	10		3
SIBXTNT1	10		2
SIBXVER	12		3

IKJEGSTE

Common Name: TSO/E TEST Symbol Table Entry
Macro ID: IKJEGSTE
DSECT Name: IKJEGSTE, STE
Owning Component: TSO/E TEST (28503)
Eye-Catcher ID: IKJEGSTE
Offset: Offset 0 and length 8
Subpool and Key: Subpool 1, Key 8
Size: IKJEGSTE - 32 bytes
 STE - 40 bytes
Created by: IKJEGEQU
Pointed to by: SYMTABLE in TCOMTAB, STENEXT
Serialization: None
Function: A symbol table entry contains information about a symbol specified on either the EQUATE subcommand or the EQUATE keyword of the GETMAIN subcommand. The queue of symbol table entries is chained from the SYMTABLE field of TCOMTAB. The queue is used to resolve symbolic addresses.

Data Area Map

Offsets					
Dec	Hex	Type	Len	Name (Dim)	Description
0	(0)	STRUCTURE	32	IKJEGSTE	INFORMATION ABOUT RESOLVED SYMBOL
0	(0)	ADDRESS	4	STENEXT	POINTER TO NEXT STE
4	(4)	ADDRESS	4	STESYMD	EQUIVALENT MAIN STORAGE ADDRESS
8	(8)	BITSTRING	1	STETYPE	TYPE OF DATA AT THIS LOCATION
9	(9)	UNSIGNED	3	STEMULTP	MULTIPLICITY FACTOR
12	(C)	SIGNED	2	STESTLTH	LENGTH OF STORAGE RESERVED
14	(E)	SIGNED	2	STESYMLN	LENGTH OF SYMBOL
16	(10)	CHARACTER	8	STESYMBL	SYMBOL
24	(18)	CHARACTER	8	STEXTNT1	STE EXTENSION
24	(18)	UNSIGNED	2	STEXLEN	LENGTH OF THE STE
26	(1A)	UNSIGNED	1	STEXVER	STE VERSION NUMBER
27	(1B)	BITSTRING	1	STETYPE2	TYPE OF DATA
28	(1C)	UNSIGNED	4	STEALET	ALET ASSOCIATED WITH SYMBOL

Offsets					
Dec	Hex	Type	Len	Name (Dim)	Description
0	(0)	STRUCTURE	*	STE	NAME FOR ENTIRE STE
0	(0)	CHARACTER	8	STEPREF	STE PREFIX
0	(0)	CHARACTER	8	STEID	STE IDENTIFIER 'IKJEGSTE'
8	(8)	CHARACTER	32	*	MAIN PART OF STE

IKJEGSTE

Constants

Len	Type	Value	Name	Description
4	DECIMAL	8	STEPREFL	PREFIX LENGTH
4	DECIMAL	40	STELENTH	
Comments				
LENGTH OF STE & PREFIX				
End of Comments				
4	DECIMAL	32	STELTHO	
1	DECIMAL	1	STEVERSC	STE VERSION NUMBER CONSTANT
Comments				
VALUES FOR STETYPE				
End of Comments				
1	HEX	00	STETYPEC	CHARACTER
1	HEX	04	STETYPEX	HEXIDECIMAL
1	HEX	08	STETYPEB	BINARY
1	HEX	0C	STETYPEI	INSTRUCTION
1	HEX	10	STETYPEF	FIXED POINT, FULL WORD
1	HEX	14	STETYPEH	FIXED POINT, HALF WORD
1	HEX	18	STETYPEE	FLOATING POINT, FULL WORD
1	HEX	1C	STETYPED	FLOATING POINT, DOUBLE WORD
1	HEX	20	STETYPEEA	ADDRESS CONSTANT, A OR Q FMT
1	HEX	24	STETYPEY	ADDRESS CONSTANT, Y FORMAT
1	HEX	28	STETYPES	ADDRESS: BASE-DISPLACEMENT
1	HEX	30	STETYPEP	PACKED DECIMAL
1	HEX	34	STETYPEZ	ZONED DECIMAL
1	HEX	80	STEXTEND	EXTENDED FORMAT STE

Cross Reference

Name	Hex Offset	Hex Value	Level
IKJEGSTE	0		1
STE	0		1
STEALET	1C		3
STEID	0		3
STEMULTP	9		2
STENEXT	0		2
STEPREF	0		2
STESTLTH	C		2
STESYMAD	4		2
STESYMBL	10		2
STESYMLN	E		2
STETYPE	8		2
STETYPE2	1B		3
STEXLEN	18		3
STEXTNT1	18		2
STEXVER	1A		3

IKJEGSTL

Common Name: TSO/E TEST ESTAE Exit Parameter List
Macro ID: IKJEGSTL
DSECT Name: IKJEGSTL
Owning Component: TSO/E TEST (28503)
Eye-Catcher ID: IKJEGSTL
Offset: Offset 0 and length 8
Subpool and Key: Subpool 0 and Key 8
Size: 64 bytes
Created by: Calling TSO/E TEST module
Pointed to by: N/A
Serialization: None
Function: IKJEGSTL is the ESTAE exit parameter list. It is generated by TSO/E TEST modules using the IKJEGSPL macro. It provides input to the TSO/E TEST ESTAE exit routine, IKJEGSTA.

Data Area Map

Offsets					
Dec	Hex	Type	Len	Name (Dim)	Description
0	(0)	STRUCTURE	*	IKJEGSTL	STA PARAMETER LIST
0	(0)	CHARACTER	8	STLID	ID: IKJEGSTL
8	(8)	ADDRESS	4	STLRETRY	ADDRESS OF RETRY ROUTINE
12	(C)	ADDRESS	4	STLABENT	ADDRESS OF ABEND TABLE
16	(10)	ADDRESS	4	STLENTNRY	ADDRESS OF CSECT THAT ISSUED ESTAE
20	(14)	CHARACTER	8	STLCSCCTN	NAME OF CSECT THAT ISSUED ESTAE
28	(1C)	CHARACTER	8	STLLOADN	NAME OF LOAD MODULE
36	(24)	CHARACTER	8	STLEPTN	NAME OF ENTRY POINT
44	(2C)	CHARACTER	16	STLLEVEL	MODULE LEVEL (DATE AND PTF OR PRODUCT NUMBER)
60	(3C)	CHARACTER	*	STLINSRT	2ND INSERT FOR 2ND LEVEL MESSAGE
60	(3C)	SIGNED	2	STLINSL	LENGTH OF TEXT NAME INSERT
62	(3E)	SIGNED	2	STLINSX	USED BY IKJEGIO
64	(40)	CHARACTER	*	STLTEXTN	FAILING MODULE TEXT NAME

Cross Reference

Name	Hex Offset	Hex Value	Level
IKJEGSTL	0		1
STLABENT	C		2
STLCSCCTN	14		2
STLENTNRY	10		2
STLEPTN	24		2
STLID	0		2
STLINSL	3C		3
STLINSRT	3C		2
STLINSX	3E		3
STLLEVEL	2C		2
STLLOADN	1C		2
STLRETRY	8		2
STLTEXTN	40		3

IKJEGSVB

Common Name: TEST SVC Information Block
Macro ID: IKJEGSVB
DSECT Name: SVB, IKJEGSVB
Owning Component: TSO/E TEST (28503)
Eye-Catcher ID: IKJEGSVB
 Offset: 00
 Length: 08
Storage Attributes: Main Storage: N/A
 Virtual Storage: N/A
 Auxiliary Storage: N/A
 Subpool: 255
 Key: 0
 Data Space: none
 Residency: above 16mB
Size: approx 50 bytes
Created by: IGC0006A
Pointed to by: SVBBASEP
Serialization: Local lock
Function: This macro maps the SVC information block constructed by the TEST SVC (SVC 61) and referenced by the TSO/TEST command processor. SVBs are searched in an attempt to resolve a symbol, entry name, or offset belonging to a load module of the problem program.

Data Area Map

Offsets					
Dec	Hex	Type	Len	Name (Dim)	Description
0	(0)	STRUCTURE	44	IKJEGSVB	
0	(0)	CHARACTER	8	SVBLDNAM	EBCDIC LOAD NAME OF MODULE.
8	(8)	ADDRESS	4	SVBEP	ADDRESS AT WHICH MODULE IS FETCHED.
12	(C)	ADDRESS	4	SVBTTR	TTR OF PDS MEMBER FOR MODULE.
12	(C)	CHARACTER	3	SVBBTTR	BEGINNING TTR.
15	(F)	UNSIGNED	1	SVBCONCT	CONCATENATION NUMBER.
16	(10)	BITSTRING	1	SVBATTR1	BYTE 1 OF MODULE ATTRIBUTES.
		1...		SVBRENT	REENTERABLE.
		.1..		SVBREUS	REUSABLE.
		..1.		SVBOVLY	OVERLAY.
		...1		SVBTEST	MODULE IS TO BE TESTED.
	 1...		SVBOL	ONLY LOADABLE.
	1..		SVBSCTR	SCATTER FORMAT.
	1.		SVBEXEC	EXECUTABLE.
	1		SVB1BLK	MODULE HAS NO RLD AND ONLY ONE TEXT BLOCK.
17	(11)	BITSTRING	1	SVBATTR2	BYTE 2 OF MODULE ATTRIBUTES.
		1...		SVBLKEDF	MODULE CAN BE PROCESSED BY LINKAGE EDITOR F ONLY.
		.1..		SVBTEXT0	FIRST TEXT BLOCK ORIGIN IS ZERO.
		..1.		SVBEP0	ENTRY POINT IS ZERO.
		...1		SVBNORLD	MODULE CONTAINS NO RLD ITEMS.
	 1...		SVBNOLE	MODULE CAN NOT BE REPROCESSED BY LINKAGE EDITOR.
	1..		SVBSYM	MODULE CONTAINS SYMBOL CARDS.
	1.		SVBLEVF	MODULE CREATED BY LINKAGE EDITOR F.
	1		SVBREFR	REFRESHABLE.
18	(12)	BITSTRING	1	SVBFLGS1	BYTE 1 OF FLAGS.
		1...		SVBDDNME	DDNAME IS PRESENT.
		.1..		SVBLNKLB	DATA SET IS LINKLIB.

IKJEGSVB

Offsets		Type ..1.	Len	Name (Dim) SVBBINDR	Description
Dec	Hex				
19	(13)	UNSIGNED	1	SVBCNCAT	DFP Binder service must be used to access the PDSE info
20	(14)	CHARACTER	8	SVBDDNAM	CONCATENATION NUMBER. DDNAME OF DATA SET FROM WHICH MODULE IS FETCHED.
28	(1C)	ADDRESS	4	SVBTCBPT	TCB ADDRESS FOR MODULE BEING FETCHED.
32	(20)	ADDRESS	4	SVBLNKPT	ADDRESS OF NEXT SVC INFORMATION BLOCK, OR ZERO IF NO OTHER BLOCKS EXIST.
36	(24)	CHARACTER	8	SVBPDSE	PDSE CREATEW/DELETEW Token

Offsets		Type	Len	Name (Dim)	Description
Dec	Hex				
0	(0)	STRUCTURE	*	SVB	NAME FOR ENTIRE SVB.
0	(0)	CHARACTER	8	SVBPREF	SVB PREFIX.
0	(0)	CHARACTER	8	SVBID	SVB IDENTIFIER 'IKJEGSVB'.
8	(8)	CHARACTER	44	*	MAIN PART SVB.

Cross Reference

Name	Hex Offset	Hex Value
IKJEGSVB	0	
SVB	0	
SVBATTR1	10	
SVBATTR2	11	
SVBBINDR	12	20
SVBBTTR	C	
SVBCNCAT	13	
SVBCONCT	F	
SVBDDNAM	14	
SVBDDNME	12	80
SVBEP	8	
SVBEP0	11	20
SVBEXEC	10	02
SVBFLGS1	12	
SVBID	0	
SVBLDNAM	0	
SVBLEVF	11	02
SVBLKEDF	11	80
SVBLNKLB	12	40
SVBLNKPT	20	
SVBNOLE	11	08
SVBNORLD	11	10
SVBOL	10	08
SVBOVLY	10	20
SVBPDSE	24	
SVBPREF	0	
SVBREFR	11	01
SVBRENT	10	80
SVBREUS	10	40
SVBSCTR	10	04
SVBSYM	11	04
SVBTCBPT	1C	
SVBTEST	10	10
SVBTEXT0	11	40
SVBTTR	C	
SVB1BLK	10	01

IKJEGSVQ

Common Name: SVC Information Block Queue Element
Macro ID: IKJEGSVQ
DSECT Name: IKJEGSVQ, SVQ
Owning Component: TSO/E TEST (28503)
Eye-Catcher ID: IKJEGSVQ
Offset: Offset 0 and length 8
Subpool and Key: Subpool 255 and Key 0
Size: IKJEGSVQ - 12 bytes
 SVQ - 20 bytes
Created by: IGC0006A (SVC 61 routine)
Pointed to by: TABSINPT field of TABLK and TSTTRN field of TCOMTAB
Serialization: Local lock
Function: IKJEGSVQ maps the SVC information block queue element constructed by the SVC 61 routine and referenced by the TSO/E TEST command processor.

Data Area Map

Offsets					
Dec	Hex	Type	Len	Name (Dim)	Description
0	(0)	STRUCTURE	12	IKJEGSVQ	
0	(0)	ADDRESS	4	SVQLNKPT	ADDRESS OF NEXT SVC INFORMATION BLOCK QUEUE ELEMENT, OR ZERO IF NO OTHER QUEUE ELEMENTS EXIST.
4	(4)	ADDRESS	4	SVQTCBPT	ADDRESS OF TCB FOR WHICH THIS QUEUE ELEMENT EXISTS.
8	(8)	ADDRESS	4	SVQBLKPT	ADDRESS OF THE QUEUE OF SVC INFORMATION BLOCKS FOR THIS TCB.

Offsets					
Dec	Hex	Type	Len	Name (Dim)	Description
0	(0)	STRUCTURE	*	SVQ	NAME FOR ENTIRE SVQ
0	(0)	CHARACTER	8	SVQPREF	SVQ PREFIX
0	(0)	CHARACTER	8	SVQID	SVQ IDENTIFIER 'IKJEGSVQ'
8	(8)	CHARACTER	12	*	MAIN PART OF SVQ

IKJPPE

PROGRAMMING INTERFACE INFORMATION

IKJPPE

End of PROGRAMMING INTERFACE INFORMATION

IKJPPE

Common Name: Parse Parameter Element
Macro ID: IKJPPE
DSECT Name: PPE
Owning Component: TSO/E Scheduler (28502)
Eye-Catcher ID: PPE
Offset: Offset 0 and length 4
Subpool and Key: Determined by caller
Size: 20 bytes
Created by: IKJEFP00
Pointed to by: Verify exit parameter list passed to the verify exit
Serialization: None
Function: The Parse Parameter Element is built by parse and then passed to the verify exit specified by the command processor using the IKJUNFLD macro. The PPE describes the operand or subfield operand currently being processed.

Data Area Map

Offsets					
Dec	Hex	Type	Len	Name (Dim)	Description
0	(0)	STRUCTURE	20	PPE	
0	(0)	CHARACTER	4	PPEID	IDENTIFIER 'PPE '
4	(4)	SIGNED	2	PPEVERS	VERSION NUMBER
6	(6)	SIGNED	2	PPELEN	LENGTH OF THE PPE
8	(8)	ADDRESS	4	PPEOPER	PTR TO THE OPERAND
12	(C)	ADDRESS	4	PPEVEXIT	VERIFY EXIT ADDRESS
16	(10)	SIGNED	2	PPEOPLN	LENGTH OF THE OPERAND
18	(12)	CHARACTER	1	PPEFLAGS	FLAG BYTE
		1...		PPELST	CURRENT OPERAND IS IN A LIST
		.1..		PPENDLST	LAST OPERAND WAS LAST IN LIST
		..1.		PPENDOP	LAST OPERAND WAS THE LAST ONE
		...1		PPENWLST	BEGIN A NEW SUBLISTT
	 1111		PPERSVD1	RESERVED
19	(13)	CHARACTER	1	PPERSVD2	RESERVED

IKJPPE

Constants

Len	Type	Value	Name	Description
4	CHARACTER	PPE	PPECID	IDENTIFIER
2	DECIMAL	1	PPECVER	CURRENT VERSION NUM

Cross Reference

Name	Hex Offset	Hex Value	Level
PPE	0		1
PPEFLAGS	12		2
PPEID	0		2
PPELEN	6		2
PPELST	12	80	3
PPENDLST	12	40	3
PPENDOP	12	20	3
PPENWLST	12	10	3
PPEOPER	8		2
PPEOPLEN	10		2
PPERSVD1	12	08	3
PPERSVD2	13		2
PPEVERS	4		2
PPEVEXIT	C		2

IKJTABLK

Common Name: Test Address Block
Macro ID: IKJTABLK
DSECT Name: IKJTABLK, TAB
Owning Component: TSO/E TEST (28503)
Eye-Catcher ID: IKJTABLK
Offset: Offset 0 and length 8
Subpool and Key: Subpool 255 and Key 0
Size: IKJTABLK - 36 bytes
 TAB - 44 bytes
Created by: IGC0009G (SVC 97)
Pointed to by: LWATEST
Serialization: None
Function: This DSECT maps the test address block which is used to protect certain addresses and flags from key-8 programs.

Data Area Map

Offsets						
Dec	Hex	Type	Len	Name (Dim)	Description	
0	(0)	STRUCTURE	36	IKJTABLK	TEST ADDRESS BLOCK	
0	(0)	ADDRESS	4	TABSINPT	POINTER TO SVC INFORMATION ON BLOCK QUEUE ELEMENT (SVQ)	
4	(4)	ADDRESS	4	TABECBT	POINTER TO TEST ECB	
8	(8)	ADDRESS	4	TABTSTCB	POINTER TO TEST TCB	
12	(C)	ADDRESS	4	TABTCOM	POINTER TO TCOMTAB	
16	(10)	BITSTRING	1	TABFLAG1	1ST FLAG BYTE	
		1...		TABSVCAB	ABEND INDICATOR FOR MAINLINE	
		.1...		TABMSG5	MESSAGE INDICATOR FOR MAINLINE	
		..11 1111		*	RESERVED	
17	(11)	BITSTRING	1	TABFLAG2	2ND FLAG BYTE (RESERVED)	
18	(12)	BITSTRING	1	TABFLAG3	3RD FLAG BYTE (RESERVED)	
19	(13)	BITSTRING	1	TABFLAG4	4TH FLAG BYTE (RESERVED)	
20	(14)	ADDRESS	4	TABSVC61	FOR USE BY SVC61 ONLY	
24	(18)	ADDRESS	4	TABSVC97	FOR USE BY SVC 97 ONLY	
28	(1C)	ADDRESS	4	TABRSVD1	RESERVED WORD	
32	(20)	ADDRESS	4	TABRSVD2	RESERVED WORD	

Offsets						
Dec	Hex	Type	Len	Name (Dim)	Description	
0	(0)	STRUCTURE	*	TAB	NAME FOR ENTIRE TEST ADDRESS BLOCK	
0	(0)	CHARACTER	8	TABPREF	TABLK PREFIX	
0	(0)	CHARACTER	8	TABID	TABLK ID: 'IKJTABLK'	
8	(8)	CHARACTER	36	*	TABLK PROPER	

IKJTABLK

Cross Reference

Name	Hex Offset	Hex Value	Level
IKJTABLK	0		1
TAB	0		1
TABECBT	4		2
TABFLAG1	10		2
TABFLAG2	11		2
TABFLAG3	12		2
TABFLAG4	13		2
TABID	0		3
TABMSG	10	40	3
TABPREF	0		2
TABRSVD1	1C		2
TABRSVD2	20		2
TABSINPT	0		2
TABSVCAB	10	80	3
TABSVC61	14		2
TABSVC97	18		2
TABTCOM	C		2
TABTSTCB	8		2

IKJTBLMP

Common Name: Logon Address Table
Macro ID: IKJTBLMP
DSECT Name: LOGONADD
Owning Component: TSO/E Scheduler (28502)
Eye-Catcher ID: IKJEFTBL
Offset: Offset 0 and length 8
Subpool and Key: Subpool 252 and Key 0
Size: 56 bytes
Created by: N/A
Pointed to by: TSVTLTBL
Serialization: None
Function: This macro maps the logon address table, IKJEFTBL.

Data Area Map

Offsets					
Dec	Hex	Type	Len	Name (Dim)	Description
0	(0)	STRUCTURE	*	LOGONADD	
0	(0)	CHARACTER	16	*	
0	(0)	CHARACTER	8	LGLG	ACRONYM IN EBCDIC "IKJEFTBL"
8	(8)	CHARACTER	8	LGREL	LG RELEASE
16	(10)	ADDRESS	4	LGEFLIO	LOGON UADS I/O ROUTINE ADDR-IKJEFLIO
20	(14)	ADDRESS	4	LGEFLD	LOGON INSTALLATION EXIT ADDR-IKJEFLD
24	(18)	ADDRESS	4	LGLOGFF	EXTENDED LOGOFF ROUTINE ADDR-IKTLOGFF
28	(1C)	ADDRESS	4	LGLOGR	LOGON RECONNECT ROUTINE ADDR-IKTLOGR
32	(20)	ADDRESS	4	LGXINIT	VTIOC INITIALIZATION ADDR -IKTXINIT
36	(24)	ADDRESS	4	LGXLOG	EXTENDED LOGON ROUTINE -IKTXLOG
40	(28)	ADDRESS	4	LGEFLP1	LOGON LIMITS CSECT ADDR -IKJEFLP1
44	(2C)	ADDRESS	4	LGRSV2	RESERVED
48	(30)	ADDRESS	4	LGRSV3	RESERVED

Cross Reference

Name	Hex Offset	Hex Value	Level
LGEFLD	14		2
LGEFLIO	10		2
LGEFLP1	28		2
LGLG	0		3
LGLOGFF	18		2
LGLOGR	1C		2
LGREL	8		3
LGRSV2	2C		2
LGRSV3	30		2
LGXINIT	20		2
LGXLOG	24		2
LOGONADD	0		1

IKJTLS

Common Name: IKJTLS
Macro ID: IKJTLS
DSECT Name: TLS
Owning Component: 28502
Eye-Catcher ID: IKJTLS
Offset: Offset and length
Subpool and Key: Subpool and Key
Size: bytes
Created by:
Pointed to by:
Serialization:
Function:

Data Area Map

Offsets						
Dec	Hex	Type/Value	Len	Name (Dim)	Description	
0	(0)	DBL WORD	8	TLS (0)	BEGIN TLS ON DOUBLE WORD BDY	
0	(0)	CHARACTER	8	TLSTAB	TABLE TO SEARCH	
8	(8)	CHARACTER	8	TLSCMD	COMMAND OR PROGRAM TO SEARCH FOR	
16	(10)	SIGNED	4	TLTABND	ABEND CODE IF SERVICE FAILS	
20	(14)	SIGNED	4	TLSPREAS	ABEND REASON CODE IF SERVICE FAILS	
24	(18)	DBL WORD	8	TLSSEND (0)	ASSURE TLS ENDS ON DOUBLE WORD BOUNDARY	
24	(18)	DBL WORD	8	TLSPARM (0)	BEGIN PARAMETERS ON DOUBLE WORD BOUNDARY	
24	(18)	ADDRESS	4	TLSPTAB	ADDRESS OF TABLE TO SEARCH	
28	(1C)	ADDRESS	4	TLSPCMD	ADDRESS OF COMMAND OR PROGRAM TO SEARCH FOR	
32	(20)	ADDRESS	4	TLSPABND	ADDRESS OF ABEND CODE	
36	(24)	ADDRESS	4	TLSPREAS	ADDRESS OF ABEND REASON CODE	
40	(28)	DBL WORD	8	TLSPEND (0)	ASSURE TLSPARM ENDS ON DOUBLE WORD BOUNDARY	

Comment

The following declarations define the return codes from the Table Look Up Service
 0 - Command or program was found in the specified table
 4 - Command or program was not found in the specified table
 8 - Specified table was not found
 20 - Error encountered while processing

End of Comment

X'0'	TLSOK	"0" COMMAND OR PROGRAM FOUND
X'4'	TLSCNOTF	"4" COMMAND OR PROGRAM NOT FOUND
X'8'	TLSTNOTF	"8" TABLE NOT FOUND
X'14'	TLSEERR	"20" ERROR ENCOUNTERED WHILE PROCESSING

IKJTLS

Offsets		Type/Value	Len	Name (Dim)	Description
Dec	Hex				
Comment					
<p>The following declarations define the four valid table names</p> <p>AUTHCMD - AUTHCMD - Authorized Command Table (IKJEFTE2)</p> <p>AUTHPGM - AUTHPGM - Authorized Program Table (IKJEFTE8)</p> <p>AUTHTSF - AUTHTSF - Authorized programs supported through the TSO Service Facility (IKJEFTAP)</p> <p>NOTBKGND - NOTBKGND- Commands not supported in the background (IKJEFTNS)</p>					
End of Comment					
40	(28)	CHARACTER	8	AUTHCMD	
48	(30)	CHARACTER	8	AUTHPGM	
56	(38)	CHARACTER	8	AUTHTSF	
64	(40)	CHARACTER	8	NOTBKGND	

Cross Reference

Name	Hex Offset	Hex Value
AUTHCMD	28	C1E4E3C8
AUTHPGM	30	C1E4E3C8
AUTHTSF	38	C1E4E3C8
NOTBKGND	40	D5D6E3C2
TLS	0	
TLSABND	10	
TLSCMD	8	
TLSCNOTF	28	4
TSEND	18	
TLSERR	28	14
TLSOK	28	0
TLSPABND	20	
TLSPARM	18	
TLSPCMD	1C	
TLSPEND	28	
TLSPREAS	24	
TLSPTAB	18	
TLSPREAS	14	
TLSTAB	0	
TLSTNOTF	28	8

IKJVEPL

PROGRAMMING INTERFACE INFORMATION

IKJVEPL

End of PROGRAMMING INTERFACE INFORMATION

IKJVEPL

Common Name: Verify Exit Parameter List
Macro ID: IKJVEPL
DSECT Name: VEPL
Owning Component: TSO/E Scheduler (28502)
Eye-Catcher ID: VEPL
Offset: Offset 0 and length 4
Subpool and Key: Determined by caller
Size: 32 bytes
Created by: Parse - IKJEFP00
Pointed to by: Register 1 on entry to exit
Serialization: None
Function: The verify exit parameter list is built by parse and then passed to the verify exit specified by the command processor using the IKJUNFLD macro. The VEPL contains information regarding current verify processing.

Data Area Map

Offsets					
Dec	Hex	Type	Len	Name (Dim)	Description
0	(0)	STRUCTURE	32	VEPL	
0	(0)	CHARACTER	4	VEPLID	IDENTIFIER
4	(4)	SIGNED	2	VEPLVERS	VERSION NUMBER
6	(6)	SIGNED	2	VEPLLEN	LENGTH OF THE VEPL
8	(8)	ADDRESS	4	VEPLPPE	PTR TO PPE
12	(C)	ADDRESS	4	VEPLWRKA	PTR TO USER SUPPLIED WORKAREA
16	(10)	ADDRESS	4	VEPLMSG1	PTR TO 1ST LEVEL MSG INSERT
20	(14)	SIGNED	2	VEPLM1LN	LENGTH OF 1ST LEVEL INSERT
22	(16)	CHARACTER	2	VEPLRSV1	RESERVED
24	(18)	ADDRESS	4	VEPLMSG2	PTR TO SECOND LEVEL MSG
28	(1C)	SIGNED	2	VEPLM2LN	LENGTH OF SECOND LEVEL MSG
30	(1E)	CHARACTER	2	VEPLRSV2	RESERVED

Constants

Len	Type	Value	Name	Description
4	CHARACTER	VEPL	VEPLCID	IDENTIFIER
2	DECIMAL	1	VEPLCVER	CURRENT VERSION NUM

IKJVEPL

Cross Reference

Name	Hex Offset	Hex Value	Level
VEPL	0		1
VEPLID	0		2
VEPLLEN	6		2
VEPLMSG1	10		2
VEPLMSG2	18		2
VEPLM1LN	14		2
VEPLM2LN	1C		2
VEPLPPE	8		2
VEPLRSV1	16		2
VEPLRSV2	1E		2
VEPLVERS	4		2
VEPLWRKA	C		2

IKJWHEN

Common Name: WHEN Common Data Area
Macro ID: IKJWHEN
DSECT Name: IKJWHEN
Owning Component: TSO/E Scheduler (28502)
Eye-Catcher ID: None
Offset: N/A
Subpool and Key: Subpool 1 and Key 8
Size: 88 bytes
Created by: IKJEFE11
Pointed to by: WAPTR
Serialization: None
Function: The WHEN common data area, used only by the WHEN command, contains a register save area and other information used by the WHEN command processor and message module.

Data Area Map

Offsets					
Dec	Hex	Type	Len	Name (Dim)	Description
0	(0)	STRUCTURE	88	IKJWHEN	
0	(0)	CHARACTER	28	WHPL	GENERAL PARM LIST
28	(1C)	CHARACTER	20	WHPBLOCK	GENERAL PARM BLOCK
48	(30)	ADDRESS	4	WHPARANS	PTR TO PARSE DESCRIP LIST
52	(34)	CHARACTER	4	WHATTECB	SERV RTN ATTN RTN ECB
56	(38)	ADDRESS	2	WHMSG	MESSAGE OFFSETS
56	(38)	ADDRESS	1	WHMSG1	OFFSET FOR MESSAGE MODULE
57	(39)	ADDRESS	1	WHMSG2	SECONDARY MESSAGE INDEX
58	(3A)	BITSTRING	1	WHSWI	STATUS BYTE
		1...		WHEND	END COMMAND IN CONTROL
		.1..		WHRET	SET TMP RET CODE TO ERROR
		..1.		WHBYPASS	ON IF NO ERROR MSG SHOULD BE ISSUED AT
59	(3B)	CHARACTER	1	WHCHAR	WHEN EXIT TO TMP YM4908
60	(3C)	ADDRESS	4	WHENWAS	FIRST CHARACTER OF NEXT COMMAND IN CASE
64	(40)	ADDRESS	4	WHRCODE	DELIMETER WAS OMMITTED
68	(44)	ADDRESS	4	WHCOMM	NOT USED
72	(48)	CHARACTER	8	WHCMD	SERV RTN RETURN CODE
80	(50)	ADDRESS	4	WHGETM	POINTER TO COMMAND TO BE ADDED TO INPUT
80	(50)	ADDRESS	1	WHSUBP	STACK
81	(51)	ADDRESS	1	WHFILL	NAME OF COMMAND FOR MESSAGE MODULE
82	(52)	ADDRESS	2	WHLEN	GETMAIN SIZE AND SUBPOOL
84	(54)	ADDRESS	4	WHWASIZ	SUBPOOL
					FILLER
					LENGTH
					WORK AREA SP AND SIZE

IKJWHEN

Cross Reference

Name	Hex Offset	Hex Value	Level
IKJWHEN	0		1
WHATTECB	34		2
WHBYPASS	3A	20	3
WHCHAR	3B		2
WHCMD	48		2
WHCOMM	44		2
WHEND	3A	80	3
WHENWAS	3C		2
WHFILL	51		3
WHGETM	50		2
WHLEN	52		3
WHMSG	38		2
WHMSG1	38		3
WHMSG2	39		3
WHPARANS	30		2
WHPBLOCK	1C		2
WHPL	0		2
WHRCODE	40		2
WHRET	3A	40	3
WHSUBP	50		3
WHSWI	3A		2
WHWASIZ	54		2

INITTERM

PROGRAMMING INTERFACE INFORMATION

INITTERM

End of PROGRAMMING INTERFACE INFORMATION

INITTERM

Common Name: Enhanced Connectivity Facility Initialization/Termination Area
Macro ID: INITTERM
DSECT Name: INITTERM
Owning Component: Enhanced Connectivity Facility
Eye-Catcher ID: None
Offset: N/A
Subpool and Key: Subpool 0 and key 8 (Resides below 16 megabytes)
Size: 32 bytes
Created by: CHSTSRI
Pointed to by: N/A
Serialization: None
Function: The INITTERM macro expands to map the initialization/termination area passed as the first parameter to a server initialization/termination program.
 The INITTERM macro generates either Assembler or PL/S DECLAREs to map the initialization and termination area.

Data Area Map

Offsets		Type	Len	Name (Dim)	Description
Dec	Hex				
0	(0)	SIGNED	4	INTINIT	Initialization or Termination indicator. Will be set to either constant "INITIAL" or "TERM" to indicate initialization or termination respectively.
4	(4)	SIGNED	4	INTWALEN	Length of a workarea. This field together with the INTWAPTR field, describes an area that can be used at termination time for the server exit to free any resources (storage, files, locks, etc.) that were obtained. The server exit, at initialization time, may place a value in this field. That value is not processed by the Enhanced Connectivity Facility manager. When the exit returns to Enhanced Connectivity Facility at initialization time the value in this field is remembered and presented to the exit in the same field at termination time.
8	(8)	SIGNED	4	INTWAPTR	Address of a workarea. This field together with the INTWALEN field, describes an area that can be used at termination time for the server exit to free any resources (storage, files, locks, etc.) that were obtained. The server exit, at initialization time, may place a value in this field. That value is not processed by the Enhanced Connectivity Facility manager. When the exit returns to Enhanced Connectivity Facility at initialization time the value in this field is remembered and presented to the exit in the same field at termination time.

INITTERM

Offsets		Type	Len	Name (Dim)	Description
Dec	Hex				
12	(C)	CHARACTER	8	INTSNAME	The name of the last server to send a reply. The init/term program can examine this field, along with INTRSN, to determine if the last reply sent was successfully received by the requesting Enhanced Connectivity Facility
20	(14)	SIGNED	4	INTRSN	The status of the last reply. The init/term program can examine this field, along with INTSNAME, to determine if the last reply sent was successfully received by the requesting Enhanced Connectivity Facility.
24	(18)	SIGNED	4		Reserved for future use.
28	(1C)	SIGNED	4	INTENVRN	Address of the TSO CPPL.

Comments

Define constants used to set the "INTINIT" field:

End of Comments

....	INITIAL	"0" Indicates to the init/term program that it should perform initialization.
....	...1	TERM	"1" Indicates to the init/term program that it should perform termination.

Comments

Define constants used to set the "INTRSN" field:

End of Comments

....	INTSUCC	"0" The reply was successfully received by the requesting Enhanced Connectivity Facility.
....	.1..	INTDOUBT	"4" The reply may not have been successfully received by the requesting Enhanced Connectivity Facility
....	1...	INTUNSUC	"8" The reply was not successfully received by the requesting Enhanced Connectivity Facility.
....	1.1.	INTBOUND	"10" The reply was not successfully received by the requesting Enhanced Connectivity Facility because the server violated a protocol boundary.

Cross Reference

Name	Hex Offset	Hex Value	Level
INITIAL	1C	0	2
INTBOUND	1C	A	2
INTDOUBT	1C	4	2
INTENVRN	1C		2
INTINIT	0		2
INTRSN	14		2
INTSNAME	C		2
INTSUCC	1C	0	2
INTUNSUC	1C	8	2
INTWALEN	4		2
INTWAPTR	8		2
TERM	1C	1	2

INMTEXTU

PROGRAMMING INTERFACE INFORMATION

INMTEXTU

End of PROGRAMMING INTERFACE INFORMATION

INMTEXTU

Common Name: TRANSMIT/RECEIVE Network Record Text Units
Macro ID: INMTEXTU
DSECT Name: INMTEXTU
Owning Component: TSO/E TRANSMIT/RECEIVE (28504)
Eye-Catcher ID: None
Offset: N/A
Subpool and Key: Subpool 0, key 8
Size: N/A
Created by: INMRNTFY, INMRO, INMXM, INMXO, INMXZ
Pointed to by: N/A
Serialization: N/A
Function: INMTEXTU maps TRANSMIT/RECEIVE network record text units.

Data Area Map**Constants**

Len	Type	Value	Name	Description
KEYS FOR NETWORK USER IDENTIFICATION (INMR01 RECORD)				
2	HEX	1001	INMTNODE	TARGET NODE NAME
2	HEX	1002	INMTUID	TARGET USERID
2	HEX	1011	INMFNODE	ORIGIN NODE NAME
2	HEX	1012	INMFUID	ORIGIN USERID
2	HEX	1023	INMFVERS	ORIGIN VERSION NUMBER
2	HEX	1024	INMFTIME	ORIGIN TIME STAMP
2	HEX	1025	INMTTIME	DESTINATION TIME STAMP
2	HEX	102F	INMNUMF	NUMBER OF FILES
KEYS FOR GENERAL USAGE				
2	HEX	1026	INMFACK	ACKNOWLEDGEMENT REQUEST
2	HEX	1027	INMERRCD	RECEIVE ERROR CODE
2	HEX	1028	INMUTILN	UTILITY NAME
2	HEX	1029	INMUSERP	USER PARAMETER STRING
2	HEX	102A	INMRECCT	TRANSMITTED RECORD COUNT
KEYS FOR DATASET DESCRIPTION				
2	HEX	0001	INMDDNAM	DDNAME
2	HEX	0002	INMDSNAM	DSNAME
2	HEX	0003	INMMEMBR	MEMBER NAME
2	HEX	000B	INMSECND	SECONDARY SPACE QUANTITY
2	HEX	000C	INMDIR	DIRECTORY SPACE QUANTITY
2	HEX	0022	INMEXPDT	EXPIRATION DATE
2	HEX	0028	INMTERM	TERMINAL ALLOCATION
2	HEX	0030	INMBLKSZ	BLOCKSIZE
2	HEX	003C	INMDSORG	DATA SET ORGANIZATION
2	HEX	0042	INMLRECL	LOGICAL RECORD LENGTH
2	HEX	0049	INMRECFM	RECORD FORMAT
2	HEX	1020	INMLREF	LAST REFERENCE DATE
2	HEX	1021	INMLCHG	LAST CHANGE DATE

INMTEXTU

Len	Type	Value	Name	Description
2	HEX	1022	INMCREAT	CREATION DATE
2	HEX	102C	INMSIZE	PRIMARY SPACE QUANTITY
2	HEX	8012	INMTYPE	DATA SET TYPE

INSTACK

Common Name: I/O Services Instorage Stack Element
Macro ID: IKJINSTK
DSECT Name: INSTACK
Owning Component: TSO/E Scheduler (28502)
Eye-Catcher ID: None
Offset: N/A
Subpool and Key: Subpool 230 and key 1
Size: 8 bytes
Created by: IKJEFT30
Pointed to by: IOSTELM
Serialization: None
Function: INSTACK maps an in-storage stack element, which defines a source of input to TSO/E I/O services.

Data Area Map

Offsets		Type	Len	Name (Dim)	Description
Dec	Hex				
0	(0)	STRUCTURE	8	INSTACK	

Comments

INPUT STACK ELEMENT

End of Comments

0	(0)	BITSTRING	1	INSCODE	TYPE OF ELEMENT
		1...		INSDATA	DATASET/TERMINAL SRC
		1...		INSTERM	GETLINE PREFERS 'INSTERM'
		.1...		INSSTOR	STORAGE SOURCE
		..1.		INSINDD	INPUT DD PRES
		...1		INSOTDD	OUTPUT DD PRES
	 1...		INSEXEC	EXEC STACK
	1..		INSPROM	PROMPTING ALLOWED
	1.		INSPROC	PROC ELEMENT
	1		INSLIST	LIST OPTION
1	(1)	ADDRESS	3	INSADLSD	POINTER TO LSD/IODSD
4	(4)	CHARACTER	4	FLAGWORD	FLAGS AND RESERVED FIELDS
4	(4)	BITSTRING	1	*	RESERVED FOR FUTURE USE.
		1...		INSATTN	Attention has been hit
		.1...		INSBARR	INDICATES A STACK "BARRIER" ELEMENT.
		..1.		INSREXX	INDICATES A REXX EXEC ELEMENT
5	(5)	BITSTRING	2	*	RESERVED @EB1502D2

INSTACK

Cross Reference

Name	Hex Offset	Hex Value	Level
FLAGWORD	4		2
INSADLSD	1		2
INSATTN	5	80	3
INSBARR	5	40	3
INSCODE	0		2
INSDATA	0	80	3
INSEXC	0	08	3
INSINDD	0	20	3
INSLIST	0	01	3
INSOTDD	0	10	3
INSPROC	0	02	3
INSPROM	0	04	3
INSREXX	5	20	3
INSSTOR	0	40	3
INSTACK	0		1
INSTERM	0	80	4

IOD

Common Name: CLIST and I/O Services I/O LAR Data Block
Macro ID: IKJCTIOD
DSECT Name: IOD
Owning Component: TSO/E Scheduler (28502)
Eye-Catcher ID: None
Offset: N/A
Subpool and Key: N/A
Size: 220 bytes
Created by: Callers of IKJCTIOR
Pointed to by: N/A
Serialization: None
Function: Describes information for the linkage assist routine (LAR).

Data Area Map

Offsets					
Dec	Hex	Type	Len	Name (Dim)	Description
0	(0)	STRUCTURE	220	IOD	
0	(0)	UNSIGNED	1	IODRTCDE	ROUTE CODE
1	(1)	UNSIGNED	3	IODFLAGS	ASSORTED INFO FOR COMMUNICATION BETWEEN LAR AND CALLER
		1...		IODEEMPTY	ON WHEN 437 IS OPENING AN UNUSED DATASET
		.1..		IODNOBUF	TURNED ON IN BPAMEXIT IF BUFFERS CAN'T BE GETMAINED FOR READ
4	(4)	ADDRESS	4	IODDCB	DCB ADDRESS
8	(8)	ADDRESS	4	IODDECB	DECB ADDRESS
12	(C)	ADDRESS	4	IODLFA	LIST FORM ADDRESS
16	(10)	ADDRESS	4	IODBUF@	GENERIC BUFFER ADDRESS
20	(14)	ADDRESS	4	IODBR@	TARGET FOR BRANCH TO DATA MGMT
24	(18)	ADDRESS	4	IODCOM	@ OF SOME DYNAMIC STORAGE IN CT437 OR STACK
28	(1C)	SIGNED	4	IODR0109	R0 FOR SVC(109)
32	(20)	ADDRESS	4	IODWA	@ OF WORKAREA (WHEN NECESSARY), OR FOR GENERAL USE
36	(24)	CHARACTER	72	IOLARSA	SAVEAREA FOR IKJCTIOR
36	(24)	SIGNED	4	*	
40	(28)	ADDRESS	4	IOLARHSA	
108	(6C)	CHARACTER	12	SYNSAVE	SYNADEXIT SAVE SPACE
120	(78)	CHARACTER	60	EXITSA	EXIT CODE SAVE AREA
180	(B4)	CHARACTER	12	IODSYNPB	PUTLINE PARM BLOCK FOR SYNAD
192	(C0)	ADDRESS	4	IODT40@	POINTER TO IKJEFT40 ENTRY POINT FOR SYNAD EXIT. SET ONLY IN IKJCT437
196	(C4)	ADDRESS	4	IODT40S@	POINTER TO THE KEY 1 SAVE AREA FOR IKJEFT40 WHEN CALLED FROM SYNAD EXIT. SET ONLY IN IKJCT437
200	(C8)	ADDRESS	4	IODRESV1 (5)	RESERVED AREA

IOD

Constants

Len	Type	Value	Name	Description
Comments				
FOLLOWING ARE THE ROUTE CODES, ONE FOR EACH FUNCTION THE I/O LAR WILL PERFORM.				
End of Comments				
1	DECIMAL	0	OPCOPEN	ROUTING CODE FOR OPEN
1	DECIMAL	1	OPCFIND	ROUTING CODE FOR FIND
1	DECIMAL	2	OPCREAD	ROUTING CODE FOR READ
1	DECIMAL	3	OPCCHECK	ROUTING CODE FOR CHECK
1	DECIMAL	4	OPCGET	ROUTING CODE FOR GET
1	DECIMAL	5	OPCCLOSE	ROUTING CODE FOR CLOSE
1	DECIMAL	6	OPCFREEP	ROUTING CODE FOR FREEPOOL
1	DECIMAL	7	OPCPUT	ROUTING CODE FOR PUT
1	DECIMAL	8	OPCPUTX	ROUTING CODE FOR PUTX
1	DECIMAL	9	OPCOBTN	ROUTING CODE FOR OBTAIN
1	DECIMAL	10	OPCRDJFC	ROUTING CODE FOR RDJFCB
1	DECIMAL	11	OPCLOCAT	ROUTING CODE FOR LOCATE
1	DECIMAL	12	OPCOP109	ROUTING CODE FOR OPEN 109
1	DECIMAL	13	OPCCL109	ROUTING CODE FOR CLOSE 109
1	DECIMAL	14	OPCGET37	ROUTING CODE FOR GET CT437
1	DECIMAL	15	OPCPUT37	ROUTING CODE FOR PUT CT437
1	DECIMAL	16	OPCPTX37	ROUTING CODE FOR PUTX T437
1	DECIMAL	17	OPCOPT30	ROUTING CODE FOR STK OPEN
1	DECIMAL	18	OPCOPIN	ROUTING CODE FOR OPEN EXIT
1	DECIMAL	19	OPCSTKRD	ROUTING CODE FOR STK READ
1	DECIMAL	20	OPCOPXT3	ROUTING CODE FOR OPEN EXIT
1	DECIMAL	21	OPBLDL	ROUTING CODE FOR BLDL

Cross Reference

Name	Hex Offset	Hex Value	Level
EXITSA	78		2
IOD	0		1
IODBR@	14		2
IODBUF@	10		2
IODCOM	18		2
IODDCB	4		2
IODDECB	8		2
IODEEMPTY	1	80	3
IODFLAGS	1		2
IODLFA	C		2
IODNOBUF	1	40	3
IODRESV1	C8		2
IODRTCDE	0		2
IODR0109	1C		2
IODSYNPB	B4		2
IODT40@	C0		2
IODT40S@	C4		2
IODWA	20		2
IOLARHSA	28		3
IOLARSA	24		2
SYNSAVE	6C		2

IOPL

PROGRAMMING INTERFACE INFORMATION

IOPL

End of PROGRAMMING INTERFACE INFORMATION

IOPL

Common Name: TSO/E Input/Output Parameter List
Macro ID: IKJIOPL
DSECT Name: IOPL
Owning Component: TSO/E Scheduler (28502)
Eye-Catcher ID: None
Offset: N/A
Subpool and Key: Subpool 0 or 1 and key 1 or 8
Size: 16 bytes
Created by: Caller of I/O service routines
Pointed to by: Register 1 at entry
Serialization: None
Function: Parameter list for TSO/E I/O service routines.

Data Area Map

Offsets		Type	Len	Name (Dim)	Description
Dec	Hex				
0	(0)	STRUCTURE	16	IOPL	

Comments

THE I/O SERVICE ROUTINE PARAMETER LIST (IOPL) IS A LIST OF FULLWORD ADDRESSES PASSED BY THE INVOKER OF ANY I/O SERVICE ROUTINE TO THE APPROPRIATE SERVICE ROUTINE VIA REGISTER ONE.

End of Comments

0	(0)	ADDRESS	4	IOPLUPT	PTR TO UPT
4	(4)	ADDRESS	4	IOPLECT	PTR TO ECT
8	(8)	ADDRESS	4	IOPLECB	PTR TO USER'S ECB
12	(C)	ADDRESS	4	IOPLIOPB	PTR TO THE I/O SERVICE RTN PARM BLOCK

IRXARGTB

PROGRAMMING INTERFACE INFORMATION

IRXARGTB

End of PROGRAMMING INTERFACE INFORMATION

IRXARGTB

Common Name: REXX Argument Table (ARGTABLE) control block mapping

Macro ID: IRXARGTB

DSECT Name: ARGTABLE_ENTRY

Owning Component: TSO/E REXX (28508)

Eye-Catcher ID: None

Offset: N/A

Subpool and Key: Subpool 78 and Key 8

Size: 8 bytes per ARGTABLE_ENTRY

Created by: EXEC command and other callers of IRXEXEC

Pointed to by: WORKEXT_ARGTABLE, Parm 2 to IRXEXEC, Parm 5 to EFPL (parameter list to external functions and subroutines)

Serialization: None

Function: The REXX Argument Table (ARGTABLE) contains information about arguments. It consists of ARGTABLE entries and an ARGTABLE end marker. For each argument string there is an ARGTABLE entry containing the address and length of the argument string. The last ARGTABLE entry is followed by the ARGTABLE end marker. For more information, see *OS/390 TSO/E REXX Reference*.

Data Area Map

Offsets		Type	Len	Name (Dim)	Description
Dec	Hex				
0	(0)	STRUCTURE	8	ARGTABLE_ENTRY	REXX Argument Table Entry
0	(0)	ADDRESS	4	ARGTABLE_ARGSTRING_PTR	Address of the argument string
4	(4)	SIGNED	4	ARGTABLE_ARGSTRING_LENGTH	Length of the argument string
8	(8)	CHARACTER		ARGTABLE_NEXT	Next ARGTABLE entry

IRXCMPTB

PROGRAMMING INTERFACE INFORMATION

IRXCMPTB

End of PROGRAMMING INTERFACE INFORMATION

IRXCMPTB

Common Name: REXX Compiler Programming Table
Macro ID: IRXCMPTB
DSECT Name: COMPGMTB_HEADER, COMPGMTB_ENTRY
Owning Component: TSO/E REXX (28508)
Eye-Catcher ID: None
Offset: N/A
Subpool and Key: Subpool 78 and Key 8
Size: 32 bytes for the COMPGMTB_HEADER plus
 56 bytes for each COMPGMTB_ENTRY
Created by: IRXCENV
Pointed to by: ENVBLOCK_COMPGMTB
Serialization: None
Function: The REXX Compiler Programming Table contains information about the compilers that are available in a REXX environment. It consists of a COMPGMTB header and COMPGMTB entries. The header contains information such as the address of the first COMPGMTB entry, the total number of entries, and the number of entries used. For each compiler, there is a COMPGMTB entry containing information such as the name of the compiler's language processor and its associated exits. The COMPGMTB header is pointed to by the ENVBLOCK_COMPGMTB field in the ENVBLOCK. For more information, see *OS/390 TSO/E Customization*.

Data Area Map

Offsets					
Dec	Hex	Type	Len	Name (Dim)	Description
0	(0)	STRUCTURE	32	COMPGMTB_HEADER	REXX Compiler Programming Table Header
0	(0)	ADDRESS	4	COMPGMTB_FIRST	Address of the first COMPGMTB entry
4	(4)	SIGNED	4	COMPGMTB_TOTAL	Total number of COMPGMTB entries
8	(8)	SIGNED	4	COMPGMTB_USED	Number of used COMPGMTB entries
12	(C)	SIGNED	4	COMPGMTB_LENGTH	Length of each COMPGMTB entry
16	(10)	CHARACTER	8	*	Reserved
24	(18)	CHARACTER	8	COMPGMTB_FFFF	End marker - hex 'FFFFFFFFFFFFFFFF'

Offsets					
Dec	Hex	Type	Len	Name (Dim)	Description
0	(0)	STRUCTURE	56	COMPGMTB_ENTRY	
0	(0)	CHARACTER	40	COMPGMTB_ENTRY_NAMES	
0	(0)	CHARACTER	8	COMPGMTB_RTPROC	Name of the Run Time Processor
8	(8)	CHARACTER	8	COMPGMTB_COMPINIT	Name of the Initialization Routine
16	(10)	CHARACTER	8	COMPGMTB_COMPTERM	Name of the Termination Routine
24	(18)	CHARACTER	8	COMPGMTB_COMPLoad	

IRXCMPTB

Offsets		Type	Len	Name (Dim)	Description
Dec	Hex				
32	(20)	CHARACTER	8	COMPGMTB_COMPVAR	Name of the Load Routine
40	(28)	SIGNED	4	COMPGMTB_STORAGE (4)	Name of the Variable Handling Routine
56	(38)	CHARACTER		COMPGMTB_NEXT	Storage for use by the Run Time Processor Next COMPGMTB entry

Cross Reference

Name	Hex Offset	Hex Value	Level
COMPGMTB_COMPINIT	8		3
COMPGMTB_COMPLOAD	18		3
COMPGMTB_COMPTERM	10		3
COMPGMTB_COMPVAR	20		3
COMPGMTB_ENTRY	0		1
COMPGMTB_ENTRY_NAMES	0		2
COMPGMTB_FFFF	18		2
COMPGMTB_FIRST	0		2
COMPGMTB_HEADER	0		1
COMPGMTB_LENGTH	C		2
COMPGMTB_NEXT	38		2
COMPGMTB_RTPROC	0		3
COMPGMTB_STORAGE	28		2
COMPGMTB_TOTAL	4		2
COMPGMTB_USED	8		2

IRXDSIB

PROGRAMMING INTERFACE INFORMATION

IRXDSIB

End of PROGRAMMING INTERFACE INFORMATION

IRXDSIB

Common Name: REXX Data Set Information Block Mapping
Macro ID: IRXDSIB
DSECT Name: DSIB_INFO
Owning Component: TSO/E REXX (28508)
Eye-Catcher ID: IRXDSIB
Offset: Offset 0 and length 8
Subpool and Key: Subpool 78 and Key 8
Size: 56 bytes
Created by: IRXINOUT
Pointed to by: Parm 2 from the TSO/E REXX I/O Replaceable Routine
Serialization: None
Function: The REXX Data Set Information Block (DSIB) is used to map the information returned by the TSO/E REXX I/O Replaceable Routine when it is called for 'OPENR', 'OPENX', or 'OPENW'. It contains information about the data set allocated to the specified DD.

Data Area Map

Offsets					
Dec	Hex	Type	Len	Name (Dim)	Description
0	(0)	STRUCTURE	56	DSIB_INFO	Rexx Data Set Information Block about a specified DD
0	(0)	CHARACTER	8	DSIB_ID	The 'IRXDSIB ' identifier
8	(8)	SIGNED	2	DSIB_LENGTH	Length of the DSIB_INFO control block
10	(A)	SIGNED	2	*	Reserved
12	(C)	CHARACTER	8	DSIB_DDNAME	Name of DD for which information is being returned
20	(14)	BITSTRING	4	DSIB_FLAGS	Flag word
20	(14)	BITSTRING	1	DSIB_VMASK1	Bit mask used to indicate which fields contain valid data
		1...		DSIB_LRECL_FLAG	ON if LRECL field is set
		.1..		DSIB_BLKSZ_FLAG	ON if BLKSZ field is set
		..1.		DSIB_DSORG_FLAG	ON if DSORG field is set
		...1		DSIB_RECFM_FLAG	ON if RECFM field is set
	 1..		DSIB_GET_FLAG	ON if GET_CNT is set
	1..		DSIB_PUT_FLAG	ON if PUT_CNT is set
	1.		DSIB_MODE_FLAG	ON if MODE field is set
	1		DSIB_CC_FLAG	ON if CC field is set
21	(15)	BITSTRING	1	DSIB_VMASK2	Bit mask used to indicate which fields contain valid data
		1...		DSIB_TRC_FLAG	ON if TRC field is set
		.111 1111		*	Reserved
22	(16)	BITSTRING	2	*	Reserved
24	(18)	CHARACTER	8	DSIB_DCB_INFO	DCB information - set at OPEN
24	(18)	SIGNED	2	DSIB_LRECL	Data set LRECL
26	(1A)	SIGNED	2	DSIB_BLKSZ	Data set BLKSIZE
28	(1C)	CHARACTER	2	DSIB_DSORG	Data Set Organization (DSORG) - '0200' = Data set is partitioned/ '0300' = partitioned unmoveable, '4000' = Data set is sequential/ '4100' = sequential unmoveable.

IRXDSIB

Offsets		Type	Len	Name (Dim)	Description
Dec	Hex				
30	(1E)	CHARACTER	2	DSIB_RECFCM	Record Format Information ==> 'F' = Fixed record format, 'FB' = Fixed Blocked format, 'V' = Variable record format, 'VB' = Variable Blocked format
32	(20)	CHARACTER	8	DSIB_IO_COUNTS	I/O count against this DCB
32	(20)	SIGNED	4	DSIB_GET_CNT	Total number of records read (by 'GET' macro) for this DCB
36	(24)	SIGNED	4	DSIB_PUT_CNT	Total number of records written (by 'PUT' or 'PUTX') for this DCB
40	(28)	CHARACTER	1	DSIB_IO_MODE	Mode in which DCB was opened: 'R' = Open for 'READ' (uses GET macro), 'X' = Open for 'READX' (update uses GET / PUTX macros), 'W' = Open for 'WRITE' (uses PUT macro), 'L' = Open for Exec LOAD (uses 'READ' macro)
41	(29)	CHARACTER	1	DSIB_CC	Carriage control information: 'A' = ANSI carriage control, 'M' = Machine carriage control, ' ' = No carriage control
42	(2A)	CHARACTER	1	DSIB_TRC	3800 character set control information 'Y' = Character set control characters are present 'N' = Character set control characters are not present
43	(2B)	CHARACTER	1	*	Reserved
44	(2C)	SIGNED	4	*(3)	Reserved words

Constants

Len	Type	Value	Name	Description
<div style="border: 1px solid black; padding: 5px;"> <p style="text-align: center;">Comments</p> <p style="text-align: center;">Declaration for the 'IRXDSIB ' Acronym Identifier</p> <p style="text-align: center;">End of Comments</p> </div>				
8	CHARACTER	IRXDSIB	IRXDSIB_ID	'IRXDSIB ' acronym identifier

Cross Reference

Name	Hex Offset	Hex Value	Level	Name	Hex Offset	Hex Value	Level
DSIB_BLKSZ	1A		3	DSIB_VMASK1	14		3
DSIB_BLKSZ_FLAG	14	40	4	DSIB_VMASK2	15		3
DSIB_CC	29		2				
DSIB_CC_FLAG	14	01	4				
DSIB_DCB_INFO	18		2				
DSIB_DDNAME	C		2				
DSIB_DSORG	1C		3				
DSIB_DSORG_FLAG	14	20	4				
DSIB_FLAGS	14		2				
DSIB_GET_CNT	20		3				
DSIB_GET_FLAG	14	08	4				
DSIB_ID	0		2				
DSIB_INFO	0		1				
DSIB_IO_COUNTS	20		2				
DSIB_IO_MODE	28		2				
DSIB_LENGTH	8		2				
DSIB_LRECL	18		3				
DSIB_LRECL_FLAG	14	80	4				
DSIB_MODE_FLAG	14	02	4				
DSIB_PUT_CNT	24		3				
DSIB_PUT_FLAG	14	04	4				
DSIB_RECFCM	1E		3				
DSIB_RECFCM_FLAG	14	10	4				
DSIB_TRC	2A		2				
DSIB_TRC_FLAG	15	80	4				

IRXEFPL

PROGRAMMING INTERFACE INFORMATION

IRXEFPL

End of PROGRAMMING INTERFACE INFORMATION

IRXEFPL

Common Name: External Functions Parameter List
Macro ID: IRXEFPL
DSECT Name: EFPL
Owning Component: TSO/E REXX (28508)
Eye-Catcher ID: None
Offset: N/A
Subpool and Key: Subpool 78 and Key 8
Size: 24 bytes
Created by: Function Search Routine
Pointed to by: Register 1 (The mapping of the parameter list is passed to external REXX functions and subroutines by TSO/E REXX, and the address of that parameter list is passed in register 1.)
Serialization: None
Function: IRXEFPL defines the REXX External Functions parameter list.

Data Area Map

Offsets					
Dec	Hex	Type	Len	Name (Dim)	Description
0	(0)	STRUCTURE	24	EFPL	
0	(0)	ADDRESS	4	EFPLCOM	Reserved
4	(4)	ADDRESS	4	EFPLBARG	Reserved
8	(8)	ADDRESS	4	EFPLEARG	Reserved
12	(C)	ADDRESS	4	EFPLFB	Reserved
16	(10)	ADDRESS	4	EFPLARG	Pointer to arguments table
20	(14)	ADDRESS	4	EFPLEVAL	Pointer to address of EVALBLOCK

IRXENVB

PROGRAMMING INTERFACE INFORMATION

IRXENVB

Only the following fields are part of the programming interface:

- ENVBLOCK_ATTNROUT_PARMPTR
- ENVBLOCK_COMPGMTB
- ENVBLOCK_ID
- ENVBLOCK_IRXEXTE
- ENVBLOCK_LENGTH
- ENVBLOCK_PARBLOCK
- ENVBLOCK_USERFIELD
- ENVBLOCK_VERSION
- ENVBLOCK_WORKBLOK_EXT

End of PROGRAMMING INTERFACE INFORMATION

IRXENVB

Common Name: REXX Environment Block

Macro ID: IRXENVB

DSECT Name: ENVBLOCK

Owning Component: TSO/E REXX (28508)

Eye-Catcher ID: ENVBLOCK

Offset: 0

Length: 8

Storage Attributes: Subpool: 78

Key: 8

Residency: above 16M

Size: 320 bytes

Created by: IRXITPA

Pointed to by: Register 0, or by the ENVBLOCK parameter during calls to various REXX programming service routines and REXX replaceable routines.

Serialization: none

Function: The REXX Environment block (ENVBLOCK) contains information describing a REXX environment, and REXX execs in that environment. Included in the ENVBLOCK are pointers to the PARMBLOCK, WORKBLOK_EXT and IRXEXTE, as well as error information.

Data Area Map

Offsets		Type	Len	Name (Dim)	Description
Dec	Hex				
0	(0)	STRUCTURE	320	ENVBLOCK	REXX Environment Block
0	(0)	CHARACTER	8	ENVBLOCK_ID	ENVBLOCK identifier 'ENVBLOCK'
8	(8)	CHARACTER	4	ENVBLOCK_VERSION	Version number
12	(C)	SIGNED	4	ENVBLOCK_LENGTH	Length of ENVBLOCK
16	(10)	ADDRESS	4	ENVBLOCK_PARBLOCK	Address of the PARMBLOCK
20	(14)	ADDRESS	4	ENVBLOCK_USERFIELD	Address of the user field
24	(18)	ADDRESS	4	ENVBLOCK_WORKBLOK_EXT	Address of the current WORKBLOK_EXT

IRXENVB

Offsets						
Dec	Hex	Type	Len	Name (Dim)	Description	
28	(1C)	ADDRESS	4	ENVBLOCK_IRXEXTE	Address of IRXEXTE	
32	(20)	CHARACTER	256	ENVBLOCK_ERROR	Error information	
32	(20)	ADDRESS	4	ERROR_CALL@	Address of the first caller	
36	(24)	SIGNED	4	*	Reserved	
40	(28)	CHARACTER	8	ERROR_MSGID	Message id used by the first caller	
48	(30)	CHARACTER	80	PRIMARY_ERROR_MESSAGE	Primary error message	
128	(80)	CHARACTER	160	ALTERNATE_ERROR_MSG	Alternate error message	
288	(120)	ADDRESS	4	ENVBLOCK_COMPGMTB	Address of the Compiler Programming Table	
292	(124)	ADDRESS	4	ENVBLOCK_ATTNROUT_PARMPTR	Address of a parameter passed to the user's ATTNROUT routine from the REXX attention routine. Used for communication between the user's ATTNROUT routine and the REXX attention routine.	
296	(128)	ADDRESS	4	ENVBLOCK_ECTPTR	Address of the ECT under which an environment that is integrated with TSO/E is anchored.	
300	(12C)	SIGNED	4	*	Reserved	
304	(130)	SIGNED	4	*	Reserved	
308	(134)	SIGNED	4	*	Reserved	
312	(138)	SIGNED	4	*	Reserved	
316	(13C)	SIGNED	4	*	Reserved	

Cross Reference

Name	Hex Offset	Hex Value
ALTERNATE_ERROR_MSG	80	
ENVBLOCK	0	
ENVBLOCK_ATTNROUT_PARMPTR	124	
ENVBLOCK_COMPGMTB	120	
ENVBLOCK_ECTPTR	128	
ENVBLOCK_ERROR	20	
ENVBLOCK_ID	0	
ENVBLOCK_IRXEXTE	1C	
ENVBLOCK_LENGTH	C	
ENVBLOCK_PARBLOCK	10	
ENVBLOCK_USERFIELD	14	
ENVBLOCK_VERSION	8	
ENVBLOCK_WORKBLOK_EXT	18	
ERROR_CALL@	20	
ERROR_MSGID	28	
PRIMARY_ERROR_MESSAGE	30	

IRXENVT

Common Name: REXX Environment Table (ENVTABLE) control block mapping
Macro ID: IRXENVT
DSECT Name: ENVTABLE_HEADER, ENVTABLE_ENTRY
Owning Component: TSO/E REXX (28508)
Eye-Catcher ID: IRXANCHR
Offset: Offset 0 and length 8
Subpool and Key: Subpool 78 and Key 8
Size: 32 bytes for ENVTABLE_HEADER plus 40 bytes per ENVTABLE_ENTRY
Created by: N/A
Pointed to by: N/A
Serialization: None
Function: The REXX Environment Table (ENVTABLE) contains information concerning all REXX environments. It consists of an ENVTABLE header and ENVTABLE entries. The ENVTABLE header contains information such as the number of ENVTABLE entries. For each REXX environment, there is an ENVTABLE entry containing information describing the REXX environment. The ENVTABLE exists in load module IRXANCHR.

Data Area Map

Offsets						
Dec	Hex	Type	Len	Name (Dim)	Description	
0	(0)	STRUCTURE	32	ENVTABLE_HEADER	REXX Environment Table Header	
0	(0)	CHARACTER	8	ENVTABLE_ID	ENVTABLE id 'IRXANCHR'	
8	(8)	CHARACTER	4	ENVTABLE_VERSION	ENVTABLE character version	
12	(C)	SIGNED	4	ENVTABLE_TOTAL	Total number of entries	
16	(10)	SIGNED	4	ENVTABLE_USED	Number of used entries	
20	(14)	SIGNED	4	ENVTABLE_LENGTH	Length of each entry	
24	(18)	CHARACTER	8	*	Reserved	
32	(20)	CHARACTER		ENVTABLE_FIRST	First ENVTABLE entry	

Comments

ENVTABLE_ENTRY - REXX Environment Table Entry

End of Comments

Offsets						
Dec	Hex	Type	Len	Name (Dim)	Description	
0	(0)	STRUCTURE	40	ENVTABLE_ENTRY	REXX Environment Table Entry	
0	(0)	CHARACTER	40	*	Reserved	
40	(28)	CHARACTER		ENVTABLE_NEXT	Next ENVTABLE entry	

IRXENVT

Cross Reference

Name	Hex Offset	Hex Value	Level
ENVTABLE_ENTRY	0		1
ENVTABLE_FIRST	20		2
ENVTABLE_HEADER	0		1
ENVTABLE_ID	0		2
ENVTABLE_LENGTH	14		2
ENVTABLE_NEXT	28		2
ENVTABLE_TOTAL	C		2
ENVTABLE_USED	10		2
ENVTABLE_VERSION	8		2

IRXEVALB

PROGRAMMING INTERFACE INFORMATION

IRXEVALB

End of PROGRAMMING INTERFACE INFORMATION

IRXEVALB

Common Name: REXX Evaluation Block (EVALBLOCK) control block mapping
Macro ID: IRXEVALB
DSECT Name: EVALBLOCK
Owning Component: TSO/E REXX (28508)
Eye-Catcher ID: None
Offset: N/A
Subpool and Key: Subpool 78 and Key 8
Size: 16 bytes
Created by: IRXSYSFU
Pointed to by: EFPLEVAL, WORKEXT_EVALBLOK, Parm 6 on call to IRXEXEC, Parm 2 on call to IRXRLT, Parm 6 in EFPL (parameter list to external functions and subroutines).
Serialization: None
Function: The REXX Evaluation Block (EVALBLOCK) contains information concerning the result of a REXX function or subroutine. Information such as the length of the result and the result itself are included in the EVALBLOCK.

Data Area Map

Offsets		Type	Len	Name (Dim)	Description
Dec	Hex				
0	(0)	STRUCTURE	*	EVALBLOCK	REXX Evaluation Block
0	(0)	SIGNED	4	EVALBLOCK_EVPAD1	Reserved - set to binary zero
4	(4)	SIGNED	4	EVALBLOCK_EVSIZE	Size of EVALBLOCK in double words
8	(8)	SIGNED	4	EVALBLOCK_EVLEN	Length of data
12	(C)	SIGNED	4	EVALBLOCK_EVPAD2	Reserved - set to binary zero
16	(10)	CHARACTER	*	EVALBLOCK_EVDATA	Result

IRXEXECB

PROGRAMMING INTERFACE INFORMATION

IRXEXECB

End of PROGRAMMING INTERFACE INFORMATION

IRXEXECB

Common Name: REXX EXEC Block Mapping (EXECBLK)
Macro ID: IRXEXECB
DSECT Name: EXECBLK
Owning Component: TSO/E REXX (28508)
Eye-Catcher ID: IRXEXECB
Offset: Offset 0 and length 8
Subpool and Key: Subpool 78 and Key 8
Size: 48 bytes
Created by: Callers of IRXLOAD and IRXEXEC
 These include IRXSYSFU and IKJCT43D.
Pointed to by: WORKEXT_EXECBLK,
 Parm 2 to IRXLOAD, Parm 1 to IRXEXEC, Parm 1 to compiler's run time processor, Parm 2 to compiler's interface load routine
Serialization: None
Function: This macro maps a REXX exec block (EXECBLK). The EXECBLK is a control block which contains information about a REXX exec which is to be loaded and/or executed. It contains information like the member name of the exec, the DD name from which the exec should be loaded, etc.

Data Area Map

Offsets					
Dec	Hex	Type	Len	Name (Dim)	Description
0	(0)	STRUCTURE	48	EXECBLK	Exec block containing information about the Exec to be loaded and/or executed
0	(0)	CHARACTER	8	EXEC_BLK_ACRYN	Acronym identifier, must be set to 'IRXEXECB'
8	(8)	SIGNED	4	EXEC_BLK_LENGTH	Length of EXECBLK in bytes
12	(C)	SIGNED	4	*	Reserved
16	(10)	CHARACTER	8	EXEC_MEMBER	The member name of the Exec, if Exec is from a partitioned data set, or blanks if the Exec is from a sequential data set.
24	(18)	CHARACTER	8	EXEC_DDNAME	The DD from which the Exec is loaded ('LOAD' or 'LOADCOMP'), or the name of the load DD to be closed ('CLOSEDD').
32	(20)	CHARACTER	8	EXEC_SUBCOM	The name of the initial subcommand environment under which the Exec executes
40	(28)	ADDRESS	4	EXEC_DSNPTR	Pointer to a data set name (DSN) to be returned when an REXX Exec issues a PARSE SOURCE command. It usually represents the name of the Exec Load data set. Ptr may be 0 to indicate no DSN. (Name may consist of up to 44 chars for a fully qualified DSN + up to 10 chars for an optional parenthetical member name).
44	(2C)	SIGNED	4	EXEC_DSNLEN	Length of the data set name pointed to by EXEC_DSNPTR, or 0 if no data set name is specified. Valid length values are 0 to 54 inclusive.
48	(30)	CHARACTER		EXEC_V1_END	End of Ver 1 EXECBLK

IRXEXECB

Constants

Len	Type	Value	Name	Description
Comments				
Declaration for the 'IRXEXECB' Acronym				
End of Comments				
8	CHARACTER	IRXEXECB	EXECBLK_ID	'IRXEXECB' acronym identifier
4	DECIMAL	48	EXECBLK_V1_LEN	Length of Ver 1 EXECBLK

Cross Reference

Name	Hex Offset	Hex Value	Level
EXEC_BLK_ACRYN	0		2
EXEC_BLK_LENGTH	8		2
EXEC_DDNAME	18		2
EXEC_DSNLEN	2C		2
EXEC_DSNPTR	28		2
EXEC_MEMBER	10		2
EXEC_SUBCOM	20		2
EXEC_V1_END	30		2
EXECBLK	0		1

IRXEXTE

PROGRAMMING INTERFACE INFORMATION

IRXEXTE

End of PROGRAMMING INTERFACE INFORMATION

IRXEXTE

Common Name: REXX Vector of External Entry Points (IRXEXTE) control block mapping
Macro ID: IRXEXTE
DSECT Name: IRXEXTE
Owning Component: TSO/E REXX (28508)
Eye-Catcher ID: None
Offset: N/A
Subpool and Key: Subpool 78 and Key 8
Size: 80 bytes
Created by:
Pointed to by: ENVBLOCK_IRXEXTE
Serialization:

Function: The REXX Vector of External Entry Points (IRXEXTE) contains addresses of external REXX routines and replaceable REXX routines. The first element in the REXX Vector of External Entry Points (IRXEXTE) contains the number of entry points in the REXX Vector of External Entry Points (IRXEXTE).

Each REXX replaceable routine is represented by two entry points. The first entry point contains the address of the replaceable routine or the default TSO/E routine if a replaceable routine has not been provided. The second entry point contains the address of the default TSO/E routine, regardless of whether or not a replaceable routine has been provided.

Data Area Map

Offsets						
Dec	Hex	Type	Len	Name (Dim)	Description	
0	(0)	DBL WORD	8 (0)		Align on doubleword boundary	
0	(0)	SIGNED	4	IRXEXTE_ENTRY_COUNT	Number of entry points in the REXX Vector of External Entry Points	
4	(4)	ADDRESS	4	IRXINIT	IRXINIT - REXX Initialization Routine	
8	(8)	ADDRESS	4	LOAD_ROUTINE	LOAD_ROUTINE - REXX Load Exec Routine	
12	(C)	ADDRESS	4	IRXLOAD	IRXLOAD - Default REXX Load Exec Routine	
16	(10)	ADDRESS	4	IRXEXCOM	IRXEXCOM - REXX Variable Access Routine	
20	(14)	ADDRESS	4	IRXEXEC	IRXEXEC - REXX Run Exec Routine	
24	(18)	ADDRESS	4	IO_ROUTINE	IO_ROUTINE - REXX Input/Output Routine	
28	(1C)	ADDRESS	4	IRXINOUT	IRXINOUT - Default REXX Input/Output Routine	
32	(20)	ADDRESS	4	IRXJCL	IRXJCL - REXX JCL Routine	
36	(24)	ADDRESS	4	IRXRLT	IRXRLT - REXX Get Result Routine	
40	(28)	ADDRESS	4	STACK_ROUTINE	STACK_ROUTINE - REXX Data Stack Handling Routine	
44	(2C)	ADDRESS	4	IRXSTK	IRXSTK - Default REXX Data Stack Handling Routine	
48	(30)	ADDRESS	4	IRXSUBCM	IRXSUBCM - REXX Subcommand Service Routine	
52	(34)	ADDRESS	4	IRXTERM	IRXTERM - REXX Termination Routine	
56	(38)	ADDRESS	4	IRXIC	IRXIC - REXX Immediate Commands Routine	
60	(3C)	ADDRESS	4	MSGID_ROUTINE	MSGID_ROUTINE - REXX Message ID Routine	
64	(40)	ADDRESS	4	IRXMSGID	IRXMSGID - Default REXX Message ID Routine	
68	(44)	ADDRESS	4	USERID_ROUTINE	USERID_ROUTINE - REXX User ID Routine	

IRXEXTE

Offsets					
Dec	Hex	Type	Len	Name (Dim)	Description
72	(48)	ADDRESS	4	IRXUID	IRXUID - Default REXX User ID Routine
76	(4C)	ADDRESS	4	IRXTERMA	IRXTERMA - REXX Abnormal Termination Routine
80	(50)	ADDRESS	4	IRXSAY	IRXSAY - REXX SAY Instruction Routine
84	(54)	ADDRESS	4	IRXERS	IRXERS - REXX External Routine Search Routine
88	(58)	ADDRESS	4	IRXHST	IRXHST - REXX Host Command Search Routine
92	(5C)	ADDRESS	4	IRXHLT	IRXHLT - REXX Halt Condition Routine
96	(60)	ADDRESS	4	IRXTXT	IRXTXT - REXX Text Retrieval Routine
100	(64)	ADDRESS	4	IRXLIN	IRXLIN - REXX LINESIZE Routine
104	(68)	ADDRESS	4	IRXRTE	IRXRTE - REXX Exit Routing Routine

Cross Reference

Name	Hex Offset	Hex Value	Level
IO_ROUTINE	18		2
IRXERS	54		2
IRXEXCOM	10		2
IRXEXEC	14		2
IRXEXTE_ENTRY_COUNT	0		2
IRXHLT	5C		2
IRXHST	58		2
IRXIC	38		2
IRXINIT	4		2
IRXINOUT	1C		2
IRXJCL	20		2
IRXLIN	64		2
IRXLOAD	C		2
IRXMSGID	40		2
IRXRTE	68		2
IRXSAY	50		2
IRXSTK	2C		2
IRXSUBCM	30		2
IRXTERM	34		2
IRXTERMA	4C		2
IRXTXT	60		2
IRXUID	48		2
LOAD_ROUTINE	8		2
MSGID_ROUTINE	3C		2
STACK_ROUTINE	28		2
USERID_ROUTINE	44		2

IRXFPDIR

PROGRAMMING INTERFACE INFORMATION

IRXFPDIR

End of PROGRAMMING INTERFACE INFORMATION

IRXFPDIR

Common Name: REXX Function Package Directory mapping
Macro ID: IRXFPDIR
DSECT Name: FPCKDIR_HEADER, FPCKDIR_ENTRY
Owning Component: TSO/E REXX (28508)
Eye-Catcher ID: IRXFPACK
Offset: Offset 0 and length 8
Subpool and Key: Subpool 78 and Key 8
Size: 24 bytes for FPCKDIR_HEADER plus 32 bytes per FPCKDIR_ENTRY
Created by: Programmer writing REXX function package
Pointed to by: N/A
Serialization: None
Function: The REXX Function Package Directory contains the names and addresses of entry points of the function package code. The DD names from which to load the package code are also contained in this directory. Function Package Directories are listed by name in the Function Package Table (IRXPACKTB) in field PACKTB_NAME.

Data Area Map

Offsets					
Dec	Hex	Type	Len	Name (Dim)	Description
0	(0)	STRUCTURE	24	FPCKDIR_HEADER	
0	(0)	CHARACTER	8	FPCKDIR_ID	FPCKDIR character id 'IRXFPACK'
8	(8)	SIGNED	4	FPCKDIR_HEADER_LENGTH	Length of header
12	(C)	SIGNED	4	FPCKDIR_FUNCTIONS	Number of functions
16	(10)	SIGNED	4	*	Reserved
20	(14)	SIGNED	4	FPCKDIR_ENTRY_LENGTH	Length of entry

Comments

FPCKDIR_ENTRY - REXX Package Directory Entry

End of Comments

Offsets					
Dec	Hex	Type	Len	Name (Dim)	Description
0	(0)	STRUCTURE	32	FPCKDIR_ENTRY	
0	(0)	CHARACTER	8	FPCKDIR_FUNCNAME	Name of the external function or subroutine as it is used in the exec
8	(8)	ADDRESS	4	FPCKDIR_FUNCADDR	Storage address of the entry point of the package code
12	(C)	SIGNED	4	*	Reserved
16	(10)	CHARACTER	8	FPCKDIR_SYSNAME	

IRXFPDIR

Offsets		Type	Len	Name (Dim)	Description
Dec	Hex				
24	(18)	CHARACTER	8	FPCKDIR_SYSDD	Name of the entry point corresponding to the package code to be called for the function or subroutine Name of the DD from which the package code is loaded
32	(20)	CHARACTER		FPCKDIR_NEXT	Next FPCKDIR entry

Cross Reference

Name	Hex Offset	Hex Value	Level
FPCKDIR_ENTRY	0		1
FPCKDIR_ENTRY_LENGTH	14		2
FPCKDIR_FUNCADDR	8		2
FPCKDIR_FUNCNAME	0		2
FPCKDIR_FUNCTIONS	C		2
FPCKDIR_HEADER	0		1
FPCKDIR_HEADER_LENGTH	8		2
FPCKDIR_ID	0		2
FPCKDIR_NEXT	20		2
FPCKDIR_SYSDD	18		2
FPCKDIR_SYSNAME	10		2

IRXINSTB

PROGRAMMING INTERFACE INFORMATION

IRXINSTB

End of PROGRAMMING INTERFACE INFORMATION

IRXINSTB

Common Name: REXX In-Storage Block (INSTBLK) control block mapping
Macro ID: IRXINSTB
DSECT Name: INSTBLK, INSTBLK_ENTRY
Owning Component: TSO/E REXX (28508)
Eye-Catcher ID: IRXINSTB
Offset: Offset 0 and length 8
Subpool and Key: Subpool 78 and Key 8
Size: 128 bytes for INSTBLK_HEADER
 8 bytes per exec line in INSTBLK_ENTRY
Created by: IRXLOAD or a caller of IRXEXEC
Pointed to by: WORKEXT_INSTBLK, INSTBLK address parameter of
 IRXLOAD and IRXEXEC
Serialization: None
Function: The REXX In-Storage Block (INSTBLK) contains information about statements in a REXX exec. It consists of an INSTBLK header and INSTBLK entries. The INSTBLK header contains information such as the address of the first INSTBLK entry and the total length of all INSTBLK entries. For each statement, there is an INSTBLK entry containing the address and length of the statement.

Data Area Map

Offsets						
Dec	Hex	Type	Len	Name (Dim)	Description	
0	(0)	STRUCTURE	*	INSTBLK	REXX In-storage Block	
0	(0)	CHARACTER	128	INSTBLK_HEADER	In-Storage Block Header	
0	(0)	CHARACTER	8	INSTBLK_ACRONYM	The INSTBLK Identifier	
8	(8)	SIGNED	4	INSTBLK_HDRLEN	Length of INSTBLK header	
12	(C)	SIGNED	4	*	Reserved	
16	(10)	ADDRESS	4	INSTBLK_ADDRESS	Address of first INSTBLK_ENTRY	
20	(14)	SIGNED	4	INSTBLK_USEDLEN	Total length of all used INSTBLK_ENTRYs. (Number of entries = INSTBLK_USEDLEN/length of each INSTBLK_ENTRY.)	
24	(18)	CHARACTER	8	INSTBLK_MEMBER	Name of member from which exec was loaded, or blank if loaded from a sequential DD	
32	(20)	CHARACTER	8	INSTBLK_DDNAME	Name of DD representing data set from which exec was loaded	
40	(28)	CHARACTER	8	INSTBLK_SUBCOM	Name of initial subcommand environment under which exec is run	
48	(30)	SIGNED	4	*	Reserved	
52	(34)	SIGNED	4	INSTBLK_DSNLEN	Length of data set name	

IRXINSTB

Offsets					
Dec	Hex	Type	Len	Name (Dim)	Description
56	(38)	CHARACTER	54	INSTBLK_DSNAME	Data set name from which exec was loaded, if known
110	(6E)	SIGNED	2	*	Reserved
112	(70)	SIGNED	4	* (4)	Reserved
128	(80)	CHARACTER	*	INSTBLK_ENTRIES	The INSTBLK_ENTRY array of entries begins here

Comments

INSTBLK_ENTRY - REXX In-Storage Block Entry, used to map the array of entries beginning at INSTBLK_ENTRIES within INSTBLK.

End of Comments

Offsets					
Dec	Hex	Type	Len	Name (Dim)	Description
0	(0)	STRUCTURE	8	INSTBLK_ENTRY	REXX In-Storage Block Entry. Each entry represents 1 REXX exec statement.
0	(0)	ADDRESS	4	INSTBLK_STMT@	Address of REXX statement
4	(4)	SIGNED	4	INSTBLK_STMTLEN	Length of the REXX statement
8	(8)	CHARACTER		INSTBLK_NEXT	Next INSTBLK_ENTRY

Constants

Len	Type	Value	Name	Description
-----	------	-------	------	-------------

Comments

Declaration for the In-storage control block acronym

End of Comments

8	CHARACTER	IRXINSTB	INSTBLK_ACRYN	In-storage control block acronym
---	-----------	----------	---------------	----------------------------------

Cross Reference

Name	Hex Offset	Hex Value	Level
INSTBLK	0		1
INSTBLK_ACRONYM	0		3
INSTBLK_ADDRESS	10		3
INSTBLK_DDNAME	20		3
INSTBLK_DSNAME	38		3
INSTBLK_DSNLEN	34		3
INSTBLK_ENTRIES	80		2
INSTBLK_ENTRY	0		1
INSTBLK_HDRLEN	8		3
INSTBLK_HEADER	0		2
INSTBLK_MEMBER	18		3
INSTBLK_NEXT	8		2
INSTBLK_STMT@	0		2
INSTBLK_STMTLEN	4		2
INSTBLK_SUBCOM	28		3
INSTBLK_USEDLEN	14		3

IRXMODNT

PROGRAMMING INTERFACE INFORMATION

IRXMODNT

End of PROGRAMMING INTERFACE INFORMATION

IRXMODNT

Common Name: REXX Module Name Table (MODNAMET) control block mapping
Macro ID: IRXMODNT
DSECT Name: MODNAMET
Owning Component: TSO/E REXX (28508)
Eye-Catcher ID: None
Offset: N/A
Subpool and Key: Subpool 78 and Key 8
Size: 104 bytes
Created by: REXX Language Processor Initialization
Pointed to by: PARMBLOCK_MODNAMET
Serialization: None
Function: The REXX Module Name Table (MODNAMET) contains information relevant to a REXX environment. Information such as DD names and routine names for input, output, loading execs, and data stack handling are included in the MODNAMET.

Data Area Map

Offsets					
Dec	Hex	Type	Len	Name (Dim)	Description
0	(0)	STRUCTURE	112	MODNAMET	REXX Module Name Table
0	(0)	CHARACTER	24	MODNAMET_DDS	DDs
0	(0)	CHARACTER	8	MODNAMET_INDD	Name of the input DD and is only used in MVS
8	(8)	CHARACTER	8	MODNAMET_OUTDD	Name of the output DD and is only used in MVS
16	(10)	CHARACTER	8	MODNAMET_LOADDD	Name of the load exec DD
24	(18)	CHARACTER	80	MODNAMET_ROUTINES	Routines
24	(18)	CHARACTER	8	MODNAMET_IOROUT	Name of the input and output routine
32	(20)	CHARACTER	8	MODNAMET_EXROUT	Name of the exec load routine
40	(28)	CHARACTER	8	MODNAMET_GETFREER	Name of the getmain and freemain routine
48	(30)	CHARACTER	8	MODNAMET_EXECINIT	Name of the Exec Initialization routine
56	(38)	CHARACTER	8	MODNAMET_ATTNROUT	Name of the attention routine
64	(40)	CHARACTER	8	MODNAMET_STACKRT	Name of the stack routine
72	(48)	CHARACTER	8	MODNAMET_IRXEXECX	Name of the IRXEXEC exit routine
80	(50)	CHARACTER	8	MODNAMET_IDROUT	Name of the userid routine
88	(58)	CHARACTER	8	MODNAMET_MSGIDRT	Name of the message id routine
96	(60)	CHARACTER	8	MODNAMET_EXECTERM	Name of the Exec Termination routine
104	(68)	CHARACTER	8	MODNAMET_FFFF	End marker - hex 'FFFFFFFFFFFFFFFF'

IRXMODNT

Cross Reference

Name	Hex Offset	Hex Value	Level
MODNAMET	0		1
MODNAMET_ATTNROUT			
	38		3
MODNAMET_DDS	0		2
MODNAMET_EXECINIT			
	30		3
MODNAMET_EXEETERM			
	60		3
MODNAMET_EXROUT	20		3
MODNAMET_FFFF	68		2
MODNAMET_GETFREER			
	28		3
MODNAMET_IDROUT	50		3
MODNAMET_INDD	0		3
MODNAMET_IOROUT	18		3
MODNAMET_IRXEXECX			
	48		3
MODNAMET_LOADDD	10		3
MODNAMET_MSGIDRT	58		3
MODNAMET_OUTDD	8		3
MODNAMET_ROUTINES			
	18		2
MODNAMET_STACKRT	40		3

IRXPACKT

PROGRAMMING INTERFACE INFORMATION

IRXPACKT

End of PROGRAMMING INTERFACE INFORMATION

IRXPACKT

Common Name: REXX Function Package Table (PACKTB) control block mapping
Macro ID: IRXPACKT
DSECT Name: PACKTB_HEADER, PACKTB_ENTRY
Owning Component: TSO/E REXX (28508)
Eye-Catcher ID: None
Offset: N/A
Subpool and Key: Subpool 78 and Key 8
Size: 48 bytes for the PACKTB_HEADER plus 8 bytes per PACKTB_ENTRY
Created by: REXX Language Processor Initialization and Function Search Routine
Pointed to by: PARMBLOCK_PACKTB
Serialization: None
Function: The REXX Function Package Table (PACKTB) contains information about the user, local and system function packages available under a REXX environment. It consists of a PACKTB header and PACKTB entries. The PACKTB contains information such as the addresses of the first user, local, and system PACKTB entries and the number of user, local, and system PACKTB entries. For each function package, there is a PACKTB entry containing the name of the function package.

Data Area Map

Offsets					
Dec	Hex	Type	Len	Name (Dim)	Description
0	(0)	STRUCTURE	48	PACKTB_HEADER	REXX Function Package Table Header
0	(0)	ADDRESS	4	PACKTB_USER_FIRST	Address of the first user PACKTB entry
4	(4)	SIGNED	4	PACKTB_USER_TOTAL	Total number of user PACKTB entries
8	(8)	SIGNED	4	PACKTB_USER_USED	Number of used user PACKTB entries
12	(C)	ADDRESS	4	PACKTB_LOCAL_FIRST	Address of the first local PACKTB entry
16	(10)	SIGNED	4	PACKTB_LOCAL_TOTAL	Total number of local PACKTB entries
20	(14)	SIGNED	4	PACKTB_LOCAL_USED	Number of used local PACKTB entries
24	(18)	ADDRESS	4	PACKTB_SYSTEM_FIRST	Address of the first system PACKTB entry
28	(1C)	SIGNED	4	PACKTB_SYSTEM_TOTAL	Total number of system PACKTB entries
32	(20)	SIGNED	4	PACKTB_SYSTEM_USED	Number of used system PACKTB entries
36	(24)	SIGNED	4	PACKTB_LENGTH	Length of each PACKTB entry
40	(28)	CHARACTER	8	PACKTB_FFFF	End marker - hex 'FFFFFFFFFFFFFF'

IRXPACKT

Offsets		Type	Len	Name (Dim)	Description
Dec	Hex				
Comments					
PACKTB_ENTRY - REXX Function Package Table Entry					
End of Comments					

Offsets		Type	Len	Name (Dim)	Description
Dec	Hex				
0	(0)	STRUCTURE	8	PACKTB_ENTRY	REXX Function Package Table Entry
0	(0)	CHARACTER	8	PACKTB_NAME	Name of the function package
8	(8)	CHARACTER		PACKTB_NEXT	Next PACKTB entry

Cross Reference

Name	Hex Offset	Hex Value	Level
PACKTB_ENTRY	0		1
PACKTB_FFFF	28		2
PACKTB_HEADER	0		1
PACKTB_LENGTH	24		2
PACKTB_LOCAL_FIRST	C		2
PACKTB_LOCAL_TOTAL	10		2
PACKTB_LOCAL_USED	14		2
PACKTB_NAME	0		2
PACKTB_NEXT	8		2
PACKTB_SYSTEM_FIRST	18		2
PACKTB_SYSTEM_TOTAL	1C		2
PACKTB_SYSTEM_USED	20		2
PACKTB_USER_FIRST	0		2
PACKTB_USER_TOTAL	4		2
PACKTB_USER_USED	8		2

IRXPARMB

PROGRAMMING INTERFACE INFORMATION

IRXPARMB

End of PROGRAMMING INTERFACE INFORMATION

IRXPARMB

Common Name: REXX Parameter Block (PARMBLOCK) control block mapping
Macro ID: IRXPARMB
DSECT Name: PARMBLOCK
Owning Component: TSO/E REXX (28508)
Eye-Catcher ID: IRXPARMS
Offset: Offset 0 and length 8
Subpool and Key: Subpool 78 and Key 8
Size: 64 bytes
Created by: REXX Language Processor Initialization
Pointed to by: ENVBLOCK_PARMBLOCK
Serialization: None
Function: The REXX Parameter Block (PARMBLOCK) contains information describing a REXX environment. Information included in the PARMBLOCK are whether the REXX environment is reentrant or non-reentrant, and whether or not the data stack can be used. The PARMBLOCK also contains pointers to the MODNAMET, SUBCOMTB, and PACKTB.

Data Area Map

Offsets					
Dec	Hex	Type	Len	Name (Dim)	Description
0	(0)	STRUCTURE	64	PARMBLOCK	REXX Parameter Block
0	(0)	CHARACTER	8	PARMBLOCK_ID	PARMBLOCK character id 'IRXPARMS'
8	(8)	CHARACTER	4	PARMBLOCK_VERSION	Version number in EBCDIC
12	(C)	CHARACTER	3	PARMBLOCK_LANGUAGE	Language identifier
15	(F)	CHARACTER	1	*	Reserved
16	(10)	ADDRESS	4	PARMBLOCK_MODNAMET	Address of the MODNAMET
20	(14)	ADDRESS	4	PARMBLOCK_SUBCOMTB	Address of the SUBCOMTB header
24	(18)	ADDRESS	4	PARMBLOCK_PACKTB	Address of the PACKTB header
28	(1C)	CHARACTER	8	PARMBLOCK_PARSETOK	Parse source token
36	(24)	BITSTRING	4	PARMBLOCK_FLAGS	Flags
		1...		TSOFL	Integrate with TSO flag
		.1..		*	Reserved
		..1.		CMDSOFL	Command search order flag
		...1		FUNCSOFL	Function/subroutine search order flag
	 1...		NOSTKFL	No data stack flag
	1..		NOREADFL	No read flag
	1.		NOWRTFL	No write flag
	1		NEWSTKFL	New data stack flag
		1...		USERPKFL	User external function package flag
		.1..		LOCPKFL	Local external function package flag
		..1.		SYSPKFL	System external function package flag
		...1		NEWSCFL	New subcommand table flag

IRXPARMB

Offsets		Type	Len	Name (Dim)	Description
Dec	Hex				
	 1...		CLOSEXFL	Close exec data set flag
	1..		NOESTAE	No recovery ESTAE flag
	1.		RENRANT	Reentrant REXX environment flag
	1		NOPMSG	No primary messages
		1...		ALTMSG	Issue alternate messages
		.1..		SPSHARE	Subpool storage is shared flag
		..1.		STORFL	STORAGE function flag
		...1		NOLOADDD	Do not load from the system-level EXEC DDNAME.
	 1...		NOMSGWTO	MVS, do not issue error messages with the WTO service.
	1..		NOMSGIO	MVS, do not issue error messages with I/O to the OUTDD.
38	(26)	BITSTRING	1	*	Reserved
40	(28)	BITSTRING	4	PARMBLOCK_MASKS	Masks for flags
		1...		TSOFL_MASK	Integrate with TSO flag mask
		.1..		*	Reserved Mask
		..1.		CMDSOFL_MASK	Command search order flag mask
		...1		FUNCSOFL_MASK	Function/subroutine search order flag mask
	 1...		NOSTKFL_MASK	No data stack flag mask
	1..		NOREADFL_MASK	No read flag mask
	1.		NOWRTFL_MASK	No write flag mask
	1		NEWSTKFL_MASK	New data stack flag mask
		1...		USERPKFL_MASK	User external function package flag mask
		.1..		LOCPKFL_MASK	Local external function package flag mask
		..1.		SYSPKFL_MASK	System external function package flag mask
		...1		NEWSOFL_MASK	New subcommand table flag mask
	 1...		CLOSEXFL_MASK	Close exec data set flag mask
	1..		NOESTAE_MASK	No recovery ESTAE flag mask
	1.		RENRANT_MASK	Reentrant REXX environment flag mask
	1		NOPMSG_MASK	No primary messages flag mask
		1...		ALTMSG_MASK	Issue alternate messages flag mask
		.1..		SPSHARE_MASK	Subpool storage is shared flag mask
		..1.		STORFL_MASK	STORAGE function flag mask
		...1		NOLOADDD_MASK	Mask for do not load from the system-level EXEC DDNAME.
	 1...		NOMSGWTO_MASK	MVS, do not issue error messages with the WTO service mask.
	1..		NOMSGIO_MASK	MVS, do not issue error messages with I/O to the OUTDD mask.
42	(2A)	BITSTRING	1	*	Reserved
44	(2C)	UNSIGNED	4	PARMBLOCK_SUBPOOL	Subpool number
48	(30)	CHARACTER	8	PARMBLOCK_ADDRSPN	Name of the address space
56	(38)	CHARACTER	8	PARMBLOCK_FFFF	End marker - hex 'FFFFFFFFFFFFFFFF'

Constants

Len	Type	Value	Name	Description
<div style="border: 1px solid black; padding: 5px;"> <p style="text-align: center;">Comments</p> <p style="text-align: center;">VALID_PARMBLOCK_ID - REXX Parameter Block Identifier</p> <p style="text-align: center;">End of Comments</p> </div>				
8	CHARACTER	IRXPARM	VALID_PARMBLOCK_ID	Valid PARMBLOCK character id

Len	Type	Value	Name	Description
Comments				
VALID_PARMBLOCK_VERSION - REXX Parameter Block Version				
End of Comments				
4	CHARACTER	0200	VALID_PARMBLOCK_VERSION	Current PARMBLOCK version

Cross Reference

Name	Hex Offset	Hex Value	Level	Name	Hex Offset	Hex Value	Level
ALTMSG	26	80	3	RENTRANT_MASK	29	02	3
ALTMSG_MASK	2A	80	3	SPSHARE	26	40	3
CLOSEXFL	25	08	3	SPSHARE_MASK	2A	40	3
CLOSEXFL_MASK	29	08	3	STORFL	26	20	3
CMDSOFL	24	20	3	STORFL_MASK	2A	20	3
CMDSOFL_MASK	28	20	3	SYSPKFL	25	20	3
FUNCSOFL	24	10	3	SYSPKFL_MASK	29	20	3
FUNCSOFL_MASK	28	10	3	TSOFL	24	80	3
LOCPKFL	25	40	3	TSOFL_MASK	28	80	3
LOCPKFL_MASK	29	40	3	USERPKFL	25	80	3
NEWSCFL	25	10	3	USERPKFL_MASK	29	80	3
NEWSCFL_MASK	29	10	3				
NEWSTKFL	24	01	3				
NEWSTKFL_MASK	28	01	3				
NOESTAE	25	04	3				
NOESTAE_MASK	29	04	3				
NOLOADDD	26	10	3				
NOLOADDD_MASK	2A	10	3				
NOMSGIO	26	04	3				
NOMSGIO_MASK	2A	04	3				
NOMSGWTO	26	08	3				
NOMSGWTO_MASK	2A	08	3				
NOPMSG	25	01	3				
NOPMSG_MASK	29	01	3				
NOREADFL	24	04	3				
NOREADFL_MASK	28	04	3				
NOSTKFL	24	08	3				
NOSTKFL_MASK	28	08	3				
NOWRTFL	24	02	3				
NOWRTFL_MASK	28	02	3				
PARMBLOCK	0		1				
PARMBLOCK_ADDRSPN							
	30		2				
PARMBLOCK_FFFF	38		2				
PARMBLOCK_FLAGS	24		2				
PARMBLOCK_ID	0		2				
PARMBLOCK_LANGUAGE							
	C		2				
PARMBLOCK_MASKS	28		2				
PARMBLOCK_MODNAMET							
	10		2				
PARMBLOCK_PACKTB	18		2				
PARMBLOCK_PARSETOK							
	1C		2				
PARMBLOCK_SUBCOMTB							
	14		2				
PARMBLOCK_SUBPOOL							
	2C		2				
PARMBLOCK_VERSION							
	8		2				
RENTRANT	25	02	3				

IRXSHVB

PROGRAMMING INTERFACE INFORMATION

IRXSHVB

End of PROGRAMMING INTERFACE INFORMATION

IRXSHVB

Common Name: Shared REXX Variable Request Block mapping
Macro ID: IRXSHVB
DSECT Name: SHVBLOCK
Owning Component: TSO/E REXX (28508)
Eye-Catcher ID: None
Offset: N/A
Subpool and Key: Subpool 78 and Key 8
Size: 32 bytes
Created by: Caller of IRXEXCOM
Pointed to by: Fourth parameter passed to IRXEXCOM
Serialization: None
Function: This macro maps a REXX Shared Variable Request Block. The SHVBLOCK is passed as an interface to the REXX Variable Access Routine (IRXEXCOM), and returns information from it.

Data Area Map

Offsets					
Dec	Hex	Type	Len	Name (Dim)	Description
0	(0)	STRUCTURE	32	SHVBLOCK	SHARED VARIABLE REQUEST BLOCK
0	(0)	ADDRESS	4	SHVNEXT	Chain pointer to next SHVBLOCK
4	(4)	SIGNED	4	SHVUSER	Used during "FETCH NEXT" Contains length of buffer pointed to by SHVNAMA
8	(8)	SIGNED	4	SHVCODES	
8	(8)	CHARACTER	1	SHVCODE	Function code - indicates type of variable access request
9	(9)	UNSIGNED	1	SHVRET	Return codes
10	(A)	UNSIGNED	2	*	Reserved
12	(C)	SIGNED	4	SHVBUFL	Length of fetch value buffer
16	(10)	ADDRESS	4	SHVNAMA	Address of variable name
20	(14)	SIGNED	4	SHVNAML	Length of variable name
24	(18)	ADDRESS	4	SHVVALA	Address of value buffer
28	(1C)	SIGNED	4	SHVVALL	Length of value buffer (Set on fetch)

IRXSHVB

Constants

Len	Type	Value	Name	Description
Comments				
SHARED VARIABLE REQUEST BLOCK - function codes				
End of Comments				
1	CHARACTER	S	SHVSTORE	Set variable from given value
1	CHARACTER	F	SHVFETCH	Copy value of variable to Buffer
1	CHARACTER	D	SHVDROPV	Drop variable
1	CHARACTER	s	SHVSYSET	Symbolic name Set variable
1	CHARACTER	f	SHVSYFET	Symbolic name Fetch variable
1	CHARACTER	d	SHVSYDRO	Symbolic name DROP variable
1	CHARACTER	N	SHVNEXTV	Fetch next variable
1	CHARACTER	P	SHVPRIV	Fetch private information

Comments				
R15 return codes				
End of Comments				
4	DECIMAL	0	SHVRCOK	Entire Plist chain processed
4	DECIMAL	-1	SHVRCINV	Invalid entry conditions
4	DECIMAL	-2	SHVRCIST	Insufficient storage available

Comments				
SHARED VARIABLE REQUEST BLOCK - return codes				
End of Comments				
1	HEX	00	SHVCLEAN	Successful execution
1	HEX	01	SHVNEWV	Variable did not exist
1	HEX	02	SHVLVAR	Last variable transferred (for N function code)
1	HEX	04	SHVTRUNC	Truncation occurred during fetch
1	HEX	08	SHVBADN	Invalid variable name
1	HEX	10	SHVBADV	Reserved in REXX
1	HEX	80	SHVBADF	Invalid function code

Cross Reference

Name	Hex Offset	Hex Value	Level
SHVBLOCK	0		1
SHVBUFL	C		2
SHVCODE	8		3
SHVCODES	8		2
SHVNAMA	10		2
SHVNAML	14		2
SHVNEXT	0		2
SHVRET	9		3
SHVUSER	4		2
SHVVALA	18		2
SHVVALL	1C		2

IRXSUBCT

PROGRAMMING INTERFACE INFORMATION

IRXSUBCT

End of PROGRAMMING INTERFACE INFORMATION

IRXSUBCT

Common Name: REXX Subcommand Table (SUBCOMTB) control block mapping
Macro ID: IRXSUBCT
DSECT Name: SUBCOMTB_HEADER, SUBCOMTB_ENTRY
Owning Component: TSO/E REXX (28508)
Eye-Catcher ID: None
Offset: N/A
Subpool and Key: Subpool 78 and Key 8
Size: 40 bytes for the SUBCOMTB_HEADER plus 32 bytes per SUBCOMTB_ENTRY
Created by: REXX Language Processor Initialization
Pointed to by: PARMBLOCK_SUBCOMTB
Serialization: None
Function: The REXX Subcommand Table (SUBCOMTB) contains information about the host commands available under a REXX environment. It consists of a SUBCOMTB header and SUBCOMTB entries. The SUBCOMTB header contains information such as the address of the first SUBCOMTB entry, the name of the initial host command, and the number of SUBCOMTB entries. For each host command, there is a SUBCOMTB entry containing information such as the name of the host command and the name of the routine for the host command.

Data Area Map

Offsets		Type	Len	Name (Dim)	Description
Dec	Hex				
0	(0)	STRUCTURE	40	SUBCOMTB_HEADER	REXX Subcommand Table Header
0	(0)	ADDRESS	4	SUBCOMTB_FIRST	Address of the first SUBCOMTB entry
4	(4)	SIGNED	4	SUBCOMTB_TOTAL	Total number of SUBCOMTB entries
8	(8)	SIGNED	4	SUBCOMTB_USED	Number of used SUBCOMTB entries
12	(C)	SIGNED	4	SUBCOMTB_LENGTH	Length of each SUBCOMTB entry
16	(10)	CHARACTER	8	SUBCOMTB_INITIAL	Name of the initial subcommand
24	(18)	CHARACTER	8	*	Reserved
32	(20)	CHARACTER	8	SUBCOMTB_FFFF	End marker - hex 'FFFFFFFFFFFFFFFF'

Comments

SUBCOMTB_ENTRY - REXX Subcommand Table Entry

End of Comments

Offsets		Type	Len	Name (Dim)	Description
Dec	Hex				
0	(0)	STRUCTURE	32	SUBCOMTB_ENTRY	

IRXSUBCT

Offsets		Type	Len	Name (Dim)	Description
Dec	Hex				
0	(0)	CHARACTER	8	SUBCOMTB_NAME	REXX Subcommand Table Entry Name of the subcommand
8	(8)	CHARACTER	8	SUBCOMTB_ROUTINE	Name of the subcommand routine
16	(10)	CHARACTER	16	SUBCOMTB_TOKEN	Subcommand token
32	(20)	CHARACTER		SUBCOMTB_NEXT	Next SUBCOMTB entry

Cross Reference

Name	Hex Offset	Hex Value	Level
SUBCOMTB_ENTRY	0		1
SUBCOMTB_FFFF	20		2
SUBCOMTB_FIRST	0		2
SUBCOMTB_HEADER	0		1
SUBCOMTB_INITIAL	10		2
SUBCOMTB_LENGTH	C		2
SUBCOMTB_NAME	0		2
SUBCOMTB_NEXT	20		2
SUBCOMTB_ROUTINE	8		2
SUBCOMTB_TOKEN	10		2
SUBCOMTB_TOTAL	4		2
SUBCOMTB_USED	8		2

IRXWORKB

PROGRAMMING INTERFACE INFORMATION

IRXWORKB

End of PROGRAMMING INTERFACE INFORMATION

IRXWORKB

Common Name: REXX Work Block Extension (WORKBLOK_EXT) control block mapping
Macro ID: IRXWORKB
DSECT Name: WORKBLOK_EXT
Owning Component: TSO/E REXX (28508)
Eye-Catcher ID: None
Offset: N/A
Subpool and Key: Subpool 78 and Key 8
Size: 32 bytes
Created by: IRXEXEC
Pointed to by: ENVBLOCK_WORKBLOK_EXT
Serialization: None
Function: The REXX Work Block Extension (WORKBLOK_EXT) contains the parameters passed to IRXEXEC, the address of the PARSE SOURCE string, a fullword that may be used by a compiler's runtime processor, etc.

Data Area Map

Offsets						
Dec	Hex	Type	Len	Name (Dim)	Description	
0	(0)	STRUCTURE	48	WORKBLOK_EXT	The REXX WORKBLOK extension	
0	(0)	ADDRESS	4	WORKEXT_EXECBLK	Address of the EXECBLK	
4	(4)	ADDRESS	4	WORKEXT_ARGTABLE	Address of the first ARGTABLE entry	
8	(8)	BITSTRING	4	WORKEXT_FLAGS	Flags describing the REXX exec	
		1... ..		WORKEXT_COMMAND	Exec is a command	
		.1.. ..		WORKEXT_FUNCTION	Exec is a function	
		..1.		WORKEXT_SUBROUTINE	Exec is a subroutine	
8	(8)	BITSTRING	3	*	Reserved	
12	(C)	ADDRESS	4	WORKEXT_INSTBLK	Address of the INSTBLK header	
16	(10)	ADDRESS	4	WORKEXT_CPPLPTR	Address of the CPPL	
20	(14)	ADDRESS	4	WORKEXT_EVALBLOCK	Address of the REXX user EVALBLOCK	
24	(18)	ADDRESS	4	WORKEXT_WORKAREA	Address of the workarea header containing the address and length of a workarea containing the storage to be used by REXX for the work block extension (WORKEXT), etc.	
28	(1C)	ADDRESS	4	WORKEXT_USERFIELD	Address of a user field	
32	(20)	ADDRESS	4	WORKEXT_RTPROC	A fullword for use by a Compiler's Runtime Processor Processor	
36	(24)	ADDRESS	4	WORKEXT_SOURCE_ADDRESS	The address of the PARSE SOURCE string	

IRXWORKB

Offsets					
Dec	Hex	Type	Len	Name (Dim)	Description
40	(28)	SIGNED	4	WORKEXT_SOURCE_LENGTH	The length of the PARSE SOURCE string Maintain doubleword boundary
44	(2C)	SIGNED	4	*	

Cross Reference

Name	Hex Offset	Hex Value	Level
WORKBLOK_EXT	0		1
WORKEXT_ARGTABLE	4		2
WORKEXT_COMMAND	8	80	3
WORKEXT_CPPLPTR	10		2
WORKEXT_EVALBLOCK	14		2
WORKEXT_EXECBLK	0		2
WORKEXT_FLAGS	8		2
WORKEXT_FUNCTION	8	40	3
WORKEXT_INSTBLK	C		2
WORKEXT_RTPROC	20		2
WORKEXT_SOURCE_ADDRESS	24		2
WORKEXT_SOURCE_LENGTH	28		2
WORKEXT_SUBROUTINE	8	20	3
WORKEXT_USERFIELD	1C		2
WORKEXT_WORKAREA	18		2

LSD

PROGRAMMING INTERFACE INFORMATION

LSD

End of PROGRAMMING INTERFACE INFORMATION

LSD

Common Name: TSO/E List Source Descriptor
Macro ID: IKJLSD
DSECT Name: LSD
Owning Component: TSO/E Scheduler (28502)
Eye-Catcher ID: None
Offset: N/A
Subpool and Key: 78 and key 8
Size: 16 bytes
Created by: Caller of IKJSTCK
Pointed to by: STPBALSD field of the STPB data area
Serialization: None
Function: Contains length and record of in storage CLIST and pointer to next record.

Data Area Map

Offsets					
Dec	Hex	Type	Len	Name (Dim)	Description
0	(0)	ADDRESS	4	LSDADATA	PTR TO IN STORAGE LIST
0	(0)	ADDRESS	1		
1	(1)	ADDRESS	3	LSDDATAL	
4	(4)	SIGNED	2	LSDRCLEN	REC LENGTH -0 IF VARIABLE LEN RECFM
6	(6)	SIGNED	2	LSDTOTLN	TOTAL LEN OF IN STOR LIST(AMT OF CORE TO FREE)
8	(8)	ADDRESS	4	LSDANEXT	PTR TO NEXT REC O BE PROCESSED-INITIALIZED TO FIRST REC BY INVOKER-UPDATED BY GETLINE/PUTGET
8	(8)	ADDRESS	1		
9	(9)	ADDRESS	3	LSDNEXTL	
12	(C)	CHARACTER	4	LSDEXEC	ADDRESS OF THE EXEC COMMAND DATA BLOCK
12	(C)	ADDRESS	1		
13	(D)	ADDRESS	3	LSDEXECL	

Cross Reference

Name	Hex Offset	Hex Value	Level
LSDADATA	0		2
LSDANEXT	8		2
LSDDATAL	1		2
LSDEXEC	C		2
LSDEXECL	D		2
LSDNEXTL	9		2
LSDRCLEN	4		2
LSDTOTLN	6		2

LWA

PROGRAMMING INTERFACE INFORMATION

LWA

Only the following fields are part of the programming interface:

- LWAPASCB
- LWAPECT
- LWAPSCB

End of PROGRAMMING INTERFACE INFORMATION

LWA

Common Name: TSO/E Logon Work Area
Macro ID: IKJEFLWA
DSECT Name: LWA
Owning Component: TSO/E Scheduler (28502)
Eye-Catcher ID: LWA
Offset: Offset 0 and length 4
Subpool and Key: Subpool 253 and key 0
Size: LWA - 664 bytes
Created by: IKJEFLA
Pointed to by: ASXBLWA field of the ASXB data area
Serialization: None
Function: Contains control block pointers, entrance lists, and parameter lists required for logon/logoff processing.

Data Area Map

Offsets					
Dec	Hex	Type	Len	Name (Dim)	Description
0	(0)	STRUCTURE	664	LWA	
0	(0)	ADDRESS	4	LWAPPTR	ADDRESS OF THE LOGON WORK AREA
4	(4)	CHARACTER	8	LWALWA	EBCDIC ' LWA ' Y02669
12	(C)	ADDRESS	4	LWATEST	PTR FOR TEST
16	(10)	ADDRESS	4	LWAPASCB	ADDRESS OF ASCB Y02669 FOR USER MEMORY Y02669
20	(14)	ADDRESS	4	LWAACCT	OFFSET TO ACCT FIELD IN UADS
24	(18)	ADDRESS	4	LWAPSCB	ADDRESS OF THE PROTECTED STEP CONTROL BLOCK
28	(1C)	ADDRESS	4	LWAJSEL	ADDRESS OF THE JOB SCHEDULING ENTRANCE LIST
32	(20)	ADDRESS	4	LWAPECT	ADDRESS OF THE ECT
36	(24)	CHARACTER	4	LWAAECB	EVENT CONTROL BLOCK FOR THE LOGON/LOGOFF PROMPTING TASK
36	(24)	BITSTRING	3	*	NOT REFERENCED BY LOGON/ LOGOFF CODE
39	(27)	BITSTRING	1	LWAABCE	COMPLETION CODE BYTE
40	(28)	CHARACTER	4	LWAPECB	COMMUNICATIONS ECB FOR COMMUNICATION FROM THE PROMPTING TASK TO THE SCHEDULING TASK
40	(28)	BITSTRING	3	*	NOT REFERENCED BY LOGON/ LOGOFF CODE
43	(2B)	BITSTRING	1	LWAPBCE	COMPLETION CODE BYTE
44	(2C)	CHARACTER	4	LWASECB	COMMUNICATIONS ECB FOR COMMUNICATION FROM THE SCHEDULING TASK TO THE PROMPTING TASK
44	(2C)	BITSTRING	3	*	NOT REFERENCED BY LOGON/ LOGOFF CODE
47	(2F)	BITSTRING	1	LWASBCE	COMPLETION CODE BYTE

LWA

Offsets					
Dec	Hex	Type	Len	Name (Dim)	Description
48	(30)	SIGNED	4	LWALPCNT	LOOP CONTROL FOR Y02653 STAI EXIT RETRY. Y02653 WHEN COUNTER REACHES Y02653 GIVEN VALUE, SESSION Y02653 IS TERMINATED. Y02653
52	(34)	ADDRESS	4	LWAPDCB	ADDRESS OF UADS Y02653 DCB - USED BY STAI Y02653 RETRY. Y02653
56	(38)	BITSTRING	4	LWAFLGS	FLAGS FOR USE BY LOGON
56	(38)	BITSTRING	1	*	
		1...		LWALA	IKJEFLA INDICATOR Y02669
		.1...		LWALB	IKJEFLB INDICATOR Y02669
		..1.		LWALC	IKJEFLC INDICATOR Y02669
		...1		LWALE	IKJEFLD INDICATOR Y02669
	 1...		LWALEA	IKJEFLEA INDICATOR Y02669
	1..		LWALI	IKJEFLI INDICATOR Y02669
	1.		LWALH	IKJEFLH INDICATOR Y02669
	1		LWALL	IKJEFLI INDICATOR Y02669
57	(39)	BITSTRING	1	*	
		1...		LWALGM	IKJEFLGM INDICATOR Y02669
		.1...		LWALJ	IKJEFLJ INDICATOR Y02669
		..1.		LWALK	IKJEFLK INDICATOR Y02669
		...1		LWALG	IKJEFLG INDICATOR Y02669
	 1...		LWALGB	IKJEFLGB INDICATOR Y02669
	1..		LWALS	IKJEFLS INDICATOR Y02669
	1.		LWAFSLGN	FSCRN LOGON
	1		LWAFSRAC	FSCRN RACF
58	(3A)	BITSTRING	1	*	
		1...		LWAABFLD	ABEND OCCURRED
		.1...		LWARACF	-> USER IS... ..RACF DEFINED
		..1.		LWAVTAM	-> VTAM/SNA
		...1		LWAPHASE	CONTROL SWITCH Y02653 FOR STAI EXIT. Y02653 IF 0 - PHASE I Y02653 ACTIVE. IF 1 - Y02653 PHASE II ACTIVE Y02653
	 1...		LWAPSW	IF 1, LAST Y02653 ABEND IN Y02653 PROMPTER WAS Y02653 PSW RESTART. Y02653
	1..		LWAPCK	IF 1, LAST Y02653 ABEND IN Y02653 PROMPTER WAS Y02653 PROGRAM CHECK. Y02653
	1.		LWAMCK	IF 1, LAST Y02653 ABEND IN Y02653 PROMPTER WAS Y02653 MACHINE CHECK. Y02653
	1		LWABND	IF 1, LAST Y02653 ABEND IN Y02653 PROMPTER WAS Y02653 OTHER THAN PROG Y02653 CHK, PSW RESTRY Y02653 OR MACHINE CHK. Y02653
59	(3B)	BITSTRING	1	LWAFLGS4	
		1...		LWAFSTXT	PSCB IS IN SP252 UPT AND RELOGON BUFFER ARE IN SUBPOOL 250
		.1...		LWANORDR	USER ON TERMINAL THAT DOES NOT SUPPORT OIACARD READER
		..1.		LWAQTIP	SET BY SIC SO LOGON WILL DO QTIP 24 IN IKJEFLK
		...1		LWASICSP	SET BY LOGON INIKJEFLJ AND SET.. ..TO 0 IN IKJEFLK. TELLS SIC NOT TO DO QTIP 24
	 1...		LWALBTC	LIST BC IN CONTROL
	1.		LWATNBT	USED TO INDICATE CANCEL BY THE ATTENTION EXIT ROUTINE.
	1		LWAINX1	INSTALLATION EXIT ROUTINE IN CONTROL
	1		LWAILGN	INITIAL LOGON INDICATOR
60	(3C)	ADDRESS	4	LWAPTID	PROMPTING TASK IDENTIFIER RETURNED BY ATTACH
64	(40)	BITSTRING	3	LWACTLS	CONTROL BIT STRING FOR LOGON PROMPTING TASK
		1...		LWAUFAI	INDICATES UNSUCCESSFUL ENQ ON THE RESOURCE ' SYSUADS USERID '
		.1...		LWARACI	IF ONE, INSTALLATION DOES NOT WANT LOGON TO DO A RACINIT

Offsets		Type	Len	Name (Dim)	Description
Dec	Hex				
		..1.		LWAFAIL	INDICATES AN UNSUCCESSFUL ATTEMPT TO OBTAIN A SYSTEM RESOURCE. IDENTIFIED BY ANY OTHER BIT.
		...1		LWADISC	INDICATES THAT LOGON IS TO TERMINATE AND DISCONNECT THE TERMINAL.
	 1...		LWANOPR	IF BIT IS ONE AN INSTALLATION EXIT ROUTINE HAS PROVIDED USERID, PASSWORD, ACCOUNT, PROCEDURE CHARACTER STRINGS, A REGION SIZE, AND A PERFORMANCE GROUP FOR USE IN SCHEDULING A TERMINAL JOB.
	1..		LWANUAD	IF THIS BIT IS ONE AND THE BIT LWANOPR IS ALSO ONE NO ACCESS OF THE UADS SHOULD BE MADE FOR THIS TERMINAL JOB.
	1.		LWAJJCL	JCL FOR TERMINAL JOB WAS SUPPLIED BY AN INSTALLATION EXIT ROUTINE.
	1		LWANUADE	IF EQUAL TO '1'B AND LWANOPR = '1'B AND LWANUAD = '1'B THEN THE INSTALLATION EXIT HAS GIVEN PERMISSION TO READ THE UADS BUT ONLY THE UADSDRBA FIELD
65	(41)	1...		LWAAATR1	INFORMATION FOR THE ATR1 FIELD OF THE PSCB WAS SUPPLIED BY AN INSTALLATION EXIT ROUTINE.
		.1..		LWAAATR2	INFORMATION FOR THE ATR2 FIELD OF THE PSCB WAS SUPPLIED BY AN INSTALLATION EXIT ROUTINE.
		..1.		LWAUNIT	INFORMATION FOR PSCBGPNM FIELD OF THE PSCB WAS SUPPLIED BY AN INSTALLATION EXIT ROUTINE.
		...1		LWABUPT	INFORMATION FOR USER PROFILE TABLE WAS SUPPLIED BY AN INSTALLATION EXIT RTN.
	 1...		LWANONQ	LOGON WILL NOT MAINTAIN AN ENQ ON THE RESOURCE'SYSUAD USERID' DURING THE USER'S SESSION.
	1..		LWADEST	IF 1, INSTALLATION Y02664 EXIT HAS SUPPLIED Y02664 DEFAULT DEST. Y02664
	1.		LWABEND	IF 1, INSTALLATION Y02653 EXIT IS GETTING Y02653 CONTROL AFTER ABEND Y02653
66	(42)1		LWAMAIL	1=NOMAIL RQST
		1...		LWANOTC	1=NONOTICE RQST
		.1..		LWAOID	1=NOOID RQST
		..1.		LWANFSL	1=NO FULLSCREEN LOGON
		...1		LWASPASS	1=PASSWORD STORED IN TSB
	 1...		LWASUBH	1=EXIT SUPPLIED SUBMIT HOLD CLASS
	1..		LWASUBC	1=EXIT SUPPLIED SUBMIT CLASS
	1.		LWASUBM	1=EXIT SUPPLIED SUBMIT MESSAGE CLASS
	1		LWASOUT	1=EXIT SUPPLIED SYSOUT CLASS
67	(43)	UNSIGNED	1	LWATSOLV	LWA LEVEL
68	(44)	SIGNED	4	LWARTCD	RETURN CODE SET BY IKJEFLK
72	(48)	CHARACTER	8	LWANAME	EPLOC FOR ATTACH/XCTL NAME
72	(48)	CHARACTER	1	LWARNML	USED FOR MINOR RESOURCE NAME LENGTH TO ENQ/DEQ
73	(49)	CHARACTER	7	LWARNM	USED FOR MINOR RESOURCE NAME IMAGE
80	(50)	CHARACTER	12	LWANQDQ	USED FOR ENQ/DEQ PARAMETER LIST
92	(5C)	CHARACTER	8	LWAEELST	ECB LIST HEADER
92	(5C)	ADDRESS	4	LWAAECBP	PTR TO LWAAECB
96	(60)	ADDRESS	4	LWAPECBP	PTR TO LWAPECB
		1...		LWAEOEL	END OF LIST BIT
100	(64)	SIGNED	4	LWARCDE	RTN CODE SET BY IKJEFLJ
104	(68)	UNSIGNED	4	LWATCPU	2 WORDS USED FOR Y02669
108	(6C)	UNSIGNED	4	LWATCPU1	TOTAL CPU TIME USED Y02669 FOR THIS ACCOUNTING Y02669 PERIOD. Y02669
112	(70)	UNSIGNED	4	LWATSRU	2 WORDS USED FOR Y02669
116	(74)	UNSIGNED	4	LWATSRU1	TOTAL SERVICE UNITS Y02669 USED DURING THIS Y02669 ACCT PERIOD. Y02669
120	(78)	UNSIGNED	4	LWATCON	2 WORDS USED FOR Y02669

LWA

Offsets					
Dec	Hex	Type	Len	Name (Dim)	Description
124	(7C)	UNSIGNED	4	LWATCON1	TOTAL CONNECT TIME Y02669 USED DURING THIS Y02669 ACCT PERIOD. Y02669
128	(80)	ADDRESS	4	LWASTCB	TCB ADDR IKJEFLA Y02669
132	(84)	CHARACTER	8	LWADEST2	USERID FOR SYSOUT- Y02664 TO REMOTE ENTRY- Y02664 STATION. Y02664
140	(8C)	ADDRESS	4	LWAGBWKA	POINTER TO WORK Y02669 AREA FOR IKJEFLGB Y02669
144	(90)	ADDRESS	4	LWASWKA	POINTER TO WORK Y02669 AREA FOR IKJEFLS Y02669
148	(94)	ADDRESS	4	LWAXXXX	AREA RESERVED FOR TSO SESSON MGR
152	(98)	ADDRESS	4	LWASPF	POINTER TO WORK AREA FOR SPF
156	(9C)	ADDRESS	4	LWATCB02	POINTER TO TCB FOR IKJEFT02
160	(A0)	ADDRESS	4	LWASVAL	POINTER TO I/O SERVICES STACK VALIDATION TABLE
		1...		LWASER	STACK TABLE SERIALIZATION BIT
164	(A4)	ADDRESS	4	LWASRWA	POINTER TO SERVIC ROUTINE WORK AREA
168	(A8)	ADDRESS	4	LWATAP	TABLE OF AUTHORIZED PROGRAMS SUPPORTED BY THE TSO SERVICE FACILITY
172	(AC)	ADDRESS	4	LWALACT	OFFSET ACCT OFFSET BLOCK
176	(B0)	ADDRESS	4	LWALPRC	OFFSET PROC NAME OFFSET BLOCK
180	(B4)	SIGNED	4	LWALRGN	LOGON REGION SIZE
184	(B8)	SIGNED	2	LWALPGN	PERFORMANCE GROUP
186	(BA)	CHARACTER	80	LWALGCMO	LOGON COMMAND
266	(10A)	BITSTRING	1	LWAFSGS5	LOGON INDICATORS
		1...		LWALPA	IKJEFLPA IS IN CONTROL
		.1..		LWALJA	IKJEFLJA IS IN CONTROL
		..1.		LWALJH	IKJEFLJH IS IN CONTROL
		...1		LWALJU	IKJEFLJU IS IN CONTROL
	 1...		LWALIO	IKJEFLIO IS IN CONTROL
	1..		LWACHECK	FLE detected bad UADS
	1.		LWATSOGR	Indicates TSO/GR path of "Reconnect in use"
	1		*	RESERVED
267	(10B)	BITSTRING	1	LWARSVD4	RESERVED
268	(10C)	ADDRESS	4	LWATMPW3	PTR TO TMP WORK AREA 3
272	(110)	CHARACTER	392	LWASRWAA	SRWA AREA

DECLARE -
ADDRESSES OF DYNAMIC AREAS IN THE SRWA.

272	(110)	ADDRESS	4	LWAEFT30	PTR TO IKJEFT30 STORAGE
276	(114)	ADDRESS	4	LWAEFT40	PTR TO IKJEFT40 STORAGE
280	(118)	ADDRESS	4	LWAEFT45	PTR TO IKJEFT45 STORAGE
284	(11C)	ADDRESS	4	LWAEFT52	PTR TO IKJEFT52 STORAGE
288	(120)	ADDRESS	4	LWAEFT53	PTR TO IKJEFT53 STORAGE
292	(124)	ADDRESS	4	LWARSV1	RESERVED FOR FUTURE USE
296	(128)	ADDRESS	4	LWAEFT55	PTR TO IKJEFT55 STORAGE
300	(12C)	ADDRESS	4	LWAEFT56	PTR TO IKJEFT56 STORAGE
304	(130)	ADDRESS	4	LWARBBMC	PTR TO IKJRBBMC STORAGE
308	(134)	ADDRESS	4	LWACT440	PTR TO IKJCT440 STORAGE

DECLARE -
ADDRESSES OF THE COMMAND AND PROGRAM TABLES.
TO ADDRESS THE FIRST COMMAND OR PROGRAM ENTRY OF ANY OF THE FOLLOWING TABLES, YOU MUST ADD A DISPLACMENT OF 16 TO THE POINTER.

312	(138)	ADDRESS	4	LWATNS	PTR TO IKJEFTNS
316	(13C)	ADDRESS	4	LWATE2	PTR TO IKJEFT2
320	(140)	ADDRESS	4	LWATE8	PTR TO IKJEFT8

DECLARE -
ADDRESSES OF LAR SAVEAREAS IN THE SRWA.

324	(144)	ADDRESS	4	LWARSV2	RESERVED FOR FUTURE USE
328	(148)	ADDRESS	4	LWARSV3	

Offsets						
Dec	Hex	Type	Len	Name (Dim)	Description	
RESERVED FOR FUTURE USE						
332	(14C)	ADDRESS	4	LWARSV4		
RESERVED FOR FUTURE USE						
336	(150)	ADDRESS	4	LWASTCK		
ADDRESS OF STACK LAR SAVEAREA						
340	(154)	ADDRESS	4	LWAPUTL		
ADDRESS OF PUTLINE LAR SAVEAREA						
344	(158)	ADDRESS	4	LWAPTGT		
ADDRESS OF PUTGET LAR SAVEAREA						
348	(15C)	ADDRESS	4	LWAGETL		
ADDRESS OF GETLINE LAR SAVEAREA						
352	(160)	ADDRESS	4	LWAC441		
ADDRESS OF CLIST VARIABLE LAR SAVEAREA						
356	(164)	ADDRESS	4	LWAPHAS2		
ADDRESS OF CLIST PHASE2 WORKAREA						
360	(168)	ADDRESS	4	LWARSV5		
RESERVED FOR FUTURE USE						
364	(16C)	ADDRESS	4	LWARSV6		
RESERVED FOR FUTURE USE						
368	(170)	ADDRESS	4	LWAIobuf	PTR TO I/O BUFFER USED BY LOGON FOR THE	READING AND WRITING OF SYS1.UADS
372	(174)	CHARACTER	1	LWABLK	INDICATES WHICH BLOCK OF DATA IN	SYS1.UADS THAT LWAIobuf POINTS TO
373	(175)	CHARACTER	3	LWARESV4	RESERVED	
376	(178)	ADDRESS	4	LWALWC	POINTS TO LWC	
380	(17C)	ADDRESS	4	LWAEcBA	ECB POINTER FOR COMMUNICATION BETWEEN	IKJEFLG (ATTENTION ROUTINE) AND OTHER
					MODULES	
384	(180)	ADDRESS	4	LWACTDBC	POINTER TO SRWA	
STORAGE FOR IKJCTDBC						
388	(184)	ADDRESS	4	LWARAP	POINTER TO THE TSO RACF PARAMETER LIST	
392	(188)	ADDRESS	4	LWAEXITP	POINTER TO LOCAL EXITS/TABLES VECTOR	
396	(18C)	SIGNED	4	LWAWHOIF	INDICATES WHO OBTAINED THE LOGON	DEFAULT INFORMATION - LWAWHOXX FOR LIST
					OF CONSTANTS	
400	(190)	CHARACTER	40	LWALACCT	ACCOUNT NUMBER USER LOGGED ON WITH	
440	(1B8)	CHARACTER	8	LWALPROC	PROCEDURE NAME USER LOGGED ON WITH	
448	(1C0)	BITSTRING	1	LWAFLAG1	CONTROL FLAGS	
		1...		LWANOUA	1 - INDICATES THAT THE UADS DATA SET DOES	NOT EXIST
		.1..		LWAIPLWO	1 - INDICATES TO ISSUE WTO	
		..1.		LWARECON	1 - LOGON RECONNECT SPECIFIED.	
		...1		LWARFLEA	1 - LOGON RECONNECT issued during line mode	logon
	 1...		LWANETL	1 - No exits were found in STEPLIB or LINKLIST	
	1..		LWA622AB	1 - 622 abend occurred	
	1.		LWANEPW*	1 - User specified new password	
	1			RESERVED	
449	(1C1)	BITSTRING	2	LWAFLAG2	FOR FUTURE USE	
451	(1C3)	BITSTRING	1	LWACTLS2	REMAINING CONTROL FLAGS FOR THE	PRE-PROMPT EXIT
		1...		LWACMD	1 - INSTALLATION SUPPLIED A FIRST COMMAND	
		.1..		LWARBA	1 - INSTALLATION SUPPLIED AN RBA	
		..1.		LWASECLB	1- EXIT SUPPLIED A SECLABEL	

LWA

Offsets		Type	Len	Name (Dim)	Description
Dec	Hex				
		...1		LWACNPR	1 - INSTALLATION EXIT SUPPLIED CONSOLE PROFILE
	 1...		LWAPLANG	1- EXIT SUPPLIED A PRIMARY LANGUAGE
	1..		LWASLANG	1- EXIT SUPPLIED A SECONDARY LANGUAGE
	1.		LWANOSAV	1- EXIT DOES NOT WANT FULL SCREEN FIELDS SAVED IN THE TSO SEGMENT
	1		*	RESERVED FOR USE BY FLD1 INSTALLATION EXIT INTER- FACES ONLY
452	(1C4)	ADDRESS	4	LWARTRAS	AUTHORIZED DYNAMIC STORAGE ADDR FOR EXIT ROUTER
456	(1C8)	ADDRESS	4	LWARSV7	RESERVED FOR FUTURE USE
460	(1CC)	ADDRESS	4	LWASRW1	POINTER TO THE KEY 1 AREA OF THE SRWA
464	(1D0)	ADDRESS	4	LWARSV8	RESERVED FOR FUTURE USE
468	(1D4)	ADDRESS	4	LWADCBC	NUMBER OF DCBS CURRENTLY OPEN
472	(1D8)	ADDRESS	4	LWAT441R	PTR TO IKJCT441 STORAGE
476	(1DC)	ADDRESS	4	LWARSV9	RESERVED FOR FUTURE USE
480	(1E0)	ADDRESS	4	LWARSV10	RESERVED FOR FUTURE USE
484	(1E4)	ADDRESS	4	LWAPROSP	ADDR of key 1 stack
488	(1E8)	ADDRESS	4	LWAPRMLB	PARMLIB FLAGS
		1...		LWATAPST	1 - INDICATES TAP CAME FROM STEPLIB
		.1..		LWATNSST	1 - INDICATES TNS CAME FROM STEPLIB
		..1.		LWATE2ST	1 - INDICATES TE2 CAME FROM STEPLIB
		...1		LWATE8ST	1 - INDICATES TE8 CAME FROM STEPLIB
492	(1EC)	SIGNED	2	LWATAPLN	LENGTH OF TAP
494	(1EE)	SIGNED	2	LWATNSLN	LENGTH OF TNS
496	(1F0)	SIGNED	2	LWATE2LN	LENGTH OF TE2
498	(1F2)	SIGNED	2	LWATE8LN	LENGTH OF TE8
500	(1F4)	SIGNED	2	LWAGENER	PARMLIB GENERATION COUNT
502	(1F6)	CHARACTER	8	LWALSECL	SECLABEL
510	(1FE)	CHARACTER	8	*	RESERVED FIELD
518	(206)	SIGNED	2	LWARSVD1	For doubleword boundary
520	(208)	ADDRESS	4	LWA00026	PTR TO IGX00026 STORAGE
524	(20C)	ADDRESS	4	LWA00027	PTR TO IGX00027 STORAGE
528	(210)	ADDRESS	4	LWACT429	PTR TO IKJCT429 STORAGE
532	(214)	ADDRESS	4	LWARSV11	RESERVED FOR FUTURE USE
536	(218)	ADDRESS	4	LWARSV12	RESERVED FOR FUTURE USE
540	(21C)	ADDRESS	4	LWASVTAD	ADDRESS OF STACK VALIDATION TABLE
544	(220)	ADDRESS	4	LWASTGST	JOBSTEP TCB STORAGE
548	(224)	ADDRESS	4	LWASTGEN	ADDRESS OF KEY 8 STORAGE STACK DATA AREA
552	(228)	ADDRESS	4	LWACNCCB	END ADDRESS OF KEY 8 STORAGE STACK STORAGE AREA
556	(22C)	CHARACTER	24	LWACNPRF	POINTER TO THE CONSOLE CONTROL BLOCK (CNCCB)
580	(244)	ADDRESS	4	LWATERM	CONSOLE PROFILE AT LOGON TIME
584	(248)	CHARACTER	8	LWATOKEN	PARAMETER RETURNED FROM GTTERM DURING LOGON
592	(250)	ADDRESS	4	LWAADVLF	Stack token value
596	(254)	ADDRESS	4	LWAVCPPL	Points to ALTLIB and VLF segment
600	(258)	ADDRESS	4	LWAVECBP	ADDRESS OF CPPL CREATED BY TSO ENV. SERVICE
604	(25C)	ADDRESS	4	LWAVJST	ADDRESS OF ECB CREATED BY TSO ENV. SERVICE
608	(260)	ADDRESS	4	LWAVFLGS	ADDRESS OF JOBSTEP TCB THAT OWNS THE TSO ENV.
		1...		LWATSENV	FLAGS FOR TSO ENVIRONMENT SERVICE
		.1..		LWASYSIN	INDICATES NON-TMP TSO CREATED
		..1.		LWASYSR	INDICATES SYSTSIN ALLOCATED BY IKJPCENV AS DUMMY
		...1		LWAVBKGD	INDICATES SYSTSIN ALLOCATED BY IKJPCENV AS DUMMY
	 1...		LWATE2LD	TSO ENVIRONMENT INITIALIZED WITH BACKGROUND MODE
	1..		LWATE8LD	IKJEFTE2 LOADED
					IKJEFTE8 LOADED

Offsets		Type	Len	Name (Dim)	Description
Dec	Hex				
	1.1		LWATAPLD LWATNSLD LWATSLEN	IKJEFTAP LOADED IKJEFTNS LOADED TSO TABLES LENGTH IF THEY WERE COPIED FROM STEPLIB
612	(264)	UNSIGNED	4		
616	(268)	ADDRESS	4	LWATMPPB	ADDRESS OF TMP PLATFORM BLOCK
620	(26C)	ADDRESS	4	LWADYSEG	Address of the IKJDYSEG segment
624	(270)	ADDRESS	4	LWADTSEG	Pointer to the DT segment
628	(274)	ADDRESS	4	LWAISPDT	Pointer reserved for ISPF DT support.
632	(278)	ADDRESS	4	LWAMSRM@	Address of IKJMSRM0 control Block
636	(27C)	ADDRESS	4	LWATSTTR	Address of SVQ (used by TEST command)
640	(280)	ADDRESS	4	LWAFREE (6)	Reserved room for later use
664	(298)	CHARACTER		*	FORCE DOUBLEWORD BOUNDRY

Constants

Len	Type	Value	Name	Description
4	DECIMAL	664	LENLWA	LENGTH OF THE LWA
1	DECIMAL	60	LWALVTSO	INDICATE THIS IS LWA LEVEL TSO/E V2 R2
4	DECIMAL	0	LWAWHOIN	USED IN INITIALIZING THE LOGON DEFAULT INFORMATION
4	DECIMAL	10	LWAWHORA	RACF SUPPLIED THE LOGON DEFAULT INFORMATION
4	DECIMAL	20	LWAWHOJA	UADS SUPPLIED THE LOGON DEFAULT INFORMATION

DECLARE- MESSAGE NUMBERS

4	DECIMAL	15	MSG56413	RACINIT FAILED BY RACINIT
INSTALLATION EXIT RC=24				
4	DECIMAL	13	MSG56414	NEW-PSWD FOR RACINIT INVALID
RC=16				
4	DECIMAL	52	MSG56415	PSWD EXPIRED AND NO NEW-PSWD
RC=12				
4	DECIMAL	53	MSG56416	RACINIT ERROR RC=XX
4	DECIMAL	54	MSG56417	GROUP NOT DEFINED TO USER
RC=20				
4	DECIMAL	55	MSG56419	GROUP, NEW PSWD IGNORED
FOR NON RACF USER				
4	DECIMAL	8	MSG56421	PSWD NOT AUTHORIZED RC= 8
4	DECIMAL	111	MSG56421X	PSWD NOT AUTHORIZED - new password reset
4	DECIMAL	51	MSG56425	RACINIT TEMPORARILY NOT ALLOWING USER TO LOGON RC=28
4	DECIMAL	56	MSG56426	GROUP/NEWPSWD IGNORED
RACF NOT IN SYSTEM				
FOLLOWING MESSAGES ARE FOR RACF V2 8/30/76				
4	DECIMAL	57	MSG56431	LOGON TERMINATED. NOT AUTH TO THIS TERMINAL
4	DECIMAL	58	MSG56432	RECONNECT REJECTED - NOT AUTHORIZED TO THIS TERMINAL
4	DECIMAL	59	MSG56433	OIDCARD IS NOT AUTHORIZED
4	DECIMAL	60	MSG56434	OIDCARD IS REQUIRED
4	DECIMAL	61	MSG56435	NOT A VALID OIDCARD
4	DECIMAL	62	MSG56436	LOGON TERMINATED- OIDCARD NOT

LWA

Len	Type	Value	Name	Description
SUPPORTED FOR THIS TERMIN TYPE				
4	DECIMAL	63	MSG56437	ENTER OIDCARD
4	DECIMAL	64	MSG56438	USE OF GROUP HAS BEEN REVOKED
4	DECIMAL	65	MSG56439	ENTER NEW GROUP NAME
4	DECIMAL	66	MSG56440	RECONNECT REJECTED- PSWD
INVALID FOR RACF				
4	DECIMAL	67	MSG56441	RECONNECT REJECTED- GROUP NOT
AUTHORIZED				
4	DECIMAL	68	MSG56442	RECONNECT REJECTED BY RACF
INSTALLATION EXIT				
4	DECIMAL	69	MSG56443	RECONNECT REJECTED- USER ACCESS@G32OPKU
REVOKED BY RACF				
4	DECIMAL	70	MSG56444	RECONNECT REJECTED- USE OF
GROUP HAS BEEN REJECTED				
4	DECIMAL	81	MSG610	RACF INACTIVE MESSAGE
4	DECIMAL	82	MSG611	TSOLOGON TERMINATED RACF ERROR
4	DECIMAL	84	MSG56488	USER ID NOT AUTHORIZED
4	DECIMAL	85	MSG56489	PERFORMANCE GROUP IS NOT DEFINED
4	DECIMAL	86	MSG56490	PERFORMANCE GROUP IS NOT AUTHORIZED
4	DECIMAL	87	MSG56493	RECONNECT FAIL - TERMINAL CAN NOT BE USED
4	DECIMAL	88	MSG56494	LOGON FAILED - TERMINAL CAN NOT BE USED
4	DECIMAL	89	MSG612	TSOLOGON TERMINATED USER XXX IS NOT DEFINED TO ANY PROCEDURE NAMES
4	DECIMAL	91	MSG613	TSOLOGON TERMINATED. RACHECK ERROR WHILE PROCESSING CLASS XXX, RETURN CODE XXX, REASON CODE XXX, USER XXX
4	DECIMAL	94	MSG614	UPT MIGRATION FROM UADS TO RACF FAILED FOR XXXXXXXX, REASON CODE XXX
4	DECIMAL	95	MSG56498	RECONNECT FAILED - USER XXXXXXX CAN NOT ACCESS SYSTEM AT THIS TIME
4	DECIMAL	96	MSG56499	LOGON FAILED - USER XXXXXXXX CAN NOT ACCESS SYSTEM AT THIS TIME
4	DECIMAL	97	MSG56471	Invalid SECLABEL

Cross Reference

Name	Hex Offset	Hex Value	Level	Name	Hex Offset	Hex Value	Level
LWA	0		1	LWABUPT	41	10	3
LWAABCE	27		3	LWACHECK	10A	04	3
LWAABFLD	3A	80	4	LWACMD	1C3	80	4
LWAACCT	14		2	LWACNCCB	228		3
LWAADVLF	250		3	LWACNPR	1C3	10	4
LWAAECB	24		2	LWACNPRF	22C		3
LWAAECBP	5C		3	LWACTDBC	180		3
LWAATR1	41	80	3	LWACTLS	40		2
LWAATR2	41	40	3	LWACTLS2	1C3		3
LWABEND	41	02	3	LWACT429	210		3
LWABLK	174		3	LWACT440	134		3
LWABND	3A	01	4	LWAC441	160		3

Name	Hex Offset	Hex Value	Level	Name	Hex Offset	Hex Value	Level
LWADCBCT	1D4		3	LWALTBC	3B	08	4
LWADEST	41	04	3	LWALWA	4		2
LWADEST2	84		2	LWALWC	178		3
LWADISC	40	10	3	LWAMAIL	41	01	3
LWADTSEG	270		3	LWAMCK	3A	02	4
LWADYSEG	26C		3	LWAMSRM@	278		3
LWAECSBA	17C		3	LWANAME	48		2
LWAEFT30	110		3	LWANETL	1C0	08	4
LWAEFT40	114		3	LWANERPWP	1C0	02	4
LWAEFT45	118		3	LWANFSL	42	20	3
LWAEFT52	11C		3	LWANONQ	41	08	3
LWAEFT53	120		3	LWANOPR	40	08	3
LWAEFT55	128		3	LWANORDR	3B	40	4
LWAEFT56	12C		3	LWANOSAV	1C3	02	4
LWAEELST	5C		2	LWANOTC	42	80	3
LWAELOEL	60	80	4	LWANOUA	1C0	80	4
LWAXITP	188		3	LWANQDQ	50		2
LWAFAIL	40	20	3	LWANUAD	40	04	3
LWAFLAG1	1C0		3	LWANUADE	40	01	3
LWAFLAG2	1C1		3	LWAOID	42	40	3
LWAFGLS	38		2	LWAPASCB	10		2
LWAFGLS4	3B		3	LWAPBCE	2B		3
LWAFGLS5	10A		2	LWAPCK	3A	04	4
LWAFREE	280		3	LWAPDCB	34		2
LWAFSLGN	39	02	4	LWAPECB	28		2
LWAFSRAC	39	01	4	LWAPECBP	60		3
LWAFSTXT	3B	80	4	LWAPECT	20		2
LWAGBWKA	8C		2	LWAPHASE	3A	10	4
LWAGENER	1F4		3	LWAPHAS2	164		3
LWAGETL	15C		3	LWAPLANG	1C3	08	4
LWAILGN	3B	01	4	LWAPPTR	0		2
LWAINX1	3B	02	4	LWAPRMLB	1E8		3
LWAIobuf	170		3	LWAPROSP	1E4		3
LWAIPLWO	1C0	40	4	LWAPSCB	18		2
LWAIspdt	274		3	LWAPSW	3A	08	4
LWAIJCL	40	02	3	LWAPTGT	158		3
LWAIJSEL	1C		2	LWAPTID	3C		2
LWALA	38	80	4	LWAPUTL	154		3
LWALACCT	190		3	LWAQTIP	3B	20	4
LWALACT	AC		2	LWARACF	3A	40	4
LWALB	38	40	4	LWARACI	40	40	3
LWALC	38	20	4	LWARAP	184		3
LWALE	38	10	4	LWARBA	1C3	40	4
LWALEA	38	08	4	LWARBBMC	130		3
LWALG	39	10	4	LWARCDE	64		2
LWALGB	39	08	4	LWARECON	1C0	20	4
LWALGcmd	BA		2	LWARESv4	175		3
LWALGM	39	80	4	LWARFLEA	1C0	10	4
LWALH	38	02	4	LWARNM	49		3
LWALI	38	04	4	LWARNML	48		3
LWALIO	10A	08	3	LWARSVD1	206		3
LWALJ	39	40	4	LWARSVD4	10B		2
LWALJA	10A	40	3	LWARSV1	124		3
LWALJH	10A	20	3	LWARSV10	1E0		3
LWALJU	10A	10	3	LWARSV11	214		3
LWALK	39	20	4	LWARSV12	218		3
LWALL	38	01	4	LWARSV2	144		3
LWALPA	10A	80	3	LWARSV3	148		3
LWALPCNT	30		2	LWARSV4	14C		3
LWALPGN	B8		2	LWARSV5	168		3
LWALPRC	B0		2	LWARSV6	16C		3
LWALPROC	1B8		3	LWARSV7	1C8		3
LWALRGN	B4		2	LWARSV8	1D0		3
LWALS	39	04	4	LWARSV9	1DC		3
LWALSECL	1F6		3	LWARTCD	44		2

LWA

Name	Hex Offset	Hex Value	Level	Name	Hex Offset	Hex Value	Level
LWARTRAS	1C4		3	LWAVFLGS	260		3
LWASBCE	2F		3	LWAVJST	25C		3
LWASECB	2C		2	LWAVTAM	3A	20	4
LWASECLB	1C3	20	4	LWAWHOIF	18C		3
LWASER	A0	80	3	LWAXXXX	94		2
LWASICSP	3B	10	4	LWA00026	208		3
LWASLANG	1C3	04	4	LWA00027	20C		3
LWASOUT	42	01	3	LWA622AB	1C0	04	4
LWASPASS	42	10	3				
LWASPF	98		2				
LWASRWA	A4		2				
LWASRWAA	110		2				
LWASRWA1	1CC		3				
LWASTCB	80		2				
LWASTCK	150		3				
LWASTGEN	224		3				
LWASTGST	220		3				
LWASUBC	42	04	3				
LWASUBH	42	08	3				
LWASUBM	42	02	3				
LWASVAL	A0		2				
LWASVTAD	21C		3				
LWASWKA	90		2				
LWASYSIN	260	40	4				
LWASYSPR	260	20	4				
LWATAP	A8		2				
LWATAPLD	260	02	4				
LWATAPLN	1EC		3				
LWATAPST	1E8	80	4				
LWATCB02	9C		2				
LWATCON	78		2				
LWATCON1	7C		2				
LWATCPU	68		2				
LWATCPU1	6C		2				
LWATERM	244		3				
LWATEST	C		2				
LWATE2	13C		3				
LWATE2LD	260	08	4				
LWATE2LN	1F0		3				
LWATE2ST	1E8	20	4				
LWATE8	140		3				
LWATE8LD	260	04	4				
LWATE8LN	1F2		3				
LWATE8ST	1E8	10	4				
LWATMPPB	268		3				
LWATMPW3	10C		2				
LWATNBT	3B	04	4				
LWATNS	138		3				
LWATNSLD	260	01	4				
LWATNSLN	1EE		3				
LWATNSST	1E8	40	4				
LWATOKEN	248		3				
LWATSENV	260	80	4				
LWATSLEN	264		3				
LWATSOGR	10A	02	3				
LWATSOLV	43		2				
LWATSRU	70		2				
LWATSRU1	74		2				
LWATSTTR	27C		3				
LWAT441R	1D8		3				
LWAUFAI	40	80	3				
LWAUNIT	41	20	3				
LWAVBKGD	260	10	4				
LWAVCPPL	254		3				
LWAVECBP	258		3				

MSGTABLE

PROGRAMMING INTERFACE INFORMATION

MSGTABLE

End of PROGRAMMING INTERFACE INFORMATION

MSGTABLE

Common Name: TSO/E Message Issuer Parameter List
Macro ID: IKJEFFMT
DSECT Name: MSGTABLE, RET
Owning Component: TSO/E Scheduler (28502)
Eye-Catcher ID: None
Offset: N/A
Subpool and Key: Subpool 0 or 1 and key 1 or 8 (Residence - above 16M line)
Size: MSGTABLE - 84 bytes
 RET - 1001 bytes
Created by: Caller of IKJEFF02 message issuer service routine
Pointed to by: Register 1
Serialization: None
Function: This control block describes a message being passed to IKJEFF02 message issuer service routine, which can issue the message as a WTO, write-to-programmer, or a TSO PUTLINE or PUTGET and/or return the message in caller supplied buffers. The message text must be in a CSECT pointed to by the MSGTABLE. The MSGTABLE also contains lengths and pointers to message inserts, the message identifier, and switches and pointers which control IKJEFF02's operation.

Data Area Map

Offsets						
Dec	Hex	Type	Len	Name (Dim)	Description	
0	(0)	STRUCTURE	84	MSGTABLE	<<MESSAGE TABLE FOR IKJEFF02>> UNUSED FIELDS MUST BE ZEROED	
0	(0)	ADDRESS	4	LISTPTR	POINTER TO MESSAGE DESCRIPTION SECTION OF PARAMETER LIST	
4	(4)	ADDRESS	4	TMCTPTR	POINTER TO TMP'S TMCT CONTROL BLOCK (REQUIRED FOR PUTLINE OR PUTGET)	
4	(4)	ADDRESS	4	MTCPL	(ALSO CALLED CPPL)	
8	(8)	ADDRESS	4	ECBPTR	OPTIONAL PUTLINE/PUTGET ECB POINTER	
12	(C)	ADDRESS	4	*	RESERVED FOR FUTURE USE	
		1... ..		MTHIGH	CAN TURN ON FOR STANDARD LINKAGE	
16	(10)	ADDRESS	4	MSGCSECT	<<MESSAGE DESCRIPTION SECTION STARTS HERE>> POINTER TO CSECT WITH CALLER'S MESSAGE TEXTS, BUILT WITH IKJTSMSG MACRO	
20	(14)	ADDRESS	1	SW	FIRST BYTE OF SWITCHES	
		1... ..		MTNOIDSW	ON IF PRINTING DATA (SEE IKJEFF02'S PROLOGUE FOR DETAILS)	
		.1... ..		MTPUTLSW	ON IF ISSUE PUTLINE, NOT DEFAULT OF PUTGET. FOR PUTLINE, MESSAGE INSERTS FOR A SECOND LEVEL MESSAGE MUST BE LISTED BEFORE INSERTS FOR A FIRST LEVEL. PUTGET MESSAGES MUST HAVE A SECOND LEVEL.	
		..1.		MTWTOSW	ON IF ISSUE MESSAGE AS A WTO WITH ROUTCDE=(2), DESC=(6). MESSAGE IS TRUNCATED IF IT EXCEEDS 124 CHARACTERS.	

MSGTABLE

Offsets		Type	Len	Name (Dim)	Description
Dec	Hex				
		...1		MTHESW	ON IF TRANSLATE NUMERIC INSERTS TO PRINTABLE HEX (X'VALUE'), NOT DECIMAL
	 1...		MTKEY1SW	ON IF DO MODESET TO KEY 0 BEFORE ISSUE A PUTLINE OR PUTGET, THEN RETURN TO KEY 1 (IF KEY 0 OR 8, DON'T NEED MODESET)
	1..		MTJOBISW	ON IF COMPRESS BLANKS OUT OF XX(YY) TYPE INSERT
	1.		MTWTPSW	ON IF ISSUE MESSAGE AS A WRITE TO PROGRAMMER (WITH DESC=(7). IF MESSAGE IS LONGER THAN 124 CHARACTERS, SEVERAL WTP'S ARE ISSUED.
	1		MTNHEXSW	ON IF TRANSLATE ALL NUMERIC INSERTS TO PRINTABLE DECIMAL (DEFAULT IS DECIMAL IF VALUE LESS THAN X'FFFF', OTHERWISE TRANSLATE TO PRINTABLE HEX)
21	(15)	ADDRESS	1	MTEXTRLN	LENGTH OF EXTRACT BUFFER - ACTS AS SWITCH TO INDICATE EXTRACT WANTED FOR FIRST LEVEL MESSAGE.
22	(16)	ADDRESS	1	MTEXTRL2	LENGTH OF EXTRACT BUFFER FOR SECOND LEVEL MESSAGE - ACTS AS SWITCH TO INDICATE EXTRACT WANTED FOR SECOND LEVEL MESSAGE.
23	(17)	ADDRESS	1	*	RESERVED
24	(18)	ADDRESS	1	MTSW2	SECOND BYTE OF SWITCHES
		1...		MT2OLDSW	ON IF MTOLDPTR POINTS TO SECOND LEVEL MESSAGE ALREADY IN PUTLINE /PUTGET O.L.D. FORMAT. IKJEFF02 WILL COPY IKJ MSG ID FROM FIRST LEVEL INTO FIRST SEGMENT OF SECOND LEVEL MESSAGE. (FOR TSO STATUS COMMAND.)
		.1..		MTDOMSW	ON IF DELETE WRITE TO PROGRAMMER OR WTO MSGS FROM DISPLAY CONSOLE
		..1.		MTNOXQSW	ON IF OVERRIDE DEFAULT OF X' ' AROUND INSERTS CONVERTED TO PRINTABLE HEX
		...1		MTNPLMSW	ON IF OVERRIDE DEFAULT OF WRITE TO PROGRAMMER ERROR MESSAGE IF PUTLINE FAILS
	 1...		MTPGMSW	ON IF WANT AN ERROR MESSAGE IF PUTGET FAILS
	1..		MTEXTRCN	ON IF WANT EXTRACT PUT IN BUFFER AND CONTINUE TO ISSUE MESSAGE
	1.		MTFMT	ON IF WANT NEW 31-BIT FORMAT
	1		MTTRANS	ON IF WANT MESSAGE TRANSLATED
25	(19)	ADDRESS	3	*	RESERVED
28	(1C)	ADDRESS	4	MTOLDPTR	POINTS TO O.L.D. IF MT2OLDSW ON
32	(20)	ADDRESS	4	MTEXTRBF	AREA TO DESCRIBE BUFFER CONTAINING INFO FOR EXTRACT OF FIRST LEVEL MESSAGE

Comments

PTR TO EXTRACT BUFFER SUPPLIED BY CALLER. THE MESSAGE IS RETURNED IN THE FORM 'LL00TEXT' WHERE LL IS THE LENGTH OF THE TEXT +4. IF THE CALLER'S BUFFER IS TOO SMALL, AS MUCH OF LL00TEXT IS MOVED AS POSSIBLE. THE CALLER MUST COMPARE MESSAGE SIZE WITH BUFFER SIZE TO KNOW IF MESSAGE HAS BEEN TRUNCATED.

End of Comments

Offsets		Type	Len	Name (Dim)	Description
Dec	Hex				
36	(24)	ADDRESS	4	MTEXTRB2	AREA DESCRIBING BUFFER CONTAINING INFO FOR EXTRACT OF SECOND LEVEL MESSAGE.

Comments

PTR TO EXTRACT BUFFER, CALLER-SUPPLIED, FOR SECOND LEVEL MESSAGE. SEE MTEXTRBF FOR DESCRIPTION.
IF THERE IS NO SECOND LEVEL MESSAGE, THE LENGTH FIELD OF THE SECOND BUFFER WILL BE ZERO ON RETURN TO CALLER.

End of Comments

40	(28)	CHARACTER	4	MSGID	MESSAGE ID USED TO SEARCH FOR MESSAGE TEXT IN MESSAGE CSECT
44	(2C)	ADDRESS	4	MTREPLY	POINTER TO REPLY FROM PUTGET
44	(2C)	ADDRESS	4	RETMSG	FOR COMPATIBILITY WITH OLD NAME
48	(30)	CHARACTER	32	MTINSRST	USE THIS NAME TO ZERO INSERT AREA. HAVE MAXIMUM OF 255 PARTS TO FIRST OR LATER LEVEL MESSAGE, BUT IF A MESSAGE LEVEL EXCEEDS 256 CHARACTERS, IT IS TRUNCATED. TRAILING BLANKS ARE DELETED FROM INSERTS. EXTRA INSERT FIELDS NEED NOT BE ZEROED. IF AN INSERT LENGTH (OR ADDRESS) FIELD IS ZERO, NO INSERT IS DONE FOR THE ENTRY, BUT FOLLOWING INSERTS ARE DONE. LENGTH OF INSERT 1. MAXIMUM LENGTH IS 127. ON IF TRANSLATE FIRST 4 BYTES OF INSERT FORM HEX TO CHARACTER (IGNORE REST). SEE MTHEXSW.
48	(30)	ADDRESS 1...	4	L1 HIGHL1	ADDRESS OF INSERT1 -NOTE- INSERTS FOR 2ND LEVEL MSG MUST BE FIRST IF PUTLINE OR WTP
52	(34)	ADDRESS	4	VAR1	LEN OF INSERT2
56	(38)	ADDRESS 1...	4	L2 HIGHL2	BIT FOR INSERT2
60	(3C)	ADDRESS	4	VAR2	ADDR OF INSERT2
64	(40)	ADDRESS 1...	4	L3 HIGHL3	LEN OF INSERT3
68	(44)	ADDRESS	4	VAR3	BIT FOR INSERT3
72	(48)	ADDRESS 1...	4	L4 HIGHL4	ADDR OF INSERT3
76	(4C)	ADDRESS	4	VAR4	LEN OF INSERT4
80	(50)	ADDRESS	4	MSGRTN	BIT FOR INSERT4
					ADDR OF INSERT4
					MESSAGE ROUTINE ADDRESS - NOT USED BY IKJEFF02

Comments

IKJEFFMT - FORMAT OF REPLY FROM TSO USER
NOTE:
PARSE IS A BETTER INTERFACE TO USE FOR PROMPTING RATHER THAN THIS IKJEFF02 PUTGET INTERFACE. (IKJIDENT OR IKJKEYWORD/IKJNAME MACROS CAN BE USED TO DESCRIBE THE SYNTAX OF THE REQUIRED REPLY, AND THEN PARSE WILL DO ALL PROMPTING FOR INVALID REPLIES AND WILL ISSUE A MESSAGE IF IT IS UNABLE TO PROMPT.

End of Comments

MSGTABLE

Offsets		Type	Len	Name (Dim)	Description
Dec	Hex				
0	(0)	STRUCTURE	1001	RET	MESSAGE REPLY BUF. IKJEFF02 OBTAINS THE BUFFER IN SUBPOOL 0 AND THE CALLER MAY FREE THIS BUFFER.
0	(0)	SIGNED	2	RETSIZE	BUFFER SIZE, INCLUDING THESE TWO BYTES
2	(2)	CHARACTER	999	RETCHAR	REPLY TEXT FROM PUTGET. IKJEFF02 CONVERTS REPLY TO UPPER CASE.

Cross Reference

Name	Hex Offset	Hex Value	Level
ECBPTR	8		2
HIGHL1	30	80	4
HIGHL2	38	80	4
HIGHL3	40	80	4
HIGHL4	48	80	4
LISTPTR	0		2
L1	30		3
L2	38		3
L3	40		3
L4	48		3
MSGCSECT	10		2
MSGID	28		2
MSGRTN	50		2
MSGTABLE	0		1
MTCPPL	4		3
MTDOMSW	18	40	3
MTEXTRBF	20		2
MTEXTRB2	24		2
MEXTRCN	18	04	3
MEXTRLN	15		2
MEXTRL2	16		2
MTFMT	18	02	3
MTHXSW	14	10	3
MTHIGH	C	80	3
MTINSRTS	30		2
MTJOBISW	14	04	3
MTKEY1SW	14	08	3
MTNHEXSW	14	01	3
MTNIDSW	14	80	3
MTNOXQSW	18	20	3
MTNPLMSW	18	10	3
MTOLDPTR	1C		2
MTPGMSW	18	08	3
MTPUTLSW	14	40	3
MTREPLY	2C		2
MTSW2	18		2
MTTRANS	18	01	3
MTWTOSW	14	20	3
MTWTPSW	14	02	3
MT2OLDSW	18	80	3
RET	0		1
RETCHAR	2		2
RETMMSG	2C		3
RETSIZE	0		2
SW	14		2
TMCTPTR	4		2
VAR1	34		3
VAR2	3C		3
VAR3	44		3
VAR4	4C		3

OUTCOMB

Common Name: Output Communications Table
Macro ID: IKJOCMTB
DSECT Name: OUTCOMB
Owning Component: TSO/E Scheduler (28502)
Eye-Catcher ID: None
Offset: N/A
Subpool and Key: Subpool 0 and Key 8
Size: 312 bytes
Created by: IKJCT466, IKJCT469, IKJCT472
Pointed to by: OCMTBPTR
Serialization: None
Function: Contains information about output processing.

Data Area Map

Offsets					
Dec	Hex	Type	Len	Name (Dim)	Description
0	(0)	STRUCTURE	312	OUTCOMTB	OUTPUT'S COMMUNICATIONS TABLE
0	(0)	ADDRESS	4	OUTCPPL	ADDR OF COPY OF CPPL
4	(4)	CHARACTER	1	OUTMSGID	ID OF MESSAGE FOR '67 TO WRITE
5	(5)	CHARACTER	1	OUTFLAGS	FLAGS REQUIRED IN 67
		1... ..		KEY1	RUNNING IN KEY 1 SUPR STATE
6	(6)	SIGNED	2	OUTRTCD	RETN CODE PASSED TO MSG WRITER
8	(8)	CHARACTER	8	OUTMACN	NAME OF SVC100'S FAILING MACRO
16	(10)	CHARACTER	8	OUTCMDNM	COMMAND NAME FROM ECT VIA SVC100
24	(18)	ADDRESS	4	OUTATTN	ECB, POSTED BY ATTENTION EXIT
		1... ..		*	RESERVED
		.1.. ..		POSTED	1 - POSTED BY EXIT
28	(1C)	CHARACTER	4	OUTEXTRA	FOR FUTURE USE (RESERVED)
32	(20)	CHARACTER	8	OUTEMPMN	TEMPNAME FOR PO DS
40	(28)	ADDRESS	4	OUTSOBH	ADDR OF SSOB HEADER
44	(2C)	ADDRESS	4	OUTSOBSO	ADDR OF SSSO CTL BLOCK
48	(30)	ADDRESS	4	OUTRPL	ADDR OF RPL
52	(34)	SIGNED	4	OUTRPLL	RPL LENGTH
56	(38)	ADDRESS	4	OUTACB	ADDR OF ACB, TO BE PUT IN RPL
60	(3C)	SIGNED	4	OUTACBL	ACB LENGTH
64	(40)	ADDRESS	4	OUTEMPSB	SAVE PTR TO SUBCMD FROM ATTN
68	(44)	CHARACTER	8	OUTHOLD	CURRENT RBA OF SYSOUT D.S.

Comments

THESE FIELDS ARE USED TO MAINTAIN THE SYSOUT RBA CORRESPONDING TO APPROXIMATELY 10 'PUT' LINES BACK. THIS IS USED FOR RESUMING TERMINAL PRINTING (C HERE) AFTER AN ATTENTION THUS MAKING UP FOR LOST TCAM BUFFERS. IT'S ALSO USED FOR CHKPTING THE CURRENT SYSOUT DS AFTER AN ATTN/END, ATTN/NEXT, OR TERMINATING ERROR.

End of Comments

76	(4C)	CHARACTER	8	OUTBKNEW	RBA OF SYSOUT CORRESPONDING TO THE LATEST 10TH RCD PUT. IT'S UPDATED EVERY 10 'PUTS'
84	(54)	CHARACTER	8	OUTBKAPX	RBA OF SYSOUT CORRESPONDING TO AT LEAST 10 'PUT' LINES BACK. IT'S SET EQUAL TO OUTBKNEW BEFORE OUTBKNEW IS UPDATED. THIS IS THE OFFICIAL RBA FOR CKPTING AND POINTING IN CERTAIN CASES.

OUTCOMB

Offsets					
Dec	Hex	Type	Len	Name (Dim)	Description
92	(5C)	SIGNED	4	OUTBKCNT	COUNT OF LINES 'PUT' SINCE LAST APPROXIMATION OF SYSOUT RBA
96	(60)	SIGNED	4	STRCTNUM	COUNTER FOR ELEMENT IN STRUCT
100	(64)	CHARACTER	20	O73PARM (2)	PARAMETERS FOR PRINT/SAVE IN '71
100	(64)	ADDRESS	4	OUTDCB	ADDR OF PRINT OR SAVE DCB
104	(68)	CHARACTER	8	PRINTDDN	DDNAME OF DATASET ALLOC BY '73
112	(70)	ADDRESS	4	OUTBUFA	ADDR OF BUFFER FOR '71'S 'PUT'
116	(74)	SIGNED	4	*	*
116	(74)	CHARACTER	1	*	RESERVED
		1...		*	RESERVED
		.1..		DSALLOC	1 - DATASET ALLOCATED
		..1.		DSOPEN	1 - DATASET OPENED
		...1		OUTRECV	1 - RECFMT IS VARIABLE FOR 'PUT'
	 1..		NEEDFREE	FREEMAIN NEEDED FOR 'PUT' BUF
	1..		NEWDS	NEW DATASET ALLOCATED BY DAIR
	1.		NOMEMNAM	NO MEMBER NAME FOR PO DS
	1		OUTRECUN	1 - RECFMT IS UNDEFINED
118	(76)	SIGNED	2	OUTBUFL	LENGTH OF 'PUT' BUFFER
140	(8C)	ADDRESS	4	OUTRECA	ADDR SYSOUT RCD FOR '71 TO PUT
144	(90)	SIGNED	2	OUTRECL	LTH SYSOUT RCD FOR '71 TO PUT
146	(92)	CHARACTER	2	OUTKEYWD	FLAGS FOR KEYWORDS ENTERED
		1...		PAUSE	1 - 'PAUSE' WAS ENTERED
		.1..		HOLD	1 - 'HOLD' WAS ENTERED
		..1.		HERE	1 - 'HERE' WAS ENTERED
		...1		BEGINKW	1 - 'BEGIN' WAS ENTERED
	 1..		NEXT	1 - 'NEXT' WAS ENTERED
	1..		DELETE	1 - 'DELETE' WAS ENTERED
	1.		PRINT	1 - 'PRINT' WAS ENTERED
	1		NEWCLASS	1 - 'NEWCLASS' WAS ENTERED
		1...		KEEP	1 - 'KEEP' WAS ENTERED
		.1..		DEST	1 - 'DEST' WAS ENTERED
		..1.		SUBCONT	1 - 'CONTINUE' WAS ENTERED
		...1		SUBHERE	1 - 'HERE' WAS ENTERED
	 1..		SUBBEGN	1 - 'BEGIN WAS ENTERED
	1..		SUBNEXT	1 - 'NEXT' WAS ENTERED
148	(94)	BITSTRING	2	OUTSW	INTER-MODULE SWITCHES
		1...		SUBSYS	SUBSYSTEM OPEN FOR PROCESSING
		.1..		SUBCMODE	1 - IN SUBCOMMAND MODE
		..1.		UNALCALL	1 - IKJCT473 IS BEING CALLED FOR CLOSE/UNALLOCATION ONLY
		...1		ENDSW	1 - QUIT COMMAND DUE TO 'END'
	 1..		ERROR	1 - QUIT CMD DUE TO CRITICAL ERROR
	1..		ENDKEEP	SET TO OVERRIDE NOKEEP ON CMD IF END SUBCMD IN MIDDLE OF PROCESSING
	1.		NOWORK	NO MORE JOBS OR CLASSES TO PROCESS
	1		HASPABND	ABEND IN HASP
		1...		SYNADERR	SYNAD ERROR OCCURRED
		.1..		OPENED	SYSOUT DATASET OPENED
		..1.		NONTERM	1 - CLIST ISSUING CMDS
		...1		WORKDONE	1 - IF ANY ACTION TAKEN FOR A JOB / CLASSLIST
	 1..		ENDLIST	LAST CALL FOR A GIVEN JOBNAME IF DELETING OR ROUTING
150	(96)	BITSTRING	1	OUTIDSSW	INPUT (SYSPOOL) DATA SET FLAGS
		1...		POINT	1 - DO A POINT BEFORE NEXT GET
		.1..		*	RESERVED
		..1.		*	RESERVED
		...1		EODSW	EOD REACHED
	 1..		TERM	1 - PRINT() WAS ENTERED
	1..		ALLOC	INDICATE SYSOUT HAS BEEN ALLOC
	1.		INTRPMSG	NEED MSG - INTERRUPTED OUTPUT RESUMED
	1		*	RESERVED
152	(98)	ADDRESS	4	OUTDARB	ADDR OF DYNALLOC REQ BLK FOR '67
156	(9C)	ADDRESS	4	OUTDAIR	PTR TO DAIR PARM LIST FOR '67
160	(A0)	ADDRESS	4	OUTPDL	ADDR OF COMMAND PDL

Offsets							
Dec	Hex	Type	Len	Name (Dim)	Description		
164	(A4)	ADDRESS	4	OUTXMSG	ADDR OF USER SUPPLIED MSG		
164	(A4)	ADDRESS	4	OUTSYNMS	ADDR SYNAD MSG		
168	(A8)	ADDRESS	4	OUTXRPLY	ADDR OF REPLY TO USER MSG		
172	(AC)	ADDRESS	4	OUTTCBH	ADDR OF THE 'HELP' TCB		
176	(B0)	ADDRESS	4	OHELPECB	ADDR OF HELP ECB		
180	(B4)	ADDRESS	4	OUTSBPDL	ADDR OF SUBCOMMAND PDL		
184	(B8)	ADDRESS	4	OUTSBBUF	ADDR OF SUBCOMMAND BUFFER		
188	(BC)	ADDRESS	4	OUTSTAE (2)	SAVE R13, R14 IN ESTAE EXIT		
196	(C4)	SIGNED	4	OUTWORK (12)	MISC WORK AREA		
244	(F4)	CHARACTER	8	CLASBUFF	0 OR 1 CLASS FOR PRINT OR 0 - 8 CLASSES FOR DELETE OR ROUTING		
252	(FC)	CHARACTER	8	OSYSODDN	SYSOUT DDNAME		
260	(104)	CHARACTER	16	OUTPLIST	PTRS FOR THE SECURITY EXIT		
260	(104)	ADDRESS	4	OUTCPDE1	FIRST CLASS PDE ON CHAIN		
264	(108)	ADDRESS	4	OPRDSPDE	ADDR OF THE 'PRINT' PDE		
268	(10C)	ADDRESS	4	ONEWCPDE	ADDR OF THE 'NEWCLASS' PDE		
272	(110)	ADDRESS	4	ODESTPDE	ADDR OF THE 'DEST' PDE		
276	(114)	ADDRESS	4	OUTJBPDE	ADDR OF THE 'JOBNAME' PDE		
280	(118)	ADDRESS	4	OUTCLPDE	ADDR OF 1ST 'CLASS' PDE		
284	(11C)	ADDRESS	4	OSVDPDE	ADDR 'SAVE DATASET' PDE		
288	(120)	ADDRESS	4	EWAPTR	PTR TO ESTAE WORK AREA		
292	(124)	ADDRESS	4	IOPLPTR	ADDR OF IOPL		
296	(128)	CHARACTER	16	IOPLAREA	IOPL CONTIG. TO OUTCOMTB		

Cross Reference

Name	Hex Offset	Hex Value	Level	Name	Hex Offset	Hex Value	Level
ALLOC	96	04	3	OUTATTN	18		2
BEGINKW	92	10	3	OUTBKAPX	54		2
CLASBUFF	F4		2	OUTBKCNT	5C		2
DELETE	92	04	3	OUTBKNEW	4C		2
DEST	93	40	3	OUTBUFA	70		3
DSALLOC	75	40	4	OUTBUFL	76		4
DSOPEN	75	20	4	OUTCLPDE	118		2
ENDKEEP	94	04	3	OUTCMDNM	10		2
ENDLIST	95	08	3	OUTCOMTB	0		1
ENDSW	94	10	3	OUTCPDE1	104		3
EODSW	96	10	3	OUTCPPL	0		2
ERROR	94	08	3	OUTDAIR	9C		2
EWAPTR	120		2	OUTDARB	98		2
HASPBND	94	01	3	OUTDCB	64		3
HERE	92	20	3	OUTEMPMN	20		2
HOLD	92	40	3	OUTEMPSB	40		2
INTRPMSG	96	02	3	OUTEXTRA	1C		2
IOPLAREA	128		2	OUTFLAGS	5		2
IOPLPTR	124		2	OUTHOLD	44		2
KEEP	93	80	3	OUTIDSSW	96		2
KEY1	5	80	3	OUTJBPDE	114		2
NEEDFREE	75	08	4	OUTKEYWD	92		2
NEWCLASS	92	01	3	OUTMACN	8		2
NEWDS	75	04	4	OUTMSGID	4		2
NEXT	92	08	3	OUTPDL	A0		2
NOMEMNAM	75	02	4	OUTPLIST	104		2
NONTERM	95	20	3	OUTRECA	8C		2
NOWORK	94	02	3	OUTRECL	90		2
ODESTPDE	110		3	OUTRECUN	75	01	4
OHELPECB	B0		2	OUTRECV	75	10	4
ONEWCPDE	10C		3	OUTRPL	30		2
OPENED	95	40	3	OUTRPLL	34		2
OPRDSPDE	108		3	OUTRTCD	6		2
OSVDPDE	11C		2	OUTSBBUF	B8		2
OSYSODDN	FC		2	OUTSBPDL	B4		2
OUTACB	38		2	OUTSOBH	28		2
OUTACBL	3C		2	OUTSOBSO	2C		2

OUTCOMB

Name	Hex Offset	Hex Value	Level
OUTSTAE	BC		2
OUTSW	94		2
OUTSYNMS	A4		3
OUTTCBH	AC		2
OUTWORK	C4		2
OUTXMSG	A4		2
OUTXRPLY	A8		2
O73PARM	64		2
PAUSE	92	80	3
POINT	96	80	3
POSTED	18	40	3
PRINT	92	02	3
PRINTDDN	68		3
STRCTNUM	60		2
SUBBEGN	93	08	3
SUBCMODE	94	40	3
SUBCONT	93	20	3
SUBHERE	93	10	3
SUBNEXT	93	04	3
SUBSYS	94	80	3
SYNADERR	95	80	3
TERM	96	08	3
UNALCALL	94	20	3
WORKDONE	95	10	3

PGPB

PROGRAMMING INTERFACE INFORMATION

PGPB

End of PROGRAMMING INTERFACE INFORMATION

PGPB

Common Name: TSO/E PUTGET Parameter Block
Macro ID: IKJPGPB
DSECT Name: PGPB
Owning Component: TSO/E Scheduler (28502)
Eye-Catcher ID: None
Offset: N/A
Subpool and Key: Subpool 0 or 1 and key 0, 1 or 8
Size: 16 bytes
Created by: PUTGET list form or caller of PUTGET
Pointed to by: IOPLIOPB
Serialization: None
Function: PUTGET options - pointer output line and pointer to returned buffer.

Data Area Map

Offsets		Type	Len	Name (Dim)	Description
Dec	Hex				
0	(0)	STRUCTURE	16	PGPB	

Comments

THE PUTGET PARAMETER BLOCK (PGPB) IS POINTED TO BY THE LIST PASSED TO PUTGET. PUTGET USES IT FOR CONTROL AS WELL AS RETURNING INFORMATION.

End of Comments

0	(0)	CHARACTER	12	*	INTERNAL TO GETLINE/PUTLINE
12	(C)	ADDRESS	4	PGPBIBUF	PTR TO OBTAINED INPUT LINE

PPL

PROGRAMMING INTERFACE INFORMATION

PPL

End of PROGRAMMING INTERFACE INFORMATION

PPL

Common Name: PARSE Parameter List
Macro ID: IKJPPL
DSECT Name: PPL
Owning Component: TSO/E Scheduler (28502)
Eye-Catcher ID: None
Subpool and Key: Determined by caller
Size: 32 bytes
Created by: Caller of Parse
Pointed to by: Register 1 on entry to parse
Serialization: None
Function: The PARSE parameter list is built by a command processor and passed to PARSE via Register 1.

Data Area Map

Offsets		Type	Len	Name (Dim)	Description
Dec	Hex				
0	(0)	STRUCTURE	32	PPL	

Comments

THE PARSE PARAMETER LIST (PPL) IS A LIST OF ADDRESSES PASSED FROM THE INVOKER TO PARSE VIA REGISTER 1

End of Comments

0	(0)	ADDRESS	4	PPLUPT	PTR TO UPT
4	(4)	ADDRESS	4	PPECT	PTR TO ECT
8	(8)	ADDRESS	4	PPECB	PTR TO CP'S ECB
12	(C)	ADDRESS	4	PPLPCL	PTR TO PCL
16	(10)	ADDRESS	4	PPLANS	PTR TO ANS PLACE
20	(14)	ADDRESS	4	PPLCBUF	PTR TO CMD BUFFER
24	(18)	ADDRESS	4	PPLUWA	PTR TO USER'S WORK AREA (FOR VALIDITY CK RTNS)
28	(1C)	ADDRESS	4	PPLVEWA	PTR TO USER'S WORK AREA FOR VERIFY EXITS

PRMB

Common Name: TSO/E PARMLIB control Block
Macro ID: IKJPRMB
DSECT Name: PRMB
Owning Component: TSO/E Scheduler (28502)
Eye-Catcher ID: PRMB
Offset: Offset 0 and length 4
Subpool and Key: Subpool 0 and Key 8
Size: PRMB - 252 bytes
 MTABLE_ELE - 8 bytes
Created by: N/A
Pointed to by: Caller
Serialization: None
Function: Provides a mapping of work areas for the PARMLIB command.

Data Area Map

Offsets					
Dec	Hex	Type	Len	Name (Dim)	Description
0	(0)	STRUCTURE	252	PRMB	
0	(0)	CHARACTER	4	PRM_ID	"PRMB" IDENTIFIER
4	(4)	UNSIGNED	2	PRM_VERS	PRMB VERSION
6	(6)	UNSIGNED	2	PRM_LEN	PRMB LENGTH
8	(8)	CHARACTER	4	PRM_FLAGS	FLAGS
		1...		PRM_BAD_PARSE	ON WHEN RETURN CODE FROM IKJPARS \neq 0
		.1..		PRM_BLANKLINE	ON WHEN BLANK LINE READ
		..1.		PRM_PARMLIB_READ_ERR	ON WHEN ERROR IN READ OF PARMLIB
		...1		PRM_EOF	ON WHEN END OF FILE
	 1...		PRM_NOTHING_FOUND	ON WHEN PARMLIB EMPTY
	1..		PRM_PLIBWORK_FIRST	ON WHEN FIRST READ FROM PARMLIB.
	1.		PRM_IPL_CALL	On when it is IPL time
	1		PRM_DEFAULTS_FLAG	On when the update rtn is to build the default control block
9	(9)	1...		PRM_CLOSE_PARMLIB	On - SYS1.PARMLIB must be closed.
		.1..		PRM_INSUFFICIENT_MVS	on when a TSO/E funtion which requiring MVS V4 services is requested and an MVS V3 system is installed.
		..1.		PRM_DDNAME_PRESENT	on when IKJPRMLB has allocated the parmlib concatenation, and the new ddname needs to be passed along to IKJPRM01 for use in calling IEEMB878. The ddname is in field PRM_DDNAME
		...1		PRM_REMOTE_HANDLING	On when processing the PARMLIB request on the remote side. The flag is used by the ESTAE routine to determine the module name of the routine failing
12	(C)	SIGNED	4	PRM_ENTRIES_CNTR	CURRENT NUMBER OF ENTRIES IN THE TABLE
16	(10)	ADDRESS	4	PRM_ADDR_OF_BUFFER	START ADDR OF BUFFER WHERE PARMLIB IS READ INTO
20	(14)	ADDRESS	4	PRM_PLIB_PTR	ADDR OF PLIB AREA
24	(18)	ADDRESS	4	PRM_PRMB878_PTR	USED FOR CALLING IEEMB878
28	(1C)	ADDRESS	4	PRM_IEEZB822_PTR	ADDR OF MACRO IEEZB822
32	(20)	CHARACTER	48	PRM_FTPRINT_AREA	USED TO ESTABLISH ADDRESSABILITY TO FOOTPRINTING
80	(50)	ADDRESS	4	PRM_FOOTPRINT_PTR	POINTER TO FOOTPRINT
84	(54)	SIGNED	4	PRM_CMD_CNTR	THE COMMAND NUMBER.
88	(58)	ADDRESS	4	PRM_ECTPTR	PTR TO THE ECT
92	(5C)	ADDRESS	4	PRM_ECBPTR	PTR TO THE ECB
96	(60)	ADDRESS	4	PRM_UPTPTR	PTR TO THE UPT
100	(64)	ADDRESS	4	PRM_MSGTABLE_PTR	POINTER TO MESSAGE MODULE
104	(68)	ADDRESS	4	PRM_TPVTPTR	Pointer to the working copy of the TPVT
108	(6C)	ADDRESS	4	PRM_PRMCA_PTR	Pointer to the Command Array

PRMB

Offsets					
Dec	Hex	Type	Len	Name (Dim)	Description
112	(70)	ADDRESS	4	PRM_CPPL_PTR	Pointer to the CPPL
116	(74)	ADDRESS	4	PRM_PRINT_BUFF_PTR	Pointer to the multi line buffer to print
120	(78)	SIGNED	4	PRM_OPERATION	Code indicating the type of operation PARMLIB will perform. See associated constants.
124	(7C)	CHARACTER	8	PRM_ROUTE_VAL	Route parameter value
132	(84)	CHARACTER	2	PRM_SUFFIX	Last two characters of the Parmlib member to be used. Prefix is IKJTSO.
134	(86)	SIGNED	2	PRM_REQ_CODE	Request code for service routine
136	(88)	ADDRESS	4	PRM_DE_PTR	Address of 1st data element
140	(8C)	SIGNED	4	PRM_DE_CNT	Number of data elements
144	(90)	SIGNED	4	PRM_DE_LEN	Length of total section
148	(94)	ADDRESS	4	PRM_ADRPL_PTR	Pointer to the Append data routine parameter list
152	(98)	CHARACTER	8	PRM_DDNAME	The DDNAME to be used for IEEMB878, when PRM_DDNAME_PRESENT is on
160	(A0)	CHARACTER	50	PRM_DSN_INFO	Data set information
160	(A0)	CHARACTER	6	PRM_VOLUME	Volume serial number
166	(A6)	CHARACTER	44	PRM_DSNAME	Dataset name
210	(D2)	CHARACTER	2	*	Reserved for alignment

The following definitions contain pointers to other modules

212	(D4)	ADDRESS	4	PRM_PRM03_ADDR	Address of IKJPRM03 module
216	(D8)	CHARACTER	12	*	Reserved

The following definitions are used by routine IKJPRM08 to aggregate the PARMLIB settings from the various systems in the sysplex. All systems that have the same settings are grouped together.

228	(E4)	ADDRESS	4	PRM_GRPTAB_PTR	Address of group table
232	(E8)	SIGNED	4	PRM_GRPTAB_LEN	Total length of table
236	(EC)	SIGNED	4	PRM_GRPTAB_CNT	Number of entries in table
240	(F0)	ADDRESS	4	PRM_SYSTAB_PTR	Address of system names table
244	(F4)	SIGNED	4	PRM_SYSTAB_CNT	Maximum number of entries
248	(F8)	ADDRESS	4	PRM_PMIT_PTR	Address of PMIT area
252	(FC)	CHARACTER		*	End of control block

Offsets					
Dec	Hex	Type	Len	Name (Dim)	Description
0	(0)	STRUCTURE	8	PRM_MTABLE_ELE	AREA WHERE POINTER TO MESSAGE AND LENGTH OF MESSAGE IS KEPT
0	(0)	ADDRESS	4	PRM_MSG_PTR	POINTER TO MESSAGE TEXT
4	(4)	UNSIGNED	2	PRM_MSG_LEN	LENGTH OF MESSAGE PRINTED
6	(6)	UNSIGNED	1	PRM_MSG_OV1	Offset to 1st message var
7	(7)	UNSIGNED	1	PRM_MSG_OV2	Offset to 2nd message variable if any, otherwise zero

Constants

Len	Type	Value	Name	Description
4	CHARACTER	PRMB	PRMB_ID	The ID of the PRMB
2	DECIMAL	3	PRMB_VERS	The version of the PRMB

DECLARE MESSAGE CONSTANTS FOR TSO PARMLIB MESSAGES

4	DECIMAL	1	PRM_MSGID_IKJ701
4	DECIMAL	2	PRM_MSGID_IKJ702
4	DECIMAL	3	PRM_MSGID_IKJ703
4	DECIMAL	4	PRM_MSGID_IKJ704
4	DECIMAL	5	PRM_MSGID_IKJ705
4	DECIMAL	6	PRM_MSGID_IKJ706
4	DECIMAL	7	PRM_MSGID_IKJ707
4	DECIMAL	8	PRM_MSGID_IKJ708
4	DECIMAL	9	PRM_MSGID_IKJ709
4	DECIMAL	10	PRM_MSGID_IKJ710

Len	Type	Value	Name	Description
4	DECIMAL	11	PRM_MSGID_IKJ711	
4	DECIMAL	12	PRM_MSGID_IKJ712	
4	DECIMAL	13	PRM_MSGID_IKJ720	
4	DECIMAL	14	PRM_MSGID_IKJ730	
4	DECIMAL	15	PRM_MSGID_IKJ731	
4	DECIMAL	8	PRM_ELE_LEN	LENGTH OF MESSAGE INFORMATION AREA
DECLARE ALL TABLES HAVE BEEN BUILT CONSTANT				
1	HEX	F0	PRM_ALL_TABLES_BUILT	TESTS IF ALL TABLES ARE BUILT
The following constants define the various tables				
8	CHARACTER	IKJEFT2	PRM_TE2_TBL_CON	
8	CHARACTER	IKJEFT8	PRM_TE8_TBL_CON	
8	CHARACTER	IKJEFTNS	PRM_TNS_TBL_CON	
8	CHARACTER	IKJEFTAP	PRM_TAP_TBL_CON	
The following constants define the PARMLIB operation				
4	DECIMAL	1	PRM_UPDATE_OP	Update
4	DECIMAL	2	PRM_LIST_OP	List
4	DECIMAL	3	PRM_CHECK_OP	Check Syntax
The following constants define the subidentifiers used by the PARMLIB pack and unpack routines for data elements				
4	DECIMAL	1	PRM_SID_TEST_CMD	Test command id
4	DECIMAL	2	PRM_SID_TEST_SUB	Test subcommand id
The following constants are used by the various PARMLIB routines.				
4	DECIMAL	241	PRM_COMMON_SUBP	Common subpool for PARMLIB control blocks
4	DECIMAL	241	PRM_AUTH_TBL_SUBP	Subpool of authorized tables
4	DECIMAL	1024	PRM_DYNAREA_LEN	Length of dynamic area to be used by the recovery routine in case of abend
The following constants are used to define the REQ_CODE				
4	DECIMAL	0	PRM_ALLOCATE	Allocate TPVT and CTLT
4	DECIMAL	1	PRM_RELEASE	Release TPVT and CTLT
4	DECIMAL	2	PRM_FINISH	Complements TPVT with userid and other user info
Message IDs to index into IKJPRMLM, message CSECT. These IDs are put into the parameter list passed to IKJEFF02.				
4	CHARACTER	1002	IKJ55107	Current PARMLIB member name
4	CHARACTER	1003	IKJ713I	Current PARMLIB member name - operator message
4	CHARACTER	1012	IKJ55102	User not authorized
4	CHARACTER	1013	IKJ55103	Couldn't set up recovery
4	CHARACTER	1014	IKJ55104	An update routine failed
4	CHARACTER	1015	IKJ55105	A cleanup routine failed
4	CHARACTER	1019	IKJ714I	A cleanup routine failed - operator message
4	CHARACTER	1016	IKJ55106	Authority was not verified
4	CHARACTER	1017	IKJ55108	Error occurred during list
4	CHARACTER	1018	IKJ55110	Error occurred during update
4	CHARACTER	1011	IKJ55101	PARMLIB unsuccessful message placed before DAIRFAIL message chain
4	CHARACTER	1021	IKJ55112	Syntax error in member.....
4	CHARACTER	1023	IKJ55114	PARMLIB check successful
4	CHARACTER	1024	IKJ55115	PARMLIB check failed for member....
4	CHARACTER	1025	IKJ55116	PARMLIB list failed for member....
4	CHARACTER	1026	IKJ55117	PARMLIB request was unsuccessful
4	CHARACTER	1027	IKJ55118	PARMLIB terminated. Command not invoked authorized

PRMB

Len	Type	Value	Name	Description
4	CHARACTER	1030	IKJ55120	ROUTE keyword not valid for PARMLIB check
4	CHARACTER	1031	IKJ55121	PARMLIB update OK on system 'xxxxx'
4	CHARACTER	1033	IKJ55123	PARMLIB update failed on system 'xxxxxx' + RC, REAS
4	CHARACTER	1034	IKJ55124	Unable to forward request - JESXCF not active
4	CHARACTER	1035	IKJ55125	XTSOI function call failed
4	CHARACTER	1036	IKJ55126	Unknown systemname or groupname specified
4	CHARACTER	1037	IKJ55127	PARMLIB rejected - not running in sysplex mode
4	CHARACTER	1038	IKJ55128	Remote system failed
4	CHARACTER	1040	IKJ55130	LIST request failed on system xxxxx with RC/REAS
4	CHARACTER	1041	IKJ55131	Severe error occurred on system xxxxx with RC
4	CHARACTER	1042	IKJ55132	Error occurred during clean- up processing
4	CHARACTER	1043	IKJ55133	Error occurred during LIST processing
4	CHARACTER	1044	IKJ55134	Error occurred during CHECK processing
4	CHARACTER	2000	IKJ715	System defaults were updated (initiated from another system)
4	CHARACTER	2001	IKJ716	Default values taken for ...

Cross Reference

Name	Hex Offset	Hex Value	Level	Name	Hex Offset	Hex Value	Level
PRM_ADDR_OF_BUFFER	10		2	PRM_OPERATION	78		2
PRM_ADRPL_PTR	94		2	PRM_PARMLIB_READ_ERR	8	20	3
PRM_BAD_PARSE	8	80	3	PRM_PLIB_PTR	14		2
PRM_BLANKLINE	8	40	3	PRM_PLIBWORK_FIRST	8	04	3
PRM_CLOSE_PARMLIB	9	80	3	PRM_PMIT_PTR	F8		2
PRM_CMD_CNTR	54		2	PRM_PRINT_BUFF_PTR	74		2
PRM_CPPL_PTR	70		2	PRM_PRMB878_PTR	18		2
PRM_DDNAME	98		2	PRM_PRMCA_PTR	6C		2
PRM_DDNAME_PRESENT	9	20	3	PRM_PRM03_ADDR	D4		2
PRM_DE_CNT	8C		2	PRM_REMOTE_HANDLING	9	10	3
PRM_DE_LEN	90		2	PRM_REQ_CODE	86		2
PRM_DE_PTR	88		2	PRM_ROUTE_VAL	7C		2
PRM_DEFAULTS_FLAG	8	01	3	PRM_SUFFIX	84		2
PRM_DSN_INFO	A0		2	PRM_SYSTAB_CNT	F4		2
PRM_DSNAME	A6		3	PRM_SYSTAB_PTR	F0		2
PRM_ECBPTR	5C		2	PRM_TPVT_PTR	68		2
PRM_ECTPTR	58		2	PRM_UPTPTR	60		2
PRM_ENTRIES_CNTR	C		2	PRM_VERS	4		2
PRM_EOF	8	10	3	PRM_VOLUME	A0		3
PRM_FLAGS	8		2	PRMB	0		1
PRM_FOOTPRINT_PTR	50		2				
PRM_FTPRNT_AREA	20		2				
PRM_GRPTAB_CNT	EC		2				
PRM_GRPTAB_LEN	E8		2				
PRM_GRPTAB_PTR	E4		2				
PRM_ID	0		2				
PRM_IEEZB822_PTR	1C		2				
PRM_INSUFFICIENT_MVS	9	40	3				
PRM_IPL_CALL	8	02	3				
PRM_LEN	6		2				
PRM_MSG_LEN	4		2				
PRM_MSG_OV1	6		2				
PRM_MSG_OV2	7		2				
PRM_MSG_PTR	0		2				
PRM_MSGTABLE_PTR	64		2				
PRM_MTABLE_ELE	0		1				
PRM_NOTHING_FOUND	8	08	3				

PSCB

PROGRAMMING INTERFACE INFORMATION

PSCB

Only the following fields are part of the programming interface:

- PSCBATR2
- PSCBUPT

End of PROGRAMMING INTERFACE INFORMATION

PSCB

Common Name: TSO/E Protected Step Control Block
Macro ID: IKJPSCB
DSECT Name: PSCB
Owning Component: TSO/E Scheduler (28502)
Eye-Catcher ID: None
Subpool and Key: Subpool 230 and key 1
Size: 108 bytes
Created by: IKJEFLA
Pointed to by: JSCBPSCB field of the JSCB data area
 LWAPSCB field of the LWA data area
Serialization: None
Function: Contains information from UADS, control bits, and accounting data for the userid.

Data Area Map

Offsets		Type	Len	Name (Dim)	Description
Dec	Hex				
0	(0)	STRUCTURE	108	PSCB	
0	(0)	CHARACTER	7	PSCBUSER	USERID PADDED RIGHT WITH BLANKS
7	(7)	ADDRESS	1	PSCBUSRL	LENGTH OF USERID
8	(8)	CHARACTER	8	PSCBGNM	ESOTERIC GROUP NAME INIT BY LOGON USED BY DYNAMIC ALLOC WHEN UNITNAME NOT SPECIFIED BUT IS REQUIRED
16	(10)	CHARACTER	2	PSCBATR1	A 16 BIT STRING OF USER ATTRIBUTES
		1...		PSCBCTRL	OPERATOR COMMAND USER
		.1..		PSCBACCT	ACCOUNT
		..1.		PSCBJCL	SUBMIT BITS
		...1		PSCBVMNT	CNTL VOL MOUNT AUTH Y02669
	 1...		PSCBATTN	LINE DELETE CHAR IS ATTN Y02669
	1..		PSCBRCVR	EDIT RECOVER/NORECOVER

NOTE-- BIT PSCBRCVR IS USED DIFFERENTLY
 1 MEANS NO EDIT RECOVERY CAPABILITY
 0 MEANS EDIT RECOVERY CAPABILITY

	1.		PSCBRRBA	REPLACE USER RBA AT LOGOFF TIME
	1		PSCBCNAU	CONSOLE authority
17	(11)	BITSTRING	1	*	Not used
18	(12)	CHARACTER	2	PSCBATR2	A 16 BIT STRING CONTAINING THE USERDATA FIELD
20	(14)	UNSIGNED	4	PSCBLTIM	DOUBLEWORD FOR LOGON Y02669
24	(18)	UNSIGNED	4	PSCBLT12	TIME IN STORE CLOCK Y02669 UNITS Y02669
28	(1C)	CHARACTER	1	PSCBSUBH	SUBMIT HOLD CLASS
29	(1D)	CHARACTER	1	PSCBSUBC	SUBMIT CLASS
30	(1E)	CHARACTER	1	PSCBSUBM	SUBMIT MSGCLASS
31	(1F)	CHARACTER	1	PSCBSOUT	SYSOUT CLASS
32	(20)	CHARACTER	1	*	RESERVED
33	(21)	CHARACTER	3	PSCBDRBA	ADDRESS OF USER MAIL DIRECTORY

PSCB

Offsets					
Dec	Hex	Type	Len	Name (Dim)	Description
36	(24)	SIGNED	4	*	RESERVED
40	(28)	CHARACTER	8	PSCBDEST	DEST FOR SYSOUT Y02669 DATA SETS Y02669
48	(30)	ADDRESS	4	PSCBRLGB	PTR TO RELOGON BUFFER
52	(34)	ADDRESS	4	PSCBUPT	PTR TO USER PROFILE TABLE
56	(38)	SIGNED	2	PSCBUPTL	LENGTH OF UPT
58	(3A)	CHARACTER	1	PSCBCHAR	USER'S CHAR DELETE CHAR Y02669
59	(3B)	CHARACTER	1	PSCBLINE	USER'S LINE DELETE CHAR Y02669
60	(3C)	ADDRESS	4	PSCBRSZ	REGION SIZE REQUESTED IN 2K UNITS
64	(40)	CHARACTER	8	PSCBU	RESERVED FOR INSTALLATION USE
72	(48)	CHARACTER	12	PSCBEXWD	LOGON INSTALLATION EXIT USER WORD STRUCTURE
72	(48)	UNSIGNED	4	PSCBEXK	KEY OF USER WORD
76	(4C)	UNSIGNED	4	PSCBEXL	LENGTH OF USER WORD
80	(50)	ADDRESS	4	PSCBEXD	THE USER WORD
84	(54)	UNSIGNED	4	*	RESERVED
88	(58)	UNSIGNED	4	*	RESERVED
92	(5C)	UNSIGNED	4	*	RESERVED
96	(60)	UNSIGNED	4	*	RESERVED
100	(64)	UNSIGNED	4	*	RESERVED
104	(68)	CHARACTER	4	*	FORCE DOUBLE WORD BOUNDARY

Cross Reference

Name	Hex Offset	Hex Value	Level
PSCB	0		1
PSCBACCT	10	40	3
PSCBATR1	10		2
PSCBATR2	12		2
PSCBATTN	10	08	3
PSCBCHAR	3A		2
PSCBCNAU	10	01	3
PSCBCTRL	10	80	3
PSCBDEST	28		2
PSCBDRBA	21		2
PSCBEXD	50		3
PSCBEXK	48		3
PSCBEXL	4C		3
PSCBEXWD	48		2
PSCBGPNM	8		2
PSCBJCL	10	20	3
PSCBLINE	3B		2
PSCBLTIM	14		2
PSCBLTI2	18		2
PSCBRCLR	10	04	3
PSCBRLGB	30		2
PSCBRRBA	10	02	3
PSCBRSZ	3C		2
PSCBSOUT	1F		2
PSCBSUBC	1D		2
PSCBSUBH	1C		2
PSCBSUBM	1E		2
PSCBU	40		2
PSCBUPT	34		2
PSCBUPTL	38		2
PSCBUSER	0		2
PSCBUSRL	7		2
PSCBVMNT	10	10	3

PTPB

PROGRAMMING INTERFACE INFORMATION

PTPB

End of PROGRAMMING INTERFACE INFORMATION

PTPB**Common Name:** TSO/E PUTLINE Parameter Block**Macro ID:** IKJPTPB**DSECT Name:** PTPB**Owning Component:** TSO/E Scheduler (28502)**Eye-Catcher ID:** None**Offset:** N/A**Subpool and Key:** Subpool 0 or 1 and key 0, 1 or 8**Size:** 12 bytes**Created by:** PUTLINE List Form or caller**Pointed to by:** IOPLIOPB**Serialization:****Function:** The PTPB indicates the function requested by the caller to the PUTLINE service routine and returns output information to the caller.**Data Area Map**

Offsets		Type	Len	Name (Dim)	Description
Dec	Hex				
0	(0)	STRUCTURE	12	PTPB	

Comments

THE PUTLINE PARAMETER BLOCK (PTPB) IS POINTED TO BY THE PARAM. LIST PASSED TO PUTLINE. IT IS USED TO RETURN PERTINENT INFO. AS WELL AS CONTROL PUTLINE FUNCTIONS

End of Comments

0	(0)	CHARACTER	4	*	INTERNAL PUTLINE USAGE
4	(4)	ADDRESS	4	PTPBOPUT	ADDRESS OF OUTPUT LINE DESCRIPTOR OR DATA LINE
8	(8)	ADDRESS	4	PTPBFLN	PTR TO FORMATTED LINE RETURNED WHEN OUTPUT= ADDR,FORMAT) IS SPECIFIED

R1BC

Common Name: TSO/E Broadcast Data Set Record 1
Macro ID: IKJZT301
DSECT Name: R1BC
Owning Component: TSO/E Scheduler (28502)
Eye-Catcher ID: None
Offset: N/A
Subpool and Key: Subpool 0 and key 8
Size: 132 bytes
Created by: TSO/E commands accessing the Broadcast Data Set
Pointed to by: R1PTR
Serialization: Enque by relative block address
Function: Provides a mapping of the fields in the first record of the Broadcast Data Set.

Data Area Map

Offsets						
Dec	Hex	Type	Len	Name (Dim)	Description	
0	(0)	ADDRESS	4	R1BCPTRP (0)	- SAME AS R1BCPTR BELOW	
0	(0)	BITSTRING	1	R1BCFLGS	- NOTICES FLAGS - NOT USED	
1	(1)	ADDRESS	3	R1BCPTR	- RELATIVE BLOCK ADDRESS (RBA) OF FIRST NOTICES DIRECTORY RECORD	
4	(4)	ADDRESS	4	R1USPTRP (0)	- SAME AS R1USPTR BELOW	
4	(4)	BITSTRING	1	R1USFLGS	- USER MAIL FLAGS - NOT USED	
5	(5)	ADDRESS	3	R1USPTR	- RBA OF FIRST USER MAIL DIRECTORY RECORD	
8	(8)	SIGNED	4	R1RECNUM	- TOTAL NO. OF RECORDS IN SYS1.BROADCAST DS	
12	(C)	SIGNED	2	R1BCMAX	- MAXIMUM BROADCAST MSG NO. - FROM MASTER SCHEDULER BASEA, BABC MAX	
14	(E)	CHARACTER	24	R1DSN	- DATA SET NAME IN EBCDIC = 'SYS1.BROADCAST DATA SET '	
38	(26)	CHARACTER	7	R1LEVEL	- LEVEL NO. = 'LEVEL N', WHERE 'N' IS A 1-DIGIT NUMBER	
45	(2D)	CHARACTER	1		RESERVED	
46	(2E)	CHARACTER	3	R1FRESRH	RBA OF FREE SEARCH RECORD	
52	(34)	SIGNED	4	R1GENNUM	GENERATION NUMBER FOR IN-STORAGE NOTICE TABLE	
56	(38)	CHARACTER	76		- RESERVED	

Cross Reference

Name	Hex Offset	Hex Value	Level
R1BCFLGS	0		2
R1BCMAX	C		2
R1BCPTR	1		2
R1BCPTRP	0		2
R1DSN	E		2
R1FRESRH	2E		2
R1GENNUM	34		2
R1LEVEL	26		2
R1RECNUM	8		2
R1USFLGS	4		2
R1USPTR	5		2
R1USPTRP	4		2

SSCS

Common Name: SSOB Extension for Cancel/Status Function
Macro ID: IEFSSCS
DSECT Name: SSCS
Owning Component: TSO/E Scheduler (28502)
Eye-Catcher ID: None
Offset: N/A
Subpool and Key: User subpool and key
Size: 20 bytes for SSOB plus 40 bytes
Created by: IKJEFF54, IKJEFF49, IKJEFF52
Pointed to by: SSOBINDV field of the SSOB data area
Serialization: None
Function: Parameter list for the subsystem interface.

Data Area Map

Offsets						
Dec	Hex	Type	Len	Name (Dim)	Description	
0	(0)	STRUCTURE	40	SSCS	CANCEL/STATUS FUNCTION DEPENDENT SECTION	
0	(0)	SIGNED	2	SSCSLEN	LENGTH OF SSCS	
2	(2)	BITSTRING	1	SSCSFLGS	USER SELECTION FLAGS	
		1...		SSCSUSID	USERID IS IN JOBNAME FIELD	
		.1..		SSCSCOUT	CANCEL THE JOBS OUTPUT Y02886	
		..11 1111		*	RESERVED FLAGS	
3	(3)	ADDRESS	1	SSCSULEN	USERID LENGTH	
4	(4)	CHARACTER	8	SSCSJOB	JOB NAME	
12	(C)	CHARACTER	8	SSCSJOBI	JOB ID OR BLANKS	
20	(14)	SIGNED	2	SSCSDIMP	SET BY CALLER TO INDICATE SIZE OF ARRAY AVAIL. TO SUBSYS. TO STORE RESULTS IN	
22	(16)	SIGNED	2	SSCSDIMR	SET BY SUBSYSTEM TO INDICATE IF NOT ENOUGH AVAILABLE	

Comments

SSCSARRAY MAPS AN ELEMENT OF AN ARRAY GOTTEN BY THE CALLER FOR THE SUBSYSTEM TO RETURN RESULTS IN. IF MORE THAN ONE ELEMENT EXISTS, ADDRESSABILITY TO THIS ARRAY MUST BE UPDATED BY THE ELEMENT SIZE (SSCSELSZ). THE TOTAL ARRAY SPACE USED FOR JOB STATUS REPLIES FROM THE SUBSYSTEM (ARRAY ELEMENT SIZE IN BYTES TIMES THE NUMBER OF ELEMENTS) MUST BE INDICATED IN SSCSDIMR. MESSAGES MUST FOLLOW THE LAST SSCSARRAY ELEMENT USED FOR JOB STATUS.

End of Comments

24	(18)	CHARACTER	16	SSCSARRAY (1)	1 OR MORE AREAS GOTTEN BY THE CALLER, FOR THE SUBSYSTEM TO RETURN RESULTS IN (USED FOR STATUS ONLY)
24	(18)	CHARACTER	8	SSCSARID	JOB IDENTIFIER
32	(20)	BITSTRING	1	SSCSFLG1	SET BY SUBSYSTEM
		1...		SSCSJACT	JOB IS CURRENTLY ACTIVE (EXECUTING AFTER BEING GIVEN CONTROL BY THE INITIATOR)
		.1..		SSCSEXCQ	JOB IS WAITING FOR EXECUTION (ON A PRE-EXECUTION QUEUE)
		..1.		SSCSOUTQ	JOB IS ON OUTPUT QUEUE
		...1		SSCSHOLD	JOB IS HELD IN ITS CURRENT QUEUE
	 1..		SSCSSECL	JOB HAS A 2ND LEVEL MSG
	1..		SSCSNJE	JOB ACTIVE IN NJE
	11		*	RESERVED

SSCS

Offsets					
Dec	Hex	Type	Len	Name (Dim)	Description
33	(21)	CHARACTER	1	SSCSUJOB	JOBNAME CHARACTER RETURNED BY SYBSYSTEM FOR USERID AS JOBNAME RESERVED
34	(22)	CHARACTER	2	*	
36	(24)	ADDRESS	4	SSCSMPTR	POINTER TO MESSAGE RETURNED IN ARRAY

Constants

Len	Type	Value	Name	Description
2	DECIMAL	2	SSOBCANC	FUNCTION ID TO CANCEL JOB
2	DECIMAL	3	SSOBSTAT	FUNCTION ID TO FIND THE STATUS OF A JOB

Comments

CANCEL/STATUS RETURN CODES (SSOBRETN)

End of Comments

4	DECIMAL	0	SSCSRTOK	CANCEL/STATUS COMPLETED
4	DECIMAL	4	SSCSNOJB	JOB NAME NOT FOUND
4	DECIMAL	8	SSCSBADI	INVALID JOBNAME/JOB ID COMBINATION
4	DECIMAL	12	SSCSNCAN	JOB NOT CANCELLED - DUPLICATE JOB NAMES AND NO JOB ID GIVEN
4	DECIMAL	16	SSCSMALL	STATUS ARRAY TOO SMALL
4	DECIMAL	20	SSCSOUTP	JOB NOT CANCELLED - JOB ON OUTPUT QUEUE
4	DECIMAL	24	SSCSYNTX	JOBID WITH INVALID SYNTAX FOR SUBSYSTEM YM06023
4	DECIMAL	28	SSCSICAN	INVALID CANCEL REQUEST - CANNOT CANCEL AN ACTIVE TSO USER OR STARTED TASK / TSO USERS MAY NOT CANCEL THE ABOVE JOBS UNLESS THEY ARE ON AN OUTPUT QUEUE YM06036

Cross Reference

Name	Hex Offset	Hex Value	Level
SSCS	0		1
SSCSARAY	18		2
SSCSARID	18		3
SSCSCOUT	2	40	3
SSCSDIMP	14		2
SSCSDIMR	16		2
SSCSEXCQ	20	40	4
SSCSFLGS	2		2
SSCSFLG1	20		3
SSCSHOLD	20	10	4
SSCSJACT	20	80	4
SSCSJOBI	C		2
SSCSJOBN	4		2
SSCSLEN	0		2
SSCSMPTR	24		3
SSCSNJEJ	20	04	4
SSCSOUTQ	20	20	4
SSCSSECL	20	08	4
SSCSUJOB	21		3
SSCSULEN	3		2
SSCSUSID	2	80	3

STPB

PROGRAMMING INTERFACE INFORMATION

STPB

End of PROGRAMMING INTERFACE INFORMATION

STPB

Common Name: TSO/E STACK Parameter Block
Macro ID: IKJSTPB
DSECT Name: STPB
Owning Component: TSO/E Scheduler (28502)
Eye-Catcher ID: None
Offset: N/A
Subpool and Key: Subpool 0 or 1 and key 1 or 8
Size: 20 bytes
Created by: Caller of IKJSTCK or STACKL form
Pointed to by: STPLSTPB field of the STPL data area
Serialization: None
Function: STACK options and pointer to LSD.

Data Area Map

Offsets					
Dec	Hex	Type	Len	Name (Dim)	Description
0	(0)	STRUCTURE	24	STPB	
0	(0)	CHARACTER	4	*	FOR INTERNAL USE OF STACK
0	(0)	CHARACTER	1	*	INTERNAL USE ONLY
		1111		*	INTERNAL USE ONLY
	 1...		SPBFLUSH	FLUSH ALL - IGNORE NOFLUSH
	111		*	INTERNAL USE ONLY
4	(4)	ADDRESS	4	STPBALSD	ADDR OF (STORAGE) LSD
8	(8)	ADDRESS	4	STPBINDD	ADDR OF INPUT DDNAME
12	(C)	ADDRESS	4	STPBOTDD	ADDR OF OUTPUT DDNAME
16	(10)	ADDRESS	4	STPBMBRN	ADDR OF MEMBER NAME
20	(14)	ADDRESS	4	STPBECTA	ECT ADDRESS

Cross Reference

Name	Hex Offset	Hex Value	Level
SPBFLUSH	1	08	3
STPB	0		1
STPBALSD	4		2
STPBECTA	14		2
STPBINDD	8		2
STPBMBRN	10		2
STPBOTDD	C		2

STPL

PROGRAMMING INTERFACE INFORMATION

STPL

End of PROGRAMMING INTERFACE INFORMATION

STPL

Common Name: TSO STACK Parameter List
Macro ID: IKJSTPL
DSECT Name: STPL
Owning Component: TSO/E Scheduler (28502)
Eye-Catcher ID: None
Offset: N/A
Subpool and Key: Subpool 0 or 1 and key 1 or 8
Size: 16 bytes
Created by: Caller of STACK
Pointed to by: Register 1 on entry to IKJSTCK
Serialization: None
Function: Parameter list for IKJSTCK.

Data Area Map

Offsets		Type	Len	Name (Dim)	Description
Dec	Hex				
0	(0)	STRUCTURE	16	STPL	

Comments

THE STACK PARAMETER LIST (STPL) IS A LIST OF ADDRESSES PASSED FROM THE INVOKER TO STACK VIA REGISTER 1

End of Comments

0	(0)	ADDRESS	4	STPLUPT	PTR TO UPT
4	(4)	ADDRESS	4	STPLECT	PTR TO ECT
8	(8)	ADDRESS	4	STPLECB	PTR TO CP'S ECB
12	(C)	ADDRESS	4	STPLSTPB	PTR TO STACK PARM BLOCK

STPL

TCOMTAB

PROGRAMMING INTERFACE INFORMATION

TCOMTAB

Only the following fields are part of the programming interface:

- INBUF
- TPLPTR
- TSTECT
- TSTUPT

End of PROGRAMMING INTERFACE INFORMATION

TCOMTAB

Common Name: Test Command Processor Communication Table
Macro ID: TCOMTAB
DSECT Name: TCOMTAB
Owning Component: TSO/E TEST (28503)
Eye-Catcher ID: TCOMTAB
 Offset: 00
 Length: 08

Storage Attributes: Main Storage: N/A
 Virtual Storage: N/A
 Auxiliary Storage: N/A
 Subpool: 78
 Key: 08
 Data Space: none
 Residency: above 16mB

Size: TCOMTAB 808 bytes
 TCOM 816 bytes

Created by: IGC0009G on request by IKJEGINT
Pointed to by: GPR 09
Serialization: None

Function: This macro maps the TEST command processor communication table (TCOMTAB) used by all subcommand processors and service routines which make up the TSO/TEST command.

Data Area Map

Offsets		Type	Len	Name (Dim)	Description
Dec	Hex				
0	(0)	STRUCTURE	808	TCOMTAB	

Comment

THIS MACRO MAPS THE TEST COMMAND PROCESSOR COMMUNICATION TABLE (TCOMTAB) USED BY ALL SUBCOMMAND PROCESSORS AND SERVICE ROUTINES WHICH MAKE UP THE TSO/TEST COMMAND.

End of Comment

0	(0)	ADDRESS	4	ECBPP	PP DISPATCHABILITY ECB.
4	(4)	CHARACTER	16	ECBLIST	BEGINNING OF ECBLIST FOR WAIT.
4	(4)	ADDRESS	4	ECBTST	PTR TO TEST DISPATCHABILITY ECB.
8	(8)	ADDRESS	4	ECBTMP	PTR TO PP TERMINATION ECB.
12	(C)	ADDRESS	4	ECBTMPS	PTR TO STAE ECB.
16	(10)	ADDRESS	4	ECBTMPA	PTR TO ATTENTION ECB.

TCOMTAB

Offsets					
Dec	Hex	Type	Len	Name (Dim)	Description
20	(14)	ADDRESS	4	ECBLOG	PTR TO STOP/MODIFY ECB.
24	(18)	ADDRESS	4	TSTTCB	PTR TO THE TEST TCB.
28	(1C)	ADDRESS	4	PPTCB	PTR TO THE PROBLEM PROGRAM TCB.
32	(20)	ADDRESS	4	IBMCTAB	PTR to the IBM cmd table
36	(24)	ADDRESS	4	USRCTAB	PTR to the User cmd table
40	(28)	ADDRESS	4	OUTBUF	PTR TO GENERAL OUTPUT BUFFER.
44	(2C)	ADDRESS	4	BLDLAREA	ADDRESS OF BLDL ENTRY USED BY IKJEGINT AND IKJEGLDR.
44	(2C)	ADDRESS	4	CONAREA	PTR TO OUTPUT AREA USED BY CONVERT RTN.
48	(30)	ADDRESS	4	WORKAREA	PTR TO GENERAL WORK AREA.
52	(34)	ADDRESS	4	REGSAVE1	PTR TO SAVE AREA FOR MAINLINE.
56	(38)	ADDRESS	4	REGSAVE2	PTR TO SAVE AREA FOR COMMANDS.
60	(3C)	ADDRESS	4	REGSAVE3	PTR TO SAVE AREA FOR VALIDITY CHECKERS.
64	(40)	ADDRESS	4	REGSAVE4	PTR TO SAVE AREA FOR IKJEGCVT.
68	(44)	ADDRESS	4	REGSAVE5	PTR TO SAVE AREA FOR IKJEGIO.
72	(48)	ADDRESS	4	REGSAVE6	PTR TO SAVE AREA FOR IKJEGSRH.
76	(4C)	SIGNED	2	TSTIODSL	LENGTH OF IKJEGIO DSNAME QUEUE ELEMENT
78	(4E)	SIGNED	2	TSTDGBL	LENGTH OF DCB USED BY IKJEGIO
80	(50)	ADDRESS	4	TPLPTR	PTR TO TPL
84	(54)	SIGNED	2	TMPLL	LINE LENGTH
86	(56)	UNSIGNED	1	*	RESERVED SPACE
87	(57)	UNSIGNED	1	TSTESTRC	ESTAE ERROR RETURN CODE
88	(58)	ADDRESS	4	TSTWHR	PTR TO COMMAND LIB DCB.
92	(5C)	CHARACTER	16	PARMLIST	PARAM LIST FOR CALLING SERVICE ROUTINES.
92	(5C)	ADDRESS	4	TSTUPT	PTR TO UPT.
96	(60)	ADDRESS	4	TSTECT	PTR TO ECT.
100	(64)	ADDRESS	4	TSTCPECB	PTR TO CP ECB.
104	(68)	ADDRESS	4	TSTANSPL	ANSWER PLACE FOR PARSE SERVICE ROUTINE.
108	(6C)	ADDRESS	4	TSTVSMAD	ADDRESS OF AREA REQUIRED FOR VSMLIST INVOCATIONS
112	(70)	SIGNED	4	TSTVSM	LENGTH OF AREA PASSED TO VSMLIST
116	(74)	UNSIGNED	1	TSTRTYCD	SUBCOMMAND ID.
117	(75)	CHARACTER	1	TSTPSWCC	The problem programs CC
118	(76)	CHARACTER	2	*	Reserved Space
120	(78)	ADDRESS	4	INBUF	PTR TO BUFFER CONTAINING SUBCMD.
124	(7C)	ADDRESS	4	TSTIODSN	HEAD OF DSNAME CHAIN FOR IKJEGIO 'PRINT'.
128	(80)	ADDRESS	4	TSTIO	ENTRY POINT OF GET ROUTINE IKJEGIO.
132	(84)	CHARACTER	4	TSTFLGSX	WORD OF FLAGS FOR TEST
132	(84)	CHARACTER	1	TSTAMODE	IF HIGH ORDER BIT IS ON
133	(85)	CHARACTER	1	TSTFLGSA	TEST Flags A
		1...		RUNSW2	RUN process complete
		.1..		TSTLOOP	BIT TO INDICATE THAT IKJEGLST IS VALIDITY CHECKING AN ADDRESS RANGE
		..1.		TREQACTV	APPC test request active
		...1		TKEEPTP	whether to keep TP when test ends
134	(86)	CHARACTER	1	TSTFLGSB	RESERVED FOR TEST FLAGS.
135	(87)	CHARACTER	1	TSTFLGSC	RESERVED FOR TEST FLAGS.
136	(88)	ADDRESS	4	*	RESERVED
140	(8C)	ADDRESS	4	TSTCONVT	ENTRY POINT OF IKJEGCVT.
144	(90)	ADDRESS	4	TSTADDR	ENTRY POINT OF ADDRESS BUILD SUBROUTINE.
148	(94)	ADDRESS	4	TSTSTAE	ENTRY POINT OF STAE EXIT RTN (IKJEGSTA).
152	(98)	CHARACTER	4	TSTFLGS	NAME FOR 4 BYTES FLAGS
152	(98)	BITSTRING	1	TSTFLGS1	TEST FLAGS, BYTE 1.
		1...		PCHLSTVL	PATCH LIST SWITCH.
		.1..		FORGOUSE	USED BY IKJEGGO ONLY
		..1.		TSTPRINT	PRINT SWITCH.
		...1		TSTFIRST	FIRST TIME SWITCH.
	 1...		RANGESW	INDICATES PDE IS FOR ADDRESS RANGE.
	1..		TSTBUILD	'AT' SWITCH FOR DEFER CHECK.
	1.		ENDSW	INDICATES 'END' TO MAINLINE.
	1		RUNSW	INDICATES 'RUN' TO MAINLINE.
153	(99)	BITSTRING	1	TSTFLGS2	TEST FLAGS, BYTE 2.
		1...		TSTLDF	IKJEGLDF TASK-SWITCH INDICATOR.
		.1..		TSTXCTL	STAE XCTL INDICATOR.
		..1.		TOFFDEF	NO ACTIVE BREAKPOINTS.

Offsets		Type	Len	Name (Dim)	Description
Dec	Hex				
		...1		TSTLDFX	ALET addr checking
	 1..		TADDROUT	LOAD MODULE FOUND UNDER TCB.
	1..		TWHRLoad	VALID LOAD MODULE CHECK.
	1.		TSTQUAL	QUALIFICATION IS IN PROCESS
	1		TMYIOMSG	IKJEGIO MESSAGE SWITCH.
154	(9A)	BITSTRING	1	TSTFLGS3	TEST FLAGS, BYTE 3.
		1...		TSTGOSW	SPECIAL BREAKPOINT TYPE SWITCH.
		.1..		TSTSTAI	PROBLEM PROGRAM ABEND INDICATOR.
		..1.		SYMMESG	SYM 'NO DIAGNOSTIC' SWITCH.
		...1		TCSECTCK	CSECT ONLY DEFER QUEUE CLEAR.
	 1..		TDUPNAME	DEFER QUEUE DUPLICATE NAME BIT.
	1..		TSTLINK	SUB-CMD 'LINK FAILED' INDICATOR.
	1.		TSTHELP	INDICATES THAT A TSO COMMAND IS ATTACHED BY TEST
	1.		TSTTSOC	INDICATES THAT A TSO COMMAND IS ATTACHED BY TEST
	1		NOPARMS	INDICATES NO PARAMETERS WITH CMD.
155	(9B)	BITSTRING	1	TSTFLGS4	TEST FLAGS, BYTE 4.
		1...		TSTA	TEST'S INPUT IS NOT FROM A STACK.
		.1..		TSTB	A STACKED TERMINAL ELEM. IS PRESENT
		..1.		TSTFLUSH	FORCE Tclearq AND POSSIBLE STACK FLUSH.
		...1		TSTRERTN	A RETRY IS IN PROCESS.
	 1..		TSTESTAE	ESTAE IS INVOKING I/O FOR MESSAGE.
	1..		TSTSVcab	SVC ABEND IS IN PROCESS
	1.		TSTPERC	THIS RETRY ROUTINE WAS PERCOLLATED
	1		TSTVALCK	INDICATES PARSE VALIDITY CHECK IN PROCESS.
156	(9C)	ADDRESS	4	BREKTAB	PTR TO FIRST BREAK ELEMENT.
160	(A0)	ADDRESS	4	DEFERTAB	PTR TO DEFERRED CMD LIST.
164	(A4)	ADDRESS	4	PPLOAD	PTR TO CURRENT BASE FOR RELATIVES.
168	(A8)	ADDRESS	4	PPTemp	TEMPORARY BASE FOR RELATIVES.
172	(AC)	ADDRESS	4	SUBCHAIN	PTR TO BREAKPOINT SUBCOMMAND CHAIN.
176	(B0)	UNSIGNED	4	TSTGO	RESUME ADDRESS AFTER BREAKPOINT.
176	(B0)	UNSIGNED	4	TSTGOPSW	SECOND WORD OF RBOPSW FIELD.
180	(B4)	UNSIGNED	1	TSTGOWCF	WAIT COUNT FROM RBWCF FIELD.
181	(B5)	BITSTRING	1	TSTFLGS5	TEST FLAGS, BYTE 5.
		1...		SKIPATTN	BYPASS ATTENTION PROCESSING
		.1..		TSTNOALT	Suppress ALET on an address
		..1.		TSTALETY	ALET associated with address
		...1		TSTMSGL2	Bypass message for next occurrence of conversion of an address in CVT
	 1..		TSTSYMAL	ALET Associated W/ symbol
	1..		TSTRESCC	Restore problem programs CC
	1.		TSTFOUND	Command found flag
	1		TSTPARM	Parmlib support is enabled
182	(B6)	SIGNED	2	TSTSVC	AN SVC 97 INSTRUCTION (0A61).
184	(B8)	ADDRESS	4	PPRB	CURRENT PROBLEM PROGRAM RB ADDRESS.
188	(BC)	ADDRESS	4	TSTIODCB	PTR TO OPEN PRINT DCB.
192	(C0)	ADDRESS	4	CALLPARM	HEAD OF CHAIN FOR PARMS BUILT BY 'CALL'.
196	(C4)	ADDRESS	4	*	RESERVED SPACE
200	(C8)	CHARACTER	8	INTSTDDN	DDNAME FOR DATA SET SPECIFIED ON THE TEST COMMAND - USED BY IKJEGINT AND IKJGLDR.
200	(C8)	CHARACTER	8	TSTCURLD	CURRENTLY QUALIFIED LOAD NAME.
208	(D0)	CHARACTER	8	TERMDD	DDNAME FOR TERMINAL USED BY OS LOADER.
208	(D0)	CHARACTER	8	TSTCURCT	CURRENTLY QUALIFIED CSECT NAME.
216	(D8)	ADDRESS	4	TSTSymbA	CURRENTLY QUALIFIED SYMBOLIC ADDR BASE.
220	(DC)	ADDRESS	4	TSTTRN	HEAD OF SAVE INFORMATION CHAIN.
224	(E0)	ADDRESS	4	SICHAIN	HEAD OF SYMBOL INFORMATION CHAIN.
228	(E4)	ADDRESS	4	TSTSYMWK	PTR TO SYMBOL PROCESSING WORK AREA.
232	(E8)	ADDRESS	4	SYMTABLE	PTR TO IN-CORE SYMBOL TABLE.
236	(EC)	UNSIGNED	4	PPEXIT	BREAKPOINT & EXIT SVC'S FOR PP TERM
236	(EC)	SIGNED	2	PPEXIT1	AN SVC 97 INSTRUCTION (0A61).
238	(EE)	SIGNED	2	PPEXIT2	AN SVC 3 INSTRUCTION (0A03).
240	(F0)	ADDRESS	4	TSTDCB	HEAD OF OVLY DCB CHAIN.

TCOMTAB

Offsets					
Dec	Hex	Type	Len	Name (Dim)	Description
244	(F4)	ADDRESS	4	OPCODTAB	PTR TO TABLE OF VALID OPERATION CODES.
248	(F8)	ADDRESS	4	TSTOPCD2	PTR TO TABLE FOR TWO BYTE S/370 OPERATION CODES.
252	(FC)	ADDRESS	4	TSTCADDR	CURRENT ADDRESS BEING VALIDITY CHECKED BY IKJEGLST 'LSTBPT' ROUTINE
256	(100)	ADDRESS	4	TSTOPCD3	Address of E5 Opcode table
260	(104)	ADDRESS	4	TSTHTCB	POINTER TO THE TCB FOR AN ATTACHED TSO COMMAND.
260	(104)	ADDRESS	4	TSTOTCB	POINTER TO THE TCB FOR AN ATTACHED TSO COMMAND.
264	(108)	CHARACTER	8	TSTAQUAL	EBCDIC LOAD MODULE NAME.
272	(110)	ADDRESS	4	TSTAQEP	ENTRY POINT OF LOAD MODULE.
276	(114)	ADDRESS	4	TSTRSTRT	RESTART ADDRESS FOR STAE PROCESSING
280	(118)	ADDRESS	4	TSTSRHRT	ADDRESS OF RESIDENT ADDRESS VALIDITY CHECK ROUTINE.
284	(11C)	CHARACTER	20	TSTSTAX	STAX PARAMETER LIST
304	(130)	SIGNED	4	TSTDSECB	TEST DISPATCHABILITY ECB.
308	(134)	CHARACTER	56	TSTMNLWK	WORK AREA FOR EXCLUSIVE

Comment

USE OF MNL

End of Comment

364	(16C)	CHARACTER	84	TSTIOPRM	IO PARAMETER BLOCK
448	(1C0)	CHARACTER	4	TSTSVCM1	SVC FIRST LEVEL MESSAGE NO.
452	(1C4)	CHARACTER	4	TSTSVCM2	SVC SECOND LEVEL MESSAGE NO.
456	(1C8)	ADDRESS	4	TSTOPCD4	ADDRESS OF A4 OPCODE TABLE
460	(1CC)	ADDRESS	4	TSTOPCD5	ADDRESS OF A5 OPCODE TABLE
464	(1D0)	ADDRESS	4	TSTOPCD6	ADDRESS OF A6 OPCODE TABLE
468	(1D4)	ADDRESS	4	ABNDTCB	ABENDING TCB ADDR
472	(1D8)	CHARACTER	56	TSTECTSV	ECT SAVE AREA.
528	(210)	ADDRESS	4	TSTOPCD7	ADDRESS OF E4 OPCODE TABLE
532	(214)	SIGNED	4	TSTVPARM	VECTOR FACILITY PARAMETERS
532	(214)	SIGNED	2	TSTVSS	VECTOR SECTION SIZE
534	(216)	SIGNED	2	TSTVPS	VECTOR PARTIAL SUM NUMBER
536	(218)	UNSIGNED	4	TSTALET1	ALET value for address
540	(21C)	UNSIGNED	4	TSTALET2	ALET value for second address of a range
544	(220)	CHARACTER	8	TSTMSGCD	Message code fields
544	(220)	UNSIGNED	4	TSTMSG1N	First level message number
548	(224)	UNSIGNED	4	TSTMSG2N	Second level message number
552	(228)	ADDRESS	4	TSTEGARM	Address of IKJEGARM
556	(22C)	ADDRESS	4	TSTEGCOM	Address of IKJEGCOM
560	(230)	ADDRESS	4	TSTEGAR1	Address of IKJEGAR1
564	(234)	ADDRESS	4	TSTEGAR2	Address of IKJEGAR2
568	(238)	ADDRESS	4	TSTEGAR3	Address of IKJEGAR3
572	(23C)	UNSIGNED	4	TSTGEN	Current Parmlib generation number
576	(240)	CHARACTER	19	TSTCBLK	Pseudo-command entry generated by last command scan
576	(240)	UNSIGNED	1	TSTCBCL	Length of command name = 8
577	(241)	CHARACTER	8	TSTCBCN	Storage for command name
585	(249)	UNSIGNED	1	TSTCBAL	Length of alias name = 0
586	(24A)	CHARACTER	8	TSTCBLN	Name of command load module
594	(252)	UNSIGNED	1	TSTCBCI	ID of command name
595	(253)	UNSIGNED	1	*	Reserved space
596	(254)	ADDRESS	4	TSTTSOCD	Pointer to local copy of IKJEGTCT
600	(258)	ADDRESS	4	TSTSUBCD	Pointer to local copy of IKJEGSCT
604	(25C)	UNSIGNED	2	TSTTSOLN	Length of local IKJEGTCT
606	(25E)	UNSIGNED	2	TSTSUBLN	Length of local IKJEGSCT
608	(260)	ADDRESS	4	TSTPDECM	PDE ptr returned from prompt
612	(264)	CHARACTER	4	TSTALERC	ALET addr check RC
616	(268)	CHARACTER	20	TSTS9G01	S9G macro workarea
636	(27C)	ADDRESS	4	REGSAVE7	Save area ptr
640	(280)	ADDRESS	4	REGSAVE8	Save area ptr
644	(284)	ADDRESS	4	REGSAVE9	Save area ptr

Offsets						
Dec	Hex	Type	Len	Name (Dim)	Description	
648	(288)	CHARACTER	48	TSTFTPRT	TEST Footprint Area	
648	(288)	CHARACTER	24	TSTFTCUR	Current module	
672	(2A0)	CHARACTER	24	TSTFTOLD	Previous module	
696	(2B8)	ADDRESS	4	TSTOPCD8	Address of 01 OPCode table	
700	(2BC)	CHARACTER	24	TSTFTTMP	Footprint Temporary Save	
724	(2D4)	SIGNED	4	TSTECOMB	Exit Command buffer ptr	
728	(2D8)	SIGNED	4	TSTESUBB	Exit SubCommand buffer ptr	
732	(2DC)	CHARACTER	12	TSTUWENT	Exit Communication word entry	
732	(2DC)	UNSIGNED	4	TSTUWKEY	Exit Communication word Key	
736	(2E0)	UNSIGNED	4	TSTUWLEN	Exit Communication word Length	
740	(2E4)	UNSIGNED	4	TSTUWORD	Exit Communication word Data	
744	(2E8)	CHARACTER	12	TSTSWENT	Exit SubCmd UserWord Entry	
744	(2E8)	UNSIGNED	4	TSTSWKEY	Exit SubCmd UserWord Key	
748	(2EC)	UNSIGNED	4	TSTSWLEN	Exit SubCmd UserWord Len	
752	(2F0)	UNSIGNED	4	TSTSWORD	Exit SubCmd UserWord Data	
756	(2F4)	UNSIGNED	4	TSTORIGI	Original INBUF save area	
760	(2F8)	ADDRESS	4	TSTCPAGE	CURRENT PAGE ADDRESS USED BY IKJEGLST 'LSTBPT' ROUTINE	
764	(2FC)	CHARACTER	8	TCOMTPID	TPID for the TP being tested	
772	(304)	ADDRESS	4	TSTMNLW2	ADDR of second part MNL workarea	
776	(308)	CHARACTER	8	SMSPDSE	PDSE STARTD/ENDD Token	
784	(310)	BITSTRING	1	TSTFLGS6	TEST flags, byte 6.	
		1...		INITEINV	Initialization exit invokd	
785	(311)	CHARACTER	3	*	Reserved Space	
788	(314)	CHARACTER	20	*	Reserved space	

Offsets						
Dec	Hex	Type	Len	Name (Dim)	Description	
0	(0)	STRUCTURE	816	TCOM	NAME FOR TCOMTAB INCLUDING PREFIX	
0	(0)	CHARACTER	8	TCOMPREF	TCOMTAB PREFIX	
0	(0)	CHARACTER	8	TCOMID	TCOMTAB ID: 'TCOMTAB'	
8	(8)	CHARACTER	808	*	TCOMTAB PROPER	

Constants

Len	Type	Value	Name	Description
4	DECIMAL	8	TCOMPREL	LENGTH OF TCOMTAB PREFIX
4	DECIMAL	816	TCOMLTH	LENGTH INCLUDING PREFIX AREA
1	BIT	11011111	TREQAOFF	

Cross Reference

Name	Hex Offset	Hex Value	Name	Hex Offset	Hex Value
ABNDTCB	1D4		OPCODTAB	F4	
BLDLAREA	2C		OUTBUF	28	
BREKTAB	9C		PARMLIST	5C	
CALLPARM	C0		PCHLSTVL	98	80
CONAREA	2C		PPEXIT	EC	
DEFERTAB	A0		PPEXIT1	EC	
ECBLIST	4		PPEXIT2	EE	
ECBLOG	14		PPLOAD	A4	
ECBPP	0		PPRB	B8	
ECBTERM	8		PPTCB	1C	
ECBTMPA	10		PPTEMP	A8	
ECBTMPS	C		RANGESW	98	08
ECBTST	4		REGSAVE1	34	
ENDSW	98	02	REGSAVE2	38	
FORGOUSE	98	40	REGSAVE3	3C	
IBMCTAB	20		REGSAVE4	40	
INBUF	78		REGSAVE5	44	
INITEINV	310	80	REGSAVE6	48	
INTSTDDN	C8		REGSAVE7	27C	
NOPARMS	9A	01	REGSAVE8	280	

TCOMTAB

Name	Hex Offset	Hex Value	Name	Hex Offset	Hex Value
REGSAVE9	284		TSTFLGSB	86	
RUNSW	98	01	TSTFLGSC	87	
RUNSW2	85	80	TSTFLGSX	84	
SICHAIN	E0		TSTFLGS1	98	
SKIPATTN	B5	80	TSTFLGS2	99	
SMSPDSE	308		TSTFLGS3	9A	
SUBCHAIN	AC		TSTFLGS4	9B	
SYMMESG	9A	20	TSTFLGS5	B5	
SYMTABLE	E8		TSTFLGS6	310	
TADDROUT	99	08	TSTFLUSH	9B	20
TCOM	0		TSTFOUND	B5	02
TCOMID	0		TSTFTCUR	288	
TCOMPREF	0		TSTFTOLD	2A0	
TCOMTAB	0		TSTFTPRT	288	
TCOMTPID	2FC		TSTFTTMP	2BC	
TCSECTCK	9A	10	TSTGEN	23C	
TDUPNAME	9A	08	TSTGO	B0	
TERMDD	D0		TSTGOPSW	B0	
TKEEPPT	85	10	TSTGOSW	9A	80
TMPLL	54		TSTGOWCF	B4	
TMYIOMSG	99	01	TSTHELP	9A	02
TOFFDEF	99	20	TSTHTCB	104	
TPLPTR	50		TSTIO	80	
TREQACTV	85	20	TSTIODCB	BC	
TSTA	9B	80	TSTIODSL	4C	
TSTADDR	90		TSTIODSN	7C	
TSTALERC	264		TSTIOPRM	16C	
TSTALETY	B5	20	TSTLDF	99	80
TSTALET1	218		TSTLDFX	99	10
TSTALET2	21C		TSTLINK	9A	04
TSTAMODE	84		TSTLOOP	85	40
TSTANSPL	68		TSTMNLWK	134	
TSTAQEP	110		TSTMNLW2	304	
TSTAQUAL	108		TSTMMSGCD	220	
TSTB	9B	40	TSTMSSL2	B5	10
TSTBUILD	98	04	TSTMMSG1N	220	
TSTCADDR	FC		TSTMMSG2N	224	
TSTCBAL	249		TSTNOALT	B5	40
TSTCBCI	252		TSTOPCD2	F8	
TSTCBCL	240		TSTOPCD3	100	
TSTCBCN	241		TSTOPCD4	1C8	
TSTCBLK	240		TSTOPCD5	1CC	
TSTCBLN	24A		TSTOPCD6	1D0	
TSTCONVT	8C		TSTOPCD7	210	
TSTCPAGE	2F8		TSTOPCD8	2B8	
TSTCPECB	64		TSTORIGI	2F4	
TSTCURCT	D0		TSTOTCB	104	
TSTCURLD	C8		TSTPARM	B5	01
TSTDCEB	F0		TSTPDECM	260	
TSTDCEBL	4E		TSTPERC	9B	02
TSTDSECB	130		TSTPRINT	98	20
TSTECOMB	2D4		TSTPSWCC	75	
TSTECT	60		TSTQUAL	99	02
TSTECTSV	1D8		TSTRERTN	9B	10
TSTEGARM	228		TSTRESCC	B5	04
TSTEGAR1	230		TSTRSTRT	114	
TSTEGAR2	234		TSTRTYCD	74	
TSTEGAR3	238		TSTRHRRT	118	
TSTEGCOM	22C		TSTSTAE	94	
TSTESTAE	9B	08	TSTSTAI	9A	40
TSTESTRC	57		TSTSTAX	11C	
TSTESUBB	2D8		TSTSUBCD	258	
TSTFIRST	98	10	TSTSUBLN	25E	
TSTFLGS	98		TSTSVC	B6	
TSTFLGSA	85		TSTSVCAB	9B	04

Name	Hex Offset	Hex Value
TSTSVCM1	1C0	
TSTSVCM2	1C4	
TSTSWENT	2E8	
TSTSWKEY	2E8	
TSTSWLEN	2EC	
TSTSWORD	2F0	
TSTSYMAL	B5	08
TSTSYMBA	D8	
TSTSYMWK	E4	
TSTS9G01	268	
TSTTCB	18	
TSTTRN	DC	
TSTTSOC	9A	02
TSTTSOCD	254	
TSTTSOLN	25C	
TSTUPT	5C	
TSTUWENT	2DC	
TSTUWKEY	2DC	
TSTUWLEN	2E0	
TSTUWORD	2E4	
TSTVALCK	9B	01
TSTVPARM	214	
TSTVPS	216	
TSTVSMAD	6C	
TSTVSMML	70	
TSTVSS	214	
TSTWHR	58	
TSTXCTL	99	40
TWHRLOAD	99	04
USRCTAB	24	
WORKAREA	30	

TIB

Common Name: TMP Interface Block
Macro ID: IKJTIB
DSECT Name: TIB
Owning Component: TSO/E Scheduler (28502)
Eye-Catcher ID: TIB
Offset: Offset 0 and length 4
Subpool and Key: Subpool 230 and key 1
Size: 112 bytes
Created by: IKJEFT02 for an authorized command
 IGX00023 for the TSO service facility
 Internal TSO routines using the TSO service facility interface
Pointed to by: IKJTMP3, TMP3TIBQ LIFO queue chained by TIBCHAIN
Serialization: Needed to change TIBCHAIN - ENQ/DEQ, Major Name = SYSZTSOE,
 Minor Name = TCBAxxxx where xxxx = the active T02's TCB address at
 the time of the parallel service request. (Obtain from TMP3AT02).
Function: The TIB represents a request to the TMP to process a command or program while the
 requesting task structure is non-dispatchable and I/O is quiesced.

Data Area Map

Offsets					
Dec	Hex	Type	Len	Name (Dim)	Description
0	(0)	STRUCTURE	160	TIB	
0	(0)	CHARACTER	4	TIBTIB	ACRONYM IN EBCDIC 'TIB '
4	(4)	UNSIGNED	1	TIBLEV	TIB VERSION
5	(5)	CHARACTER	1	TIBFLAGS	FLAGS
		1...		TIBBLDNP	A NULL PARAMETER LIST MUST BE BUILT FOR INPUT TO THE REQUESTED PROGRAM
		.1..		TIBVERIP	VERIFY THE PSP
		..1.		TIBT02AE	DO T02 STYLE ATTENTION AND ERROR HANDLING
		...1		TIBT08S1	T08 STAGE 1 IS COMPLETE AND A PARALLEL T08 WILL OR DOES EXIST
	 1..		TIBT08S2	T08 STAGE 2 IS COMPLETE.
	1..		TIBSTMOD	STOP MODIFY HAS BEEN POSTED IN PARALLEL SIDE
	1.		TIBCAUTH	AUTHORITY OF THE REQUESTOR OF THE SERVICE.
	1		TIBRES06	RESERVED
6	(6)	UNSIGNED	1	TIBCKEY	KEY OF THE REQUESTOR OF THE SERVICE
7	(7)	UNSIGNED	1	TIBFLAG2	FLAGS
		1...		TIBPRODS	WHEN SET TO 1 INDICATES THAT THE DATA STACK WAS PROTECTED BY THIS TIB.
		.1..		TIBNOVAR	WHEN SET TO 1 INDICATES THAT THE REXX VARIABLE POOL CANNOT BE ACCESSED.
		..1.		TIBRAUTH	WHEN SET TO 1 INDICATES THAT THE PROTECTED REXX VARIABLE POOL IS IN USE.
		...1		TIBTVARS	WHEN SET TO 1 INDICATES THAT THE PROTECTED REXX VARIABLE POOL IS CURRENTLY BEING CREATED.
	 1..		TIBTRAPB	WHEN SET TO 1 INDICATES THAT THE REXX OUTTRAP VARIABLE POOL WAS PROTECTED BY THIS TIB.
	1..		TIBUPRDS	WHEN SET TO 1 INDICATES THAT THE REXX DATA STACK IS BEING UNPROTECTED ON THE PARALLEL TMP.
	11		*	RESERVED
8	(8)	ADDRESS	4	TIBCHAIN	CHAIN FIELD

TIB

Offsets					
Dec	Hex	Type	Len	Name (Dim)	Description
12	(C)	ADDRESS	4	TIBPSPP	PTR TO THE PARALLEL SERVICE PARMS
16	(10)	ADDRESS	4	TIBCMDBF	PTR TO COMMAND BUFFER - WHEN THIS ADDR IS FILLED IN, TIBPSPP IS 0
20	(14)	CHARACTER	4	TIBRECB	ECB INDICATING REQUEST IS COMPLETE
		1...		*	ECB WAIT BIT
		.1..		TIBRECBP	REQUEST COMPLETE ECB POST BIT
20	(14)	BITSTRING	3	*	ECB COMPLETION CODE
24	(18)	ADDRESS	4	TIBRT02	TCB ADDRESS FOR THE T02 TASK STRUCTURE THAT MADE THE PARALLEL SERVICE REQUEST
28	(1C)	SIGNED	4	TIBRC	PARALLEL PROCESSING RETURN CODE
32	(20)	SIGNED	4	TIBFRC	FUNCTION RETURN CODE
36	(24)	SIGNED	4	TIBRSNC	REASON CODE
40	(28)	SIGNED	4	TIBFABNC	FUNCTION ABEND CODE
44	(2C)	ADDRESS	4	TIBRIOL	PTR TO PARAMETER LIST TO RESTORE I/O BEFORE SETTING REQUESTING TASK STRUCTURE DISPATCHABLE
48	(30)	SIGNED	4	TIBRION	NUMBER OF PARAMETERS IN THE RESTORE I/O LIST
52	(34)	ADDRESS	4	TIBNXCMD	PTR TO THE NEXT COMMAND ENTERED AFTER AN ATTENTION OR ABEND
56	(38)	ADDRESS	4	TIBRWRK2	PTR TO THE TMPWRK2 WORK AREA FOR THE REQUESTING TASK STRUCTURE
60	(3C)	CHARACTER	32	TIBEXT	TIB EXTENTION - USED TO PASS DATA FOR PARALLEL PROCESSING
92	(5C)	SIGNED	4	TIBTCBP	ADDRESS OF THE CURRENT TCB
96	(60)	ADDRESS	4	TIBPROSP	ADDRESS OF KEY 1 DATA STACK
100	(64)	ADDRESS	4	TIBEXDP	ADDRESS OF EXD FOR WHICH REXX VARIABLES ARE PROTECTED
104	(68)	SIGNED	4	TIBTRAPA	ADDRESS OF THE REXX EXD WHICH IS PERFORMING OUTPUT TRAPPING
108	(6C)	SIGNED	4	TIBENVBA	ADDRESS OF ENVIRONMENT BLOCK FOR THE DATA STACK CURRENTLY PROTECTED
112	(70)	CHARACTER	4	TIBFLAG3	FLAG BYTES
		1...		TIBPLATF	WHEN SET TO 1 INDICATES THAT AN AUTHORIZED PLATFORM COMMAND/PROGRAM IS BEING PROCESSED.
		.1..		TIBAUTHF	WHEN SET TO 1 INDICATES THAT THE SPECIFIED FUNCTION WAS FOUND IN THE AUTHORIZED COMMAND OR PROGRAM TABLE
112	(70)	BITSTRING	3	*	RESERVED
116	(74)	ADDRESS	4	TIBCT02	TCB ADDRESS FOR THE T02 TASK STRUCTURE THAT IKJEFTSC CREATED FOR THIS PARALLEL SERVICE REQUEST
120	(78)	CHARACTER	36	*	RESERVED
ADD ANY NEW FIELDS BEFORE THE NEXT DECLARE.					
160	(A0)	CHARACTER		*	ASSURE TIB ENDS ON A DOUBLE WORD BOUNDARY

Constants

Len	Type	Value	Name	Description
CONSTANTS FOR INITIALIZING THE CONTROL BLOCK ID AND LEVEL TIBLEVEL MUST BE INCREMENTED WHEN THE TIB IS UPDATED.				
4	CHARACTER	TIB	TIBCHAR	CHARACTERS FOR INITIALIZING TIBTIB
1	DECIMAL	2	TIBLEVEL	TIB LEVEL = 2
PARALLEL PROCESSING RETURN CODES				
4	DECIMAL	0	TIBSCSFL	SUCCESSFUL COMPLETION
4	DECIMAL	4	TIBFRCN0	FUNCTION RETURN CODE NOT ZERO
4	DECIMAL	8	TIBATTN	TERMINATED BY ATTENTION
4	DECIMAL	12	TIBFABND	FUNCTION ABENDED
4	DECIMAL	16	TIBADERR	ADDRESSING ERROR IN PARALLEL SERVICE PARMS
4	DECIMAL	20	TIBERR	ERROR IN THE PARALLEL SERVICE PARMS OR INCORRECT ENVIRONMENT - SEE REASON CODE
4	DECIMAL	24	TIBEF	UNEXPECTED FAILURE
4	DECIMAL	28	TIBADENV	INDICATES THAT THE CALLER OF THE TSO SERVICE FACILITY WAS AMODE 24, BUT THE PARAMETER LIST CONTAINED 31 BIT ADDRESS(ES)
PARALLEL PROCESSING REASON CODES				
4	DECIMAL	4	TIBPLEN	PARAMETER LIST LENGTH ERROR
4	DECIMAL	8	TIBPRFLE	PARAMETER LIST RESERVED FLAGS ERROR
4	DECIMAL	12	TIBPFFLE	PARAMETER LIST FUNCTION FLAG ERROR
4	DECIMAL	16	TIBPINCS	PARAMETER LIST INCONSISTENT - COMMAND AND FUNCTION PARAMETER LIST BOTH SPECIFIED
4	DECIMAL	20	TIBPAFLE	PARAMETER LIST ABEND FLAG ERROR
4	DECIMAL	24	TIBNTSOE	NOT A TSO ENVIRONMENT
4	DECIMAL	28	TIBPFBLE	PARAMETER LIST FUNCTION BUFFER LENGTH ERROR
4	DECIMAL	32	TIBPPLAE	PROGRAM PARAMETER LIST ADDRESSING ERROR
4	DECIMAL	36	TIBPPLE	PROGRAM PARAMETER LIST ERROR
4	DECIMAL	40	TIBFNF	REQUESTED FUNCTION NOT FOUND
4	DECIMAL	44	TIBFSYNE	SYNTAX ERROR IN FUNCTION NAME
4	DECIMAL	48	TIBNCL	AN IMPLICIT CLIST WAS PASSED IN BUT CLIST PROCESSING WAS NOT REQUESTED
4	DECIMAL	52	TIBNBKG	COMMAND NOT SUPPORT IN THE BACKGROUND
4	DECIMAL	56	TIBUNAL	FUNCTION IS AUTHORIZED BUT CANNOT BE FOUND ON AN AUTHORIZED LIBRARY
4	DECIMAL	60	TIBUFAR	INVOKER OF TSO SERVICE FACILITY WAS AUTHORIZED, BUT REQUESTED FUNCTION WAS UNAUTHORIZED.
4	DECIMAL	64	TIBITOKN	THE TOKEN PASSED TO THE TSO SERVICE FACILITY IS NOT VALID
4	DECIMAL	68	TIBNOTMP	INDICATES THAT THE USER WAS IN IN NON- TMP TSO, BUT AUTHORIZED FUNCTIONS OR PARALLEL PROCESSING WERE REQUESTED
4	DECIMAL	76	TIBOUARE	INDICATES THAT OUTSTANDING APPC/MVS ASYNCHRONOUS REQUESTS EXISTS IN THE ADDRESS SPACE.

TIB

Len	Type	Value	Name	Description
4	DECIMAL	80	TIBUAERR	INDICATES THAT AN UNEXPECTED RETURN CODE WAS RECEIVED FROM THE APPC SERVICE ATBASMR USED TO QUERY ARE THERE ANY OUTSTANDING ASYNCHRONOUS REQUESTS IN THE ADDRESS SPACE.
4	DECIMAL	84	TIBASYNE	Indicates that the MVS/ESA SP 5.2 Miscellaneous Event Exit Manager found unauthorized asynchronous activity in the address space.
4	DECIMAL	88	TIBASYNF	Indicates that the MVS/ESA SP 5.2 Miscellaneous Event Exit Manager or a routine that it invoked encountered an error while checking for asynchronous activity in the address space.
4	DECIMAL	204	TIB2ESF	ESTAE FAILURE - ISSUED BY IKJEFTS2
4	DECIMAL	208	TIB2SXF	STAX FAILURE - ISSUED BY IKJEFTS2
4	DECIMAL	212	TIB2PTF	PUTGET FAILURE - ISSUED BY IKJEFTS2
4	DECIMAL	216	TIB2SCF	SCAN FAILURE - ISSUED BY IKJEFTS2
4	DECIMAL	220	TIB2BLF	BLDL FAILURE - ISSUED BY IKJEFTS2
4	DECIMAL	224	TIB2TLF	TABLE LOOKUP SERVICE FAILURE - ISSUED BY IKJEFTS2
4	DECIMAL	228	TIB2ATF	ATTACH FAILURE - ISSUED BY IKJEFTS2
4	DECIMAL	232	TIB2REF	IRXENTRY FAILURE-ISSUED BY IKJEFTS2
4	DECIMAL	236	TIB2LDF	LOAD MACRO FAILURE - ISSUED BY IKJEFTS2
4	DECIMAL	240	TIB2LKF	LINK FAILURE - ISSUED BY IKJEFTS2
4	DECIMAL	244	TIB2TV1F	IRXTVARS TERMINATED DUE TO A FAILURE IN IKJCT441
4	DECIMAL	248	TIB2TV2F	IRXTVARS TERMINATED DUE TO A FAILURE IN DMSRVA
4	DECIMAL	252	TIB2TV3F	IRXTVARS TERMINATED DUE TO A FAILURE IN CLEARING THE KEY 1 POOL
4	DECIMAL	256	TIB2STF	STACK MACRO FAILURE - ISSUED BY IKJEFTS2
4	DECIMAL	260	TIBTIP	TMP TERMINATION IN PROGRESS
4	DECIMAL	264	TIB2RTR	ROUTER ERROR - ISSUED BY IKJEFTS2
4	DECIMAL	268	TIBOURDE	OUTSTANDING APPC REQUEUSTS EXISTS
4	DECIMAL	272	TIBAPPCE	APPC SERVICE ERROR
4	DECIMAL	276	TIBASYE1	Indicates that the MVS/ESA SP 5.2 Miscellaneous Event Exit Manager found unauthorized asynchronous activity in the address space.
4	DECIMAL	280	TIBASYF1	Indicates that the MVS/ESA SP 5.2 Miscellaneous Event Exit Manager or a routine that it invoked encountered an error while checking for asynchronous activity in the address space.
4	HEX	FFFFFFFF	TIBFILL	DEFAULT VALUE FOR THE FUNCTION RETURN CODE, REASON CODE AND FUNCTION ABEND CODE

Cross Reference

Name	Hex Offset	Hex Value	Level
TIB	0		1
TIBAUTHF	70	40	3
TIBBLDNP	5	80	3
TIBCAUTH	5	02	3
TIBCHAIN	8		2
TIBCKEY	6		2
TIBCMDBF	10		2
TIBCT02	74		2
TIBENVBA	6C		2
TIBEXDP	64		2
TIBEXT	3C		2
TIBFABNC	28		2
TIBFLAGS	5		2
TIBFLAG2	7		2
TIBFLAG3	70		2
TIBFRC	20		2
TIBLEV	4		2
TIBNOVAR	7	40	3
TIBNXCMD	34		2
TIBPLATF	70	80	3
TIBPRODS	7	80	3
TIBPROSP	60		2
TIBPSPP	C		2
TIBRAUTH	7	20	3
TIBRC	1C		2
TIBRECB	14		2
TIBRECBP	14	40	3
TIBRES06	5	01	3
TIBRIOL	2C		2
TIBRION	30		2
TIBRSNC	24		2
TIBRT02	18		2
TIBRWRK2	38		2
TIBSTMOD	5	04	3
TIBTCBP	5C		2
TIBTIB	0		2
TIBTRAPA	68		2
TIBTRAPB	7	08	3
TIBTVARS	7	10	3
TIBT02AE	5	20	3
TIBT08S1	5	10	3
TIBT08S2	5	08	3
TIBUPRDS	7	04	3
TIBVERIP	5	40	3

TMPPB

Common Name: TSO/E Platform Block
Macro ID: IKJTMPPB
DSECT Name: TMPPB
Owning Component: TSO/E Scheduler (28502)
Eye-Catcher ID: TMPPB
Offset: 0
Subpool and Key: Subpool 230 and Key 1
Size: 72 bytes
Created by: IKJEFTSC
Pointed to by: LWATMPPB field of LWA
Serialization: N/A
Function: Provide information for the processing of an authorized platform command or program.

Data Area Map

Offsets					
Dec	Hex	Type	Len	Name (Dim)	Description
0	(0)	STRUCTURE	72	TMPPB	
0	(0)	CHARACTER	8	TMPPB_ID	ID = 'TMPPB '
8	(8)	UNSIGNED	1	TMPPB_VERSION	Version => 1
9	(9)	CHARACTER	3	TMPPB_FLAGS	Flag Bytes
		1...		TMPPB_PLATFORM_IN_USE	0 => Platform not in use 1 => Platform in use
		.1..		TMPPB_PLATFORM_TERM	0 => Platform termination not in process 1 => Platform termination in process
9	(9)	BITSTRING	2	*	Reserved bits
12	(C)	SIGNED	4	TMPPB_LENGTH	Length
16	(10)	CHARACTER	4	TMPPB_TSCECB	IKJEFTSC Platform ECB
		1...		*	ECB WAIT BIT
		.1..		TMPPB_TSCECB_POST	IKJEFTSC Platform Post Bit
16	(10)	BITSTRING	3	*	ECB COMPLETION CODE
20	(14)	CHARACTER	4	TMPPB_TAIECB	IKJEFTAI Platform ECB
		1...		*	ECB WAIT BIT
		.1..		TMPPB_TAIECB_POST	IKJEFTAI Platform Post Bit
20	(14)	BITSTRING	3	*	ECB COMPLETION CODE
24	(18)	CHARACTER	16	TMPPB_ECBLIST	List of ECBs IKJEFT02 will WAIT on during the invocation of an Authorized Platform Command or Program
24	(18)	ADDRESS	4	TMPPB_CPECB_PTR	Address of End of CMD Platform task ECB
28	(1C)	ADDRESS	4	TMPPB_STAIECB_PTR	Address of ESTAI Platform ECB
32	(20)	ADDRESS	4	TMPPB_ATTNECB_PTR	Address of Attention Platform ECB
36	(24)	ADDRESS	4	TMPPB_T02ECB_PTR	Address of IKJEFT02 Platform ECB
40	(28)	ADDRESS	4	TMPPB_T02TCB_PTR	Address of IKJEFT02 Platform TCB
44	(2C)	ADDRESS	4	TMPPB_TAITCB_PTR	Address of IKJEFTAI Platform TCB
48	(30)	ADDRESS	4	TMPPB_TMPWRKA2_PTR	Address of TMPWRKA2
52	(34)	ADDRESS	4	TMPPB_CMDACT_PTR	Address of SYSEVENT PLIST for IKJEFT02
56	(38)	ADDRESS	4	TMPPB_TEPKEY	TMP Entry Key
60	(3C)	CHARACTER	12	*	Reserved For Future use

TMPPB

Offsets		Type	Len	Name (Dim)	Description
Dec	Hex				
Comments					
Mapping for IKJEFT02 Platform ECB					
End of Comments					

Offsets		Type	Len	Name (Dim)	Description
Dec	Hex				
0	(0)	STRUCTURE	4	T02_PLATFORM_ECB	IKJEFT02 Platform ECB Mapping
		1... ..		*	ECB WAIT BIT
		.1.. ..		T02_PLATFORM_POST	IKJEFT02 Platform Post Bit
0	(0)	BITSTRING	3	*	ECB COMPLETION CODE

Constants

Len	Type	Value	Name	Description
Comments				
Constant Declares for TMP Platform Block				
End of Comments				

8	CHARACTER	TMPPB	ACRONYM_TMPPB	TMP Platform Block Acronym
1	DECIMAL	1	VERSION_TMPPB	TMP Platform Block Version number

Cross Reference

Name	Hex Offset	Hex Value	Level	Name	Hex Offset	Hex Value	Level
TMPPB	0		1	T02_PLATFORM_POST	0	40	2
TMPPB_ATTNECB_PTR							
	20		3				
TMPPB_CMDACT_PTR	34		2				
TMPPB_CPECB_PTR	18		3				
TMPPB_ECBLIST	18		2				
TMPPB_FLAGS	9		2				
TMPPB_ID	0		2				
TMPPB_LENGTH	C		2				
TMPPB_PLATFORM_IN_USE							
	9	80	3				
TMPPB_PLATFORM_TERM							
	9	40	3				
TMPPB_STAIECB_PTR							
	1C		3				
TMPPB_TAIECB	14		2				
TMPPB_TAIECB_POST							
	14	40	3				
TMPPB_TAITCB_PTR	2C		2				
TMPPB_TEPKEY	38		2				
TMPPB_TMPWRKA2_PTR							
	30		2				
TMPPB_TSCECB	10		2				
TMPPB_TSCECB_POST							
	10	40	3				
TMPPB_T02ECB_PTR	24		3				
TMPPB_T02TCB_PTR	28		2				
TMPPB_VERSION	8		2				
T02_PLATFORM_ECB	0		1				

TMPWA

PROGRAMMING INTERFACE INFORMATION

TMPWA

End of PROGRAMMING INTERFACE INFORMATION

TMPWA

Common Name: TMP Work Area
Macro ID: IKJTMPWA
DSECT Name: IKJTMPWA
 ACRONYM: TMPWA
Owning Component: TSO/E Scheduler (28502)
Eye-Catcher ID: None
Storage Attributes: Subpool: 230
 Key: 0,1
 Residency: Above 16M line
Size: See listing
Created by: IKJEFT01, IKJEFTSC
Pointed to by: WRKAPTR1 - Program Problem State Work Area Ptr.
 WRKAPTR2 - Supervisor State Work Area Ptr.
Serialization: None
Function: Contains major internal work areas for the TMP. These include: > TMPWRKA1 - parameter lists and control information needed for normal operation of the TMP. > TMPWA2 - contains information needed by the TMPESTAE retry routine. > TMPWRKA2 - a protected work area that contains information needed by the TMP mainline to indicate what processing the mainline needs to perform.

Data Area Map

Offsets					
Dec	Hex	Type	Len	Name (Dim)	Description
0	(0)	STRUCTURE		TPL	
0	(0)	ADDRESS	4	TPLCBUF	PTR TO COMMAND BUFFER
4	(4)	ADDRESS	4	TPLUPT	PTR TO UPT
8	(8)	ADDRESS	4	TPLPSCB	PTR TO PSCB
12	(C)	ADDRESS	4	TPLECT	PTR TO ECT
16	(10)	ADDRESS	4	TPLTBUF	PTR TO TEST COMMAND BUFFER
20	(14)	ADDRESS	4	TPLCTCB	PTR TO ATTACHED CP TCB
24	(18)	ADDRESS	4	TPLSTAI	PTR TO TMP STAI EXIT ROUTINE
28	(1C)	ADDRESS	4	TPLSPLS	PTR TO STAI PARAMETER LIST
32	(20)	ADDRESS	4	TPLNECB	PTR TO ECB FOR ABENDING CP
36	(24)	ADDRESS	4	TPLNTCB	PTR TO TCB FOR ABENDING CP
40	(28)	ADDRESS	4	TPLMECB	PTR TO STOP/MODIFY ECB
		..1. 11..		TPLECBL	*** TMP WAIT ECB LIST
44	(2C)	ADDRESS	4	TPLCECB	PTR TO ATTACHED CP ECB
48	(30)	ADDRESS	4	TPLIECB	PTR TO TMP STAI ECB
52	(34)	ADDRESS	4	TPLAECB	PTR TO TMP ATTN ECB - HIGH ORDER BIT ON
56	(38)	ADDRESS	4	TPLTPLE	PTR TO THE TPL EXTENT
			TMPWRKA1	"TPL" WORK AREA BEGINS WITH TEST PARAMETER LIST

TMP COMMON VARIABLES AND WORK AREAS

60	(3C)	SIGNED	4	TMPNECB	ECB FOR STAI WAIT
64	(40)	SIGNED	4	TMPCECB	ECB FOR ATTACHED CP
68	(44)	SIGNED	4	TMPIECB	ECB FOR STAI POST
72	(48)	SIGNED	4	TMPAECB	ECB FOR ATTN POST

TMPWA

Offsets					
Dec	Hex	Type	Len	Name (Dim)	Description
76	(4C)	SIGNED	4	TMPCMDWT	PTR TO CMD FROM ATTN EXIT
80	(50)	SIGNED	4	TMPAWS	TMP INTERNAL SWITCHES
		1...		TMPTST	"X'80" TEST PROGRAM IN CONTROL
		.1..		TMPCMDW	"X'40" COMMAND WAITING
		..1.		TMPNFCMD	"X'20" FIRST COMMAND IS PROCESSED
		...1		TMPACTRL	"X'10" TMP ATTN EXIT IS IN CONTROL
	 1..		TMPSCTRL	"X'08" TMP STAI EXIT IS IN CONTROL
	1..		ABND806	"X'04" NO-MODULE FOUND BY FETCH
	1.		FRSTLAB	"X'02" 1ST LEVEL ATTACHEE ABENDED
	1		NONSCUR	"X'01" SECURITY AUTHORIZATION FAILS
		1...		ATCHNOW	"X'80" ABEND OCCURRED IN ATTACH
		.1..		LOADNOW	"X'40" ABEND OCCURRED IN LOAD
		..1.		LINKNOW	"X'20" ABEND OCCURRED IN LINK
		...1		FRSTEX	"X'10" FIRST EXPL/IMPLICIT EXEC TRY
	 1..		CALLNOW	"X'08" CALL FUNCTION ACTIVE
	1..		TMP1TIME	"X'04" ESTAI ENTERED(TEST)
	1.		T7TDONE	"X'02" TSEVENT ISSUED @ZA66275
	1		SKPATTN	"X'01" 1-BYPASS ATTN
		1...		TMP1TSFE	"X'80" ERROR OCCURRED IN CLIST WHILE IN TSF/CLIST MODE.
		.1.1 ..11		CALLSWS	"TMPAWS+3" TMP-CALL INTERNAL SWITCHES
		1...		PDLPRES	"X'80" PDL RETURNED BY PARSE
		.1..		DSOPEN	"X'40" DATA SET IS OPEN
		...1		BLANKB	"X'10" DATA SET NAME PROCESSED
	 1..		DORELS	"X'08" RELEASE PDL NOW
	1..		GMBRNOW	"X'04" GET MEMBER NAME
	1.		PCFDA	"X'02" PCF DIRECT ATTACH
EQU X'01' RESERVED FLAG @YA18897					
RESERVED AREAS					
84	(54)	ADDRESS	4	TMPT9ECB	ECB USED FOR COMMUNICATION BETWEEN IKJEFT09 AND IKJURPS
88	(58)	ADDRESS	4	TMPURPA	ANCHOR FOR URP REQUEST BLOCK CHAIN FOR IKJEFT09
92	(5C)	CHARACTER	8	RESCOMM	
100	(64)	CHARACTER	16	RESCOM2	
116	(74)	CHARACTER	16	RESCOM3	
132	(84)	CHARACTER	16	RESCOM4	
148	(94)	CHARACTER	4		RESERVED WAS FLOFLGS
152	(98)	SIGNED	4	CPPLPTR	PTR TO CP PARM LIST
156	(9C)	SIGNED	4	CSOAPTR	PTR TO CMD SCAN PARM LIST
160	(A0)	SIGNED	4	CSPLPTR	PTR TO CMD SCAN PARM LIST
164	(A4)	SIGNED	4	DAPLPTR	PTR TO DAIR PARM LIST
168	(A8)	SIGNED	4	GTPBPTR	PTR TO GETLINE PARM BLOCK
172	(AC)	SIGNED	4	IOPLPTR	PTR TO I/O RTNS PARM LIST
176	(B0)	SIGNED	4	PGBPTR	PTR TO PUTGET PARM BLOCK
180	(B4)	SIGNED	4	PPLPTR	PTR TO PARSE PARM LIST
184	(B8)	SIGNED	4	PTBPTR	PTR TO PUTLINE PARM BLOCK
188	(BC)	SIGNED	4	STPLPTR	PTR TO STACK PARM LIST
192	(C0)	SIGNED	4	ACEPTR	ADDR OF ACEE
196	(C4)	SIGNED	4	ASCANAP	ADDR OF ATTN SCAN ANSWER
200	(C8)	SIGNED	4	ASRPLPTR	ADDR OF ATTN SRPL
204	(CC)	SIGNED	4	ATTCHPTR	ADDR OF ATTACH PARM LIST
208	(D0)	SIGNED	4	CDCBPTR	PTR TO CALL DCB
212	(D4)	SIGNED	4	DCBPTR	PTR TO DCB
216	(D8)	SIGNED	4	DYNAPPTR	PTR TO DYNALLOC PARM LIST
220	(DC)	SIGNED	4	EBCDPTR	PTR TO TRANSLATE TABLE
224	(E0)	SIGNED	4	READYPTR	ADDR OF TMP MODE MESSAGE
228	(E4)	SIGNED	4	SCANAP	ADDR OF SCAN ANSWER AREA
232	(E8)	SIGNED	4	SRPLPTR	ADDR OF SRPL
236	(EC)	SIGNED	4		RESERVED
240	(F0)	SIGNED	4	STBPTR	ADDR OF STACK PARM LIST
RESERVE SPACE FOR PARAMETER LISTS, BLOCKS					
248	(F8)	DBL WORD	8	(0)	ALIGN TO DOUBLEWORD

Offsets		Type	Len	Name (Dim)	Description
Dec	Hex (F8)				
248	(F8)	CHARACTER	4	ABMSGSP	MESSAGE AREA
PUTLINE ACTIVE SEGMENT LIST LIST					
292	(124)	SIGNED	4	ACTSL (0)	NAME OF LIST
292	(124)	SIGNED	4	ACTSEG (28)	SEGMENTS
292	(124)			ACTSEGA	"ACTSEG" FIRST HWORD OF SEGMENT
292	(124)			ACTSEGB	"ACTSEG+2" SECOND HWORD OF SEGMENT
404	(194)	SIGNED	4	AMSGLIST (0)	ATTN MESSAGE LIST
404	(194)	SIGNED	4	ANUMSEG	NUMBER OF MESSAGE SEGMENTS
408	(198)	SIGNED	4	AMSGSEG (2)	ARRAY OF SEGMENT PTRS
416	(1A0)	SIGNED	4	ARCODE	ATTN RETURN CODE SAVE AREA
420	(1A4)	SIGNED	4	ASCANFLG	ATTN SCAN FLAGS
424	(1A8)	SIGNED	4	ASRPARM (5)	ATTN SR PARM AREA
444	(1BC)	SIGNED	4	ATTCHSP (18)	ATTACH PARM LIST SP
516	(204)	CHARACTER	68	BLDLLST (0)	BLDL ENTRY
516	(204)	CHARACTER	12	XTRCLST (0)	EXTRACT LIST
516	(204)	SIGNED	2	BLDLENT	NUM OF ENTRIES
518	(206)	SIGNED	2	BLDLELNG	LENGTH OF ENTRY
520	(208)	CHARACTER	8	BLDLNAME	NAME OF COMMAND
528	(210)	CHARACTER	56	BLDLTRZ	PAD TO FULL WORD
584	(248)	DBL WORD	8	(0)	ALIGN TO DWORD
584	(248)	CHARACTER	140	CDCBSP	CALL DCB SPACE
724	(2D4)	CHARACTER	12	CLOSESP	CLOSE PL SPACE
736	(2E0)	SIGNED	4	CPPLSP (4)	CPPL SPACE
752	(2F0)	SIGNED	4	CSOASP (2)	CSOA SPACE
760	(2F8)	SIGNED	4	CSOASP2 (2)	2ND CSOA SP (ATTN)
768	(300)	SIGNED	4	CSPLSP (6)	CSPL SPACE
792	(318)	SIGNED	4	CSPLSP2 (6)	2ND CSPL SP (ATTN)
816	(330)	SIGNED	4	CTLBKSP (0)	NAME OF BLOCK SPACE
816	(330)	SIGNED	4	CTLBLKL	LENGTH OF BLOCK SPACE
820	(334)	SIGNED	4	CTLBLKA	LOC OF BLOCK SPACE
824	(338)	SIGNED	4	CTLBLKN	SUBPOOL
828	(33C)	SIGNED	4	DAPBSP (21)	DAIR PARM BLK SPACE
912	(390)	SIGNED	4	DAPLSP (5)	DAIR PARM LIST SPACE
936	(3A8)	DBL WORD	8	(0)	ALIGN TO DOUBLEWORD
936	(3A8)	CHARACTER	140	DCBSP	DCB SPACE
1076	(434)	SIGNED	4	DYNASP (10)	DYNALLOC PL
1116	(45C)	BITSTRING	4	DYNATUB	BIT FORM OF THE PLATFORM TCB ADDRESS USED SO THAT THE ADDRESS, NORMALLY ON A WORD BOUNDARY, CAN BE COPIED INTO THE TEXT UNIT PARM THAT'S ON A HALFWORD BOUNDARY.
1120	(460)	SIGNED	4	ECTSP (14)	ECT SPACE
1176	(498)	CHARACTER	10	FMLCSP	FREEM PL SPACE
1188	(4A4)	SIGNED	4	GTPBSP (2)	GTPB SPACE
1196	(4AC)	SIGNED	4	MODESSP	MODESET PARM LIST SPACE
1200	(4B0)	SIGNED	4	NXTCMD (2)	COMMAND NAME FIELD
1208	(4B8)	SIGNED	4	OPENSF (3)	OPEN PL SPACE
1220	(4C4)	SIGNED	4	PGPBSP (4)	PGPB SPACE
1236	(4D4)	SIGNED	4	PPLSP (7)	PARSE PARM LIST SPACE
1264	(4F0)	SIGNED	4	PRSMSSP (3)	MESSAGE AREA
1276	(4FC)	SIGNED	4	PTPBSP (3)	PTPB SPACE
1288	(508)	SIGNED	4	RCODE	RETURN CODE SAVE AREA
1292	(50C)	SIGNED	4	R3SAVE	SAVE PDL PTR
1296	(510)	SIGNED	4	SAVAR (14)	SAVE REGISTER ENVIRONMENT
1352	(548)	SIGNED	4	SCANFLG	SCAN FLAGS
1356	(54C)	SIGNED	4	SNAPSP (10)	SNAP PL SPACE
1396	(574)	SIGNED	4	STPBSP (6)	STPB SPACE
1420	(58C)	SIGNED	4	STPLSP (4)	STACK PL SPACE
1436	(59C)	SIGNED	4	TMPZEROS	ALL ZEROS WORD - DUMMY CBUF
1440	(5A0)	SIGNED	4	MODEMSP (5)	DUMMY SPACE FOR MODE MESSAGE
1460	(5B4)	CHARACTER	20		RESERVED
WORK AREA FOR TMP-CALL FUNCTION					
1480	(5C8)	SIGNED	4	CALLWA (0)	

TMPWA

Offsets		Type	Len	Name (Dim)	Description
Dec	Hex				
PROBLEM PROGRAM WORK AREA FOR CALL FUNCTION					
1480	(5C8)	SIGNED	4	PPWORKAR (0)	
1480	(5C8)	SIGNED	4	PPLIST (0)	
1480	(5C8)	CHARACTER	1	SWBIT	
1481	(5C9)	CHARACTER	3		
1484	(5CC)	SIGNED	4	PARMFLD (0)	
1484	(5CC)	SIGNED	2	LENPARM	
1486	(5CE)	CHARACTER	100	PARMS	
CALL INTERNAL WORK AREA					
1588	(634)	SIGNED	4	WORK1 (0)	
1588	(634)	SIGNED	4	PARSPARM (0)	PARSE PARMS
1588	(634)	SIGNED	4	PDLADDR	PTR TO PARM DESCRIPTOR LIST
1592	(638)	SIGNED	4	PDLADDR2	
1596	(63C)	SIGNED	2	DSNBUFFR (0)	
1596	(63C)	SIGNED	2	DSNLENG	LENGTH OF DATA SET NAME
1598	(63E)	CHARACTER	44	DSNBUF	DSNAME
1642	(66A)	CHARACTER	2		ALIGNMENT
1644	(66C)	SIGNED	4	MSGNO	MESSAGE NUMBER
1648	(670)	SIGNED	4	DAPBOPTR	
MEMBER NAME SEGMENT FOR MESSAGE					
1652	(674)	SIGNED	4	MBRSEG (0)	NAME OF AREA
1652	(674)	SIGNED	2	MBSLEN	SEGMENT LENGTH
1654	(676)	SIGNED	2	MBSOFF	SEGMENT OFFSET
1656	(678)	CHARACTER	8	MBRSTXT	MEMBER NAME TEXT
MEMBER NAME SEGMENT FOR DAIR					
1664	(680)	SIGNED	4	MBRDSEG (0)	NAME OF AREA
1664	(680)	SIGNED	2	MBRDLEN	SEGMENT LENGTH
1666	(682)	CHARACTER	8	MBRDXT	NAME TEXT
DATA SET NAME SEGMENT FOR MESSAGE					
1676	(68C)	SIGNED	4	DSSEG (0)	NAME OF AREA
1676	(68C)	SIGNED	2	DSSGLEN	SEGMENT LENGTH
1678	(68E)	SIGNED	2	DSSGOFF	SEGMENT OFFSET
1680	(690)	CHARACTER	44	DSSGXT	DATA SET NAME TEXT
RETURN CODE RESERVE AREAS					
1724	(6BC)	SIGNED	4	BLDLRC	FOR BLDL RETURN CODE
1728	(6C0)	SIGNED	4	DAIRRC	FOR DAIR RETURN CODE
1732	(6C4)	SIGNED	4	PUTLRC	FOR PUTLINE RETURN CODE
1736	(6C8)	SIGNED	4	CRCODE	FOR GENERAL CALL RETURN CODE
TMP RESTRUCTURE WORK AREAS @ZA40795					
1740	(6CC)	ADDRESS	4	TMPCTCB	PTR TO ATTACH CP TCB @ZA40795
1744	(6D0)	SIGNED	4	TMPTECB	TEST RETURNED ECB @ZA40795
1748	(6D4)	SIGNED	4	TMPECB2	IKJEFTXX EOT ECB @ZA40795
1752	(6D8)	SIGNED	4	CPABECB	TEST RQST AFTER ABEND @ZA40795
1756	(6DC)	ADDRESS	4	ECBLPTR	PTR ECB WAIT LISTS @ZA40795
1760	(6E0)	SIGNED	4	TMPECB2 (0)	@ZA40795
1760	(6E0)	ADDRESS	4	TMPCECB2	PTR TO ATTACH CP ECB @ZA40795
1764	(6E4)	ADDRESS	4	TMPIECB2	PTR TO TMP STAI ECB @ZA40795
1768	(6E8)	ADDRESS	4	TMPAECB2	PTR TO TMP ATTN ECB @ZA40795
1772	(6EC)	SIGNED	4	(0)	@E2367S4
TMP PTF @E1213F3					
1772	(6EC)	ADDRESS	4	TMPECBAT	TMP ATTN ECB @E2367S4
1776	(6F0)	SIGNED	4	TMPSC ECB	IKJEFTSC ATTENTION ECB @ZA91237
		1... ..		TMPSWAIT	"X'80" TESTED BY IKJEFT03 AND IKJEFT05. @ZA91237
1780	(6F4)	SIGNED	4	TMP1ECB2	T02 ATTACH ECB @E1213F3
1784	(6F8)	SIGNED	4		RESERVED @ZTY0011
1788	(6FC)	SIGNED	4	TMPR15RC	R15 RC FROM CP @E121324
1792	(700)	SIGNED	4	TMP1RSNC	REASON CODE WHEN CP ABEND @E1213F3

Offsets					
Dec	Hex	Type	Len	Name (Dim)	Description
1796	(704)	SIGNED	4	TMP1ABNC	ABEND CODE WHEN CP ABEND @E1213F3
1800	(708)	CHARACTER	8	TMP1NAME	NAME OF TMPWRKA1 @E1213F3
1808	(710)	CHARACTER	4	TMP1LEV	LEVEL OF TMPWRKA1 @E1213F3
1812	(714)	SIGNED	4	TMPECB3 (0)	@E2367S4
1812	(714)	ADDRESS	4	TMPTECB3	PTR TO TEST COMPLETE EC @E2367S4
1816	(718)	ADDRESS	4	TMPCECB3	PTR TO ATTACH CP ECB @E2367S4
1820	(71C)	ADDRESS	4	TMPAECB3	PTR TO TMP ATTN ECB @E2367S4
1824	(720)	SIGNED	4	TMP1TQ2S (18)	Savearea for functions that IKJEFTQ2 invokes. @E25D2JC
1896	(768)	CHARACTER	40		RESERVE @PID0180
1936	(790)	DBL WORD	8	TMP1END (0)	ASSURE THAT THIS WORKAREA END IN A DOUBLE WORD BOUNDARY. ANY ADDITION TO WORKAREA SHOULD BE PUT BEFORE TMP1END @E1213F3

TMPWRKA2 -- TMP SUPERVISOR STATE DYNAMIC WORK AREA
THIS DYNAMIC WORK AREA IS GOTTEN FROM SUBPOOL 230 KEY 1,
BY IKJEFT01 DURING TMP INITIALIZATION. NORMALLY IT IS NOT
FREED UNTIL END OF THE TERMINAL SESSION. OTHERS WILL BE
GOTTEN BY IKJEFTSC WHEN A PARALLEL T02 IS INITIATED
AND FREED WHEN PARALLEL T02 FINISHED IT PROCESSING.
SEVERITY 2 STAE RETRY ALL OF CORE IS FREED AND THIS WORK
AREA MUST BE REINITIALIZED. THIS WORK AREA IS REFERENCED
BY ALL OF THE TMP MODULES.

Offsets					
Dec	Hex	Type	Len	Name (Dim)	Description
0	(0)	STRUCTURE		TMPWRKA2	
0	(0)	DBL WORD	8	TWRKA2A (0)	
0	(0)	SIGNED	4	WRKA1PTR	PTR TO PROB PROG WORK AREA
4	(4)	SIGNED	4	WRKA2PTR	PTR TO TMP PRIVATE WORK AREA
8	(8)	SIGNED	4	TMPWA2P	PTR TO STAE/STAI WORK AREA
12	(C)	SIGNED	4	SAVARPTR	PTR TO ORIGINAL SAVE AREA
16	(10)	SIGNED	4	TMPTIME	ADDR OF TIME ROUTINE
20	(14)	SIGNED	4	TMPT04	ADDR OF STAI EXIT ROUTINE
24	(18)	SIGNED	4	TMPT042	ADDR2 OF STAI EXIT ROUTINE
28	(1C)	SIGNED	4	TMPT05	ADDR OF STAE EXIT ROUTINE
32	(20)	SIGNED	4	TEPKEY	TMP ENTRY PSW PROTECT KEY
36	(24)	SIGNED	4	TCBPTR	PTR TO TCB
40	(28)	SIGNED	4	UPTPTR	PTR TO UPT
44	(2C)	SIGNED	4	ECTPTR	PTR TO ECT
48	(30)	SIGNED	4	PSCBPTR	PTR TO PSCB
52	(34)	SIGNED	4	ASCBPTR	PTR TO ASCB
56	(38)	SIGNED	4	ASXBPTR	PTR TO ASXB
60	(3C)	SIGNED	4	RLGBPTR	PTR TO RELOGON BUFFER
64	(40)	SIGNED	4	LWAPTR	PTR TO LOGON WORK AREA
68	(44)	SIGNED	4	JSCBPTR	PTR TO JSCB (IEZJSCB)
72	(48)	ADDRESS	4	CMDACTP	PTR SRM PARM LIST
76	(4C)	ADDRESS	4	TMPT043	PTR TO ESTAI MSG RTN

TMP MAINLINE FLOW CONTROL FLAGS

80	(50)	CHARACTER	4	FLOFLGS FLOFLGS1	"FLOFLGS"
EQU X'80'					
EQU X'40'					
		..1.		DOLIST	"X'20"
		...1		DOGETC	"X'10"
	 1...		DODONE	"X'08"
	1..		DOINVOK	"X'04"
	1.		DOSCAN	"X'02"
EQU X'01'					
		.1.1 ...1		FLOFLGS2	"FLOFLGS+1"
		1...			

TMPWA

Offsets		Type	Len	Name (Dim)	Description
Dec	Hex				
		.1..		DOPUTM	"X'80"
		..1.		DOFRECB	"X'40"
		...1		DOPSTRT	"X'20"
	 1...		DOACTV	"X'10"
	1..		DOCHKAT	"X'08"
	1.		DOWAIT	"X'04"
	1.		DOATTN	"X'02"
	1.		DOCHKCP	"X'02"
<hr/>					
EQU X'01'					
		.1.1 ..1.		FLOFLGS3	"FLOFLGS+2"
<hr/>					
EQU X'80'					
		.1..		DOIMPLX	"X'40"
		..1.		DOTEST	"X'20"
		...1		DOSETBF	"X'10"
	 1...		DOSETTB	"X'08"
		.1.1 ..11		FLOFLGS4	"FLOFLGS+3"
84	(54)	SIGNED	4	T0ASAVEP	ADDR OF SAVEAREA FOR RETRY TO IKJEFT0A
88	(58)	ADDRESS	4	LWAPTR1	PTR TO LWA FOR T02
92	(5C)	SIGNED	4		RESERVED
96	(60)	SIGNED	4		RESERVED
<hr/>					
TEMPORARY SAVE AREAS FOR CALL LINK REGISTERS					
SAVE AREAS FOR TMP-CALL					
100	(64)	SIGNED	4	SAVRA	
104	(68)	SIGNED	4	SAVRB	
108	(6C)	SIGNED	4	SAVRC	
112	(70)	SIGNED	4	SAVRM	
116	(74)	SIGNED	4	SVLNKE	
<hr/>					
SAVE AREAS FOR TMP MAINLINE LINK REGISTERS					
120	(78)	SIGNED	4	SAVLNKR5 (0)	NAME OF AREA
120	(78)	SIGNED	4	SAVLNKA	
124	(7C)	SIGNED	4	SAVLNKB	
128	(80)	SIGNED	4	SAVLNKC	
132	(84)	SIGNED	4	SAVLNKD	
136	(88)	SIGNED	4	SAVLNKE	
140	(8C)	SIGNED	4	SAVLNKF	
144	(90)	SIGNED	4	SAVLNKG	
148	(94)	SIGNED	4	SAVLNKH	
152	(98)	SIGNED	4	SAVLNKJ	
156	(9C)	SIGNED	4	SAVLNKK	
160	(A0)	SIGNED	4	SAVLNKL	
164	(A4)	SIGNED	4	SAVLNKM	
168	(A8)	SIGNED	4	TWRKA2B (0)	DEFINE SECOND AREA
<hr/>					
CONTROL FLAGS					
168	(A8)	SIGNED	4	MCTFLGS (0)	NAME OF AREA
168	(A8)	CHARACTER	1	MCFLGS1	
		1...		BKGMODE	"X'80" EXECUTING IN BACKGROUND MODE
		.1..		DRSAPP	"X'40" ON - ATTACH WITH APF
		..1.		TMP2TSLB	"X'20" 1=FOUND IN TSOLIB
		...1		TMP2NTSL	"X'10" 1=NOT ELIGIBLE FOR LOADING FROM A DATASET DEFINED BY THE TSOLIB COMMAND
169	(A9)	CHARACTER	3		RESERVED
<hr/>					
EQU X'80' Hi-order bit is now reserved @E25D2JC					
		.1..		TMP2TSFC	"X'40" 1=TMP IS EXECUTING IN TSF/CLIST MODE
		..1.		ATTEXC2	"X'20" 1=EXC2 ATTACHED FOR TSF/CLIST MODE PROCESSING
		...1		TMP2TSCA	"X'10" 1=IKJEFTSC ATTENTION EXIT (IKJATTN) RECEIVED CONTROL
	 1...		TMP2SVCI	"X'08" 1=TMP PARALLEL SIDE IS SVC INITIATED

Offsets		Type	Len	Name (Dim)	Description
Dec	Hex				
	1.		TMP2SYN1	"X'02" 1=SYNCHED TO IKJEFT03 FROM IKJEFT02 IN ROUTINE TTSKCHK
	1		TMP2SYN2	"X'01" 1=SYNCHED TO IKJEFT03 FROM IKJEFT02 IN ROUTINE TGETCDX
172	(AC)	SIGNED	4	MTPL (0)	NAME OF MODEL TPL
172	(AC)	SIGNED	4	MTPLCBUF	POINTER TO COMMAND BUFFER
176	(B0)	SIGNED	4	MTPLPS (0)	NAME OF POINTER AREA
176	(B0)	SIGNED	4	MTPLUPT	POINTER TO UPT
180	(B4)	SIGNED	4	MTPLPSCB	POINTER TO PSCB
184	(B8)	SIGNED	4	MTPLECT	POINTER TO ECT
188	(BC)	SIGNED	4	RTRYSA (0)	ENVIRONMENTAL AREA
188	(BC)	SIGNED	4	RTRY51	T02 BASE PTR 1
192	(C0)	SIGNED	4	RTRY52	T02 BASE PTR 2
196	(C4)	SIGNED	4	RTRY53	T02 DATAREG
200	(C8)	SIGNED	4	MDYNASP (10)	MODEL DYNALLOC PL @PID0180
240	(F0)	SIGNED	4	TWRKA2C (0)	DEFINE THIRD AREA @ZA40795
240	(F0)	CHARACTER	68	TMPBLDL (0)	BLDL REQUEST PL @ZA40795
240	(F0)	SIGNED	2	TMPBLDNR	BLDL NUMBER OF @ZA40795 ENTRIES IN LIST @ZA40795
242	(F2)	SIGNED	2	TMPBLDN	BLDL LENGTH OF PL @ZA40795
244	(F4)	CHARACTER	8	TMPBLDNM	BLDL PROGRAM NAME @ZA40795
252	(FC)	CHARACTER	56	TMPBLDAT	BLDL USER INFO RETURNED @ZA40795
308	(134)	BITSTRING	1	TMPFLAG1	LOCAL FLAGS 1 @ZA40795
		1...		TMPCP	"X'80" 1=CP ATTACH REQUESTED@ZA40795
		.1...		TMPCPCAL	"X'40" 1=CALL COMMAND ATTACH REQUESTED @ZA40795
		..1.		TMPCPTST	"X'20" 1=TEST COMMAND LINK REQUESTED @ZA40795
		...1		TMPCPABN	"X'10" 1=CURRENT CMD ABENDED@ZA40795
	 1..		TMPAPF	"X'08" 1=APF ATTACH ACTIVE @ZA40795
	1..		TMPDE	"X'04" 1=DE ATTACH ACTIVE @ZA40795
	1.		TMPTSTAU	"X'02" 1=TESTAUTH COMMAND @E21D216 ENTERED @E21D216
	1		TMPBIT07	"X'01" R E S E R V E D @ZA40795
309	(135)	BITSTRING	1	TMPFLAG2	LOCAL FLAGS 2 @ZA40795
		1...		TMPFORCE	"X'80" FORCE CMD DETACH @ZA40795
310	(136)	BITSTRING	1	TMPFLAG3	R E S E R V E D @ZA40795
311	(137)	BITSTRING	1	TMPFLAG4	R E S E R V E D @ZA40795
312	(138)	ADDRESS	4	TMPTST@	ADDR OF TEST CMD @ZA40795
316	(13C)	ADDRESS	4	TMPTSKLB	DCB ADDR FOR TASKLIB ON ATTACH @ZA40795
320	(140)	ADDRESS	4	TMPCALST	ADDR CALL COMMAND PARAMETER STRING @ZA40795
324	(144)	ADDRESS	4	TMPCPPL@	ADDRESS TPLCPPL OR @E121324 USER PARM LIST FOR @E121324 TSF SVC PGM REQUEST @E121324
328	(148)	ADDRESS	4	TMPABECB	ADDR ECB POSTED AFTER ABEND OR ATTENTION @ZA40795
332	(14C)	ADDRESS	4	TMPSTAI	PTR TO ESTAI RTN @ZA40795
336	(150)	ADDRESS	4	TMPSPLS	PTR TO ESTAI PARMS @ZA40795
340	(154)	SIGNED	4	TMPTSKRC	SUBTASK CPL CODE(R15)
344	(158)	BITSTRING	1		RESERVE
345	(159)	BITSTRING	1		RESERVE
346	(15A)	BITSTRING	1		RESERVE
347	(15B)	BITSTRING	1		RESERVE
348	(15C)	ADDRESS	4	TMP2ATNP	@ OF ATTN ROUTINE
352	(160)	SIGNED	4	TMP2PARM	INDICATE WHETHER PARAMETER IS GOOD OR BAD
356	(164)	ADDRESS	4	TMP2SA@	PTR TO KEY 1 SAVE AREA @E1213F3
360	(168)	ADDRESS	4	TMP2TIB@	TIB @ USED BY IKJEFT02 @E1213F3
364	(16C)	ADDRESS	4	TMP2ATIB	THE @ OF ACTIVE TIB @E1213F3
368	(170)	ADDRESS	4	TMP2MECB	@ OF TMP2MECB IN WRKA1 @E1213F3
372	(174)	ADDRESS	4	TMP2AECB	@ OF TMP1ECB2 IN WRKA1 @E1213F3
376	(178)	SIGNED	4	TMPW1LEN	LENGTH OF TMPWRKA1 @E1213F3
380	(17C)	SIGNED	4	TMPW2LEN	LENGTH OF TMPWA @E1213F3

TMPWA

Offsets					
Dec	Hex	Type	Len	Name (Dim)	Description
384	(180)	SIGNED	4	TMPBUFF@	BUFFER @ OBTAINED BY @E121324 IKJEFT02 @E121324
388	(184)	ADDRESS	4	TMP2PPTR	THE PTR TO ITS OWN PURGE PARM LIST @E1213F3
392	(188)	SIGNED	4	TMP2PLEN	LENGTH OF RESTORE PARM AND PURGE PARM LIST TO GET AND FREE @E1213F3
396	(18C)	CHARACTER	8	TMP2NAME	NAME OF TMPWRKA2 @E1213F3
404	(194)	CHARACTER	4	TMP2LEV	LEVEL OF TMPWRKA2 @E1213F3
408	(198)	CHARACTER	56	TMP2FFLG (0)	FLAGS USED FOR DEBUGGING AND RECOVERY PURPOSES @E1213F3
408	(198)	CHARACTER	4	TMP2DEBUG (0)	TRACE OF FUNCTIONS PERFORMED WHICH CAN BE USED FOR DEBUGGING @E1213F3
408	(198)	CHARACTER	1	TMP2TSFG	FLAGS USED TO INDICATE WHAT FUNCTION WAS PERFORMED BY IKJEFTSC
		1...		TMP2PUR	"X'80" PURGE IS DONE
		.1..		TMP2STAT	"X'40" STATUS STOP DONE
		...1		TMP2WAIT	"X'10" WAIT IS DONE
	 1..		TMP2POST	"X'08" POST IS DONE
	1..		TMP2W1ST	"X'04" BUILD TMPWRKA1
	1.		TMP2WA2S	"X'02" BUILD TMPWA2
	1		TMP2W2ST	"X'01" BUILD TMPWRKA2
409	(199)	CHARACTER	1	T2FLGT08	FLAG FOR IKJEFT08
		1...		TMP2NPAR	"X'80" NO PARALLEL TMP
410	(19A)	CHARACTER	1	TMP2VFPR	TSF PARAMETER VERIFICATION ROUTINE FOOTPRINT (IKJEFTPV)
		1...		TMP2READ	"X'80" READING PARAMETERS
		.1..		TMP2WRIT	"X'40" WRITING PARAMETERS
		.1.		TMP2MAIN	"X'20" MAINLINE
		...1		TMP2PAGE	"X'10" READING FUNCTION BUFF
	 1..		TMP2PGM	"X'08" READING PGM PARMS
	1..		TMP2CODE	"X'04" SETTING RETURN CODES
	1.		TMP2TPVR	"X'02" RESERVED
	1		TMP2DONE	"X'01" IKJEFTPV DONE
411	(19B)	CHARACTER	1	TMPFLG1	USED BY T02
		1...		TMPARALL	"X'80" PARALLEL TMP ENVIRONMENT
		.1..		TMPAPFCK	"X'40" TSRCHAPF HAS BEEN CALLED
		.1.		TMPLOAD	"X'20" LOAD WAS ISSUED
		...1		DIDCALL	"X'10" CALL HAS BEEN PERFORMED BY THE PARALLEL TMP
	 1..		R1PGMLST	"X'08" PGM THRU SVC, R1 SET TO PARAMETER LIST FOR PROGRAM
	1..		TMPDETCH	"X'04" IKJEFTP2 IS DETACHING
	1.		TMPRESV7	"X'02" RESERVED
	1		TMPRESV8	"X'01" RESERVED
412	(19C)	CHARACTER	52	TMP2RCOV (0)	FLAGS USED BY RECOVERY
412	(19C)	CHARACTER	2	TMP2MCTL	MODULE IN CONTROL FLAGS, SET BY ALL TMP MODULES THAT ARE IN CONTROL
412	(19C)	BITSTRING		TMP2MT01	"X'8000" IKJEFT01 IN CONTROL
412	(19C)	BITSTRING		TMP2MTSC	"X'4000" IKJEFTSC IN CONTROL
412	(19C)	BITSTRING		TMP2MT02	"X'2000" IKJEFT02 IN CONTROL
412	(19C)	BITSTRING		TMP2MTPV	"X'1000" IKJEFTPV IN CONTROL
412	(19C)	BITSTRING		TMP2MT08	"X'0800" IKJEFT08 IN CONTROL
412	(19C)	BITSTRING		TMP2MCAF	"X'0400" IKJCAF IN CONTROL
414	(19E)	CHARACTER	8	TMP2FCTL (0)	MODULAR FUNCTION IN CONTROL, SET BY ALL TMP MODULES THAT ARE IN CONTROL
414	(19E)	CHARACTER	1	TMP2FT01	IKJEFT01 FUNCTION IN CONTROL @E1213F3
		1...		TMP2FI01	"X'80" IKJEFT01 INITIALIZATION@E1213F3
		.1..		TMP2FTM1	"X'40" IKJEFT01 TERMINATION @E1213F3
415	(19F)	CHARACTER	1	TMP2FTSC	IKJEFTSC FUNCTION IN CONTROL @E1213F3
		1...		TMP2FISC	"X'80" IKJEFTSC INITIALIZATION@E1213F3
		.1..		TMP2FBSC	"X'40" IKJEFTSC IN CONTROL AFTER WAIT OF TIBRECB AND BEFORE TERMINATION CODE @E1213F3
		..1.		TMP2FTMC	"X'20" IKJEFTSC TERMINATION @E1213F3
416	(1A0)	CHARACTER	1	TMP2FT02	IKJEFT02 FUNCTION IN CONTROL @E1213F3

Offsets					
Dec	Hex	Type	Len	Name (Dim)	Description
417	(1A1)	CHARACTER 1... ..	1	TMP2FTPV TMP2FSUV	IKJEFTPV FUNCTION IN CONTROL @E1213F3 "X'80" IKJEFTPV SYSTEM/USER FUNCTION, ON IF USER AND OFF IF SYSTEM @E1213F3
418	(1A2)	CHARACTER	1	TMP2FT08	IKJEFT08 FUNCTION IN CONTROL @E1213F3
419	(1A3)	CHARACTER	3	RESERVE5	RESERVED @E1213F3
422	(1A6)	CHARACTER	2	TMP2FLRC	SET BY IKJEFT05 (RECOVERY) TO INDICATE THE RETRY TARGET CODE (FIRST LEVEL) @E1213F3
422	(1A6)	BITSTRING		TMP2FLI1	"X'8000" IKJEFT01 INITIALIZATION @E1213F3
422	(1A6)	BITSTRING		TMP2FLIC	"X'4000" IKJEFTSC INITIALIZATION @E1213F3
422	(1A6)	BITSTRING		TMP2FLBC	"X'2000" IKJEFTSC AFTER WAIT FOR PARALLEL SIDE FOR CLEANUP @E1213F3
422	(1A6)	BITSTRING		TMP2FL02	"X'1000" IKJEFT02 @E1213F3
422	(1A6)	BITSTRING		TMP2FLTV	"X'0800" IKJEFTPV TERMINATION @E1213F3
422	(1A6)	BITSTRING		TMP2TSFR	"X'0400" PARALLEL IKJEFT02 @E2367S4
424	(1A8)	CHARACTER	2	TMP2SLRC	SET BY IKJEFT05 (RECOVERY) TO INDICATE CAUSES FOR A PREVIOUS RETRY TO IKJEFT01 (SECOND LEVEL) @E1213F3
424	(1A8)	BITSTRING		TMP2SL01	"X'8000" IKJEFT01 @E1213F3
424	(1A8)	BITSTRING		TMP2SLIC	"X'4000" IKJEFTSC INITIALIZATION@E1213F3
424	(1A8)	BITSTRING		TMP2SLBC	"X'2000" IKJEFTSC AFTER FIRST ATTACH OF IKJEFT02 @E1213F3
424	(1A8)	BITSTRING		TMP2SL02	"X'1000" IKJEFT02 @E1213F3
424	(1A8)	BITSTRING		TMP2SL08	"X'0800" IKJEFT08 @E1213F3
424	(1A8)	BITSTRING		TMP2SLPV	"X'0400" IKJEFTPV @E1213F3
426	(1AA)	CHARACTER	2	TMP2FAIL	SET ON BY IKJEFT05 (RECOVERY) TO INDICATE FAILURE IN A SPECIFIC TMP MODULE. TMP MODULES USE FLAG TO RESET RECURSION FLAGS. @E1213F3
426	(1AA)	BITSTRING		TMP2DMPF	"X'8000" SET BE IKJEFT05 TO INDICATE THAT A SETRP DUMP IS TO BE TAKEN @E2267H1
426	(1AA)	BITSTRING		TMP2TSCF	"X'4000" IKJEFTSC FAILED @E1213F3
426	(1AA)	BITSTRING		TMP2T02F	"X'2000" IKJEFT02 FAILED @E1213F3
426	(1AA)	BITSTRING		T2T8T9F	"X'1000" T08 T09 ATTACH FAIL @ZTS0162
428	(1AC)	CHARACTER	20	TMP2RTRY (0)	SET BY IKJEFT01 AND IKJEFT02 TO INDICATING ADDRESSES OF RETRY CODE. IKJEFT05 WILL USE THESE ADDRESSES IN ORDER TO RETRY @E1213F3
428	(1AC)	ADDRESS	4	TMP2RBSC	BEGINNING OF IKJEFTSC, SET BY IKJEFT01 @E1213F3
432	(1B0)	ADDRESS	4	TMP2RWSC	AFTER WAIT BEFORE TERMINATION CODE IN IKJEFTSC, SET BY IKJEFT01 @E1213F3
436	(1B4)	ADDRESS	4	TMP2RW02	AFTER WAIT ON TIBRECB: SET BY IKJEFT02 @E1213F3
440	(1B8)	ADDRESS	4	TMP2RT02	TERMINATION CODE IN IKJEFT02 IN ORDER TO RETURN TO IKJEFT01 FOR A RETRY, SET BY IKJEFT02 @E1213F3
444	(1BC)	ADDRESS	4	TMP2RTPV	TERMINATION CODE IN IKJEFTPV IN ORDER TO RETURN TO IKJEFTSC, SET BY IKJEFT02 @E1213F3
448	(1C0)	CHARACTER	16	TMP2MRG1 (0)	FIRST GROUP OF POINTERS TO MODULE SAVEAREAS - SEE TMP2MRG2 FOR THE REMAINING POINTERS EACH TMP MODULE STORE ADDRESS TO ITS REGISTERS SO IKJEFT05 CAN ESTABLISH ADDRESSABILITY DURING A RETRY @ZA85291
448	(1C0)	ADDRESS	4	TMP2RG01	ADDRESS IKJEFT01'S REGISTERS @E1213F3
452	(1C4)	ADDRESS	4	TMP2RGSC	ADDRESS IKJEFTSC'S REGISTERS @E1213F3
456	(1C8)	ADDRESS	4	TMP2RG02	ADDRESS IKJEFT02'S REGISTERS @E1213F3
460	(1CC)	ADDRESS	4	TMP2RGPV	ADDRESS IKJEFTPV'S REGISTERS @E1213F3
464	(1D0)	ADDRESS	4	TMP2RET@	TO INDICATE RETRY ADDRESS ON SETRP MACRO ISSUED IN IKJEFT05@E1213F3
468	(1D4)	ADDRESS	4	TMP2SR14	USED BY RECOVERY ROUTINE TO SAVE RETURN POINT WHEN IT DOES A CALL TO A SUBROUTINE. @E1213F3
472	(1D8)	CHARACTER	1	TMP2TSC2	FLAG NEEDED BY TSC @E1213F3

TMPWA

Offsets		Type	Len	Name (Dim)	Description
Dec	Hex				
		1...		TMP2CLR	"X'80" FLAGS NEEDED USED BY TSC TO INDICATE WHAT IS DONE TO INITIATE PARALLEL SIDE @E1213F3
		.1..		TMP2REC	"X'40" INDICATE RETRY TO IKJEFT01 @E1213F3
		..1.		TMP2SRCT	"X'20" INDICATE TIB IS TO BE UPDATED BY RECOVERY @ZTY0256
		...1		TMP2INIT	"X'10" INDICATE T01 GOT CONTROL FROM RECOVERY @ZTY0336
	 1...		TMP2RINT	"X'08" RESTART REXX @PEI0701
473	(1D9)	CHARACTER	3		RESERVE @E1213F3
476	(1DC)	ADDRESS	4	TMP2TAIE	PTR TO TAIE USED BY IKJEFT02 @ZTS0254
480	(1E0)	ADDRESS	4	TMP2TSP	PTR TO IKJTSP MAPPING MACRO @E2267H1
484	(1E4)	ADDRESS	4	TMP2TP2W	PTR TO SHARED DYNAMIC AREA BETWEEN IKJEFT02 AND IKJEFTP2 @E2267H1
488	(1E8)	ADDRESS	4	TMP2CAFP	PTR TO IKJCAFPL PARAMETER LIST @E2367S4
492	(1EC)	CHARACTER	4	TMP2MRG2 (0)	SECOND GROUP OF POINTERS TO MODULE SAVEAREAS EACH TMP MODULE STORES THE ADDRESS OF ITS REGISTERS SO IKJEFT05 CAN ESTABLISH ADDRESSABILITY DURING A RETRY @ZA85291
492	(1EC)	ADDRESS	4	TMP2RGP2	ADDRESS IKJEFTP2'S REGISTERS @ZA85291
496	(1F0)	CHARACTER	72	TMP2TPSA	IKJEFTP2'S PROTECTED SAVEAREA PASSED BY IKJEFT02 @ZA96882
568	(238)	CHARACTER	72	TMP2TPS2	IKJEFTP2'S PROTECTED SAVEAREA USED BY TP2 TO CALL ITS OWN PROCEDURES. @ZA96882
640	(280)	DBL WORD	8	T3PARMS (0)	PARAMETER LIST PASSED TO ATTENTION ROUTINE IKJEFT03.
640	(280)	ADDRESS	4	T3TAIE@	ADDRESS OF THE TAIE
644	(284)	ADDRESS	4		NOT USED
648	(288)	ADDRESS	4	T3WKPTR2	ADDRESS OF TMPWRKA2
652	(28C)	SIGNED	4	STAXPPTR	ADDRESS OF STAX PARM LIST
656	(290)	CHARACTER	16	SYNCHSP	SYNCH PARM LIST
672	(2A0)	CHARACTER	72	TMP2TPS3	IKJEFTP2'S ADDITIONAL PROTECTED SAVEAREAS USED BY TP2 TO CALL ITS OWN PROCEDURES
744	(2E8)	CHARACTER	72	TMP2T08S	IKJEFT08'S PROTECTED SAVEAREA USED BY T02 TO FOR LINK
816	(330)	SIGNED	4	SAVLNKN	FOR IKJEFT08
THE FOLLOWING ARE FOR IKJEFTP2 LINKS TO IRXESTK1					
820	(334)	ADDRESS	4	TMP2FUN@	ADDRESS OF IRXESTK1 FUNCTION
824	(338)	ADDRESS	4	TMP2DAT@	ADDRESS OF POINTER TO IRXESTK1 DATA
828	(33C)	ADDRESS	4	TMP2DAL@	ADDRESS OF IRXESTK1 DATA LENGTH
832	(340)	SIGNED	4	TMP2FUNC	IRXESTK1 FUNCTION
836	(344)	ADDRESS	4	TMP2DATA	IRXESTK1 DATA STACK ELEMENT ADDRESS
840	(348)	SIGNED	4	TMP2DATL	IRXESTK1 DATA STACK ELEMENT LENGTH
THE FOLLOWING ARE FOR IKJEFT08 LINKS TO IRXESTK1					
844	(34C)	ADDRESS	4	TMP2FU@2	ADDRESS OF IRXESTK1 FUNCTION
848	(350)	ADDRESS	4	TMP2DA2@	ADDRESS OF POINTER TO IRXESTK1 DATA
852	(354)	ADDRESS	4	TMP2DL2@	ADDRESS OF IRXESTK1 DATA LENGTH
856	(358)	SIGNED	4	TMP2FUN2	IRXESTK1 FUNCTION
860	(35C)	ADDRESS	4	TMP2DAT2	IRXESTK1 DATA STACK ELEMENT ADDRESS
864	(360)	SIGNED	4	TMP2DAL2	IRXESTK1 DATA STACK ELEMENT LENGTH
868	(364)	SIGNED	4	TMP2PRO1	FUNCTION TO BE PASSED TO IRXESTK1
872	(368)	SIGNED	4	TMP2PRO2	FUNCTION TO BE PASSED TO IRXTVARS
876	(36C)	ADDRESS	4	TMP2EXDP	ADDRESS OF EXECDATA TO BE PASSED TO IRXTVARS
880	(370)	SIGNED	4	SAVLNKO	FOR IKJEFT08
884	(374)	SIGNED	4	TMP2RSVD	RESERVED
888	(378)	CHARACTER	24	TMP2EDST (0)	Storage for IKJEFT08 subrtns TIBENQ and TIBDEQ and IKJEFTP2 subrtns TSFENQ and TSFDEQ
888	(378)	CHARACTER	8	TMP2ENQR (0)	RNAME FOR ENQUE ON TMP3TIBQ
888	(378)	CHARACTER	4	TMP2TCBA	CONTAINS LITERAL CHARACTER STRING 'TCBA'
892	(37C)	SIGNED	4	TMP2T02A	ADDRESS OF ACTIVE IKJEFT02 TCB

Offsets					
Dec	Hex	Type	Len	Name (Dim)	Description
896	(380)	CHARACTER	16	TMP2ENDQ	Area for ENQ/DEQ
912	(390)	ADDRESS	4	TMP2RGQ2	Address of the IKJEFTQ2 storage.
916	(394)	ADDRESS	4	TMP2DYDC	DY DCB address
920	(398)	SIGNED	4	TMP2T01E	T01 entry indicator
924	(39C)	SIGNED	4	TMP2T5R0	Reg 0 save area for T05
928	(3A0)	SIGNED	4	TMP2T5R1	Reg 1 save area for T05
932	(3A4)	SIGNED	4	TMP2T5RF	Reg 15 save area for T05
936	(3A8)	SIGNED	4	TMP2T5WL	len of key1 T05 dyn area
940	(3AC)	SIGNED	4	TMP2T5W1	addr of key1 T05 dyn area
944	(3B0)	CHARACTER	8		RESERVE
952	(3B8)	DBL WORD	8	TMP2END (0)	ASSURE THAT THIS WORKAREA END IN A DOUBLE WORD BOUNDARY. ANY ADDITION TO WORKAREA SHOULD BE PUT BEFORE TMP2END @E1213F3
	1		TMP2ET01	"X'00000001" Indicates that the IKJEFT01 entry point is being processed.
	1.		TMP2ET1A	"X'00000002" Indicates that the IKJEFT1A entry point is being processed.
	11		TMP2ET1B	"X'00000003" Indicates that the IKJEFT1B entry point is being processed.
	 1.1.		TMP2ET1I	"X'0000000A" Indicates that the PWS exits are enabled

WHEN SETTING A MODULE IN CONTROL FLAG,EACH MODULE WILL HAVE A SPECIFIC BIT VALUE. WHEN SETTING ONE OF THESE FLAGS, ALL OTHER MODULE FLAGS WILL BE TURNED OFF @E1213F3
 IKJEFT01'S BIT VALUE @E1213F3

952	(3B8)	BITSTRING		TMP2VT01	"X'8000" IKJEFTSC'S BIT VALUE @E1213F3
952	(3B8)	BITSTRING		TMP2VTSC	"X'4000" IKJEFT02'S BIT VALUE @E1213F3
952	(3B8)	BITSTRING		TMP2VT02	"X'2000" IKJEFTPV'S BIT VALUE @E1213F3
952	(3B8)	BITSTRING		TMP2VTPV	"X'1000" IKJEFT08'S BIT VALUE @E1213F3
952	(3B8)	BITSTRING		TMP2VT08	"X'0800"

Cross Reference

Name	Hex Offset	Hex Value	Level	Name	Hex Offset	Hex Value	Level
ABMSGSP	F8		2	BLDLTTRZ	210		2
ABND806	50	4	2	CALLNOW	50	8	2
ACEEPTR	C0		2	CALLSWS	50	53	2
ACTSEG	124		2	CALLWA	5C8		2
ACTSEGA	124	124	2	CDCBPTR	D0		2
ACTSEGB	124	126	2	CDCBSP	248		2
ACTSL	124		2	CLOSESP	2D4		2
AMSGLIST	194		2	CMDACTP	48		2
AMSGSEG	198		2	CPABECB	6D8		2
ANUMSEG	194		2	CPPLPTR	98		2
ARCODE	1A0		2	CPPLSP	2E0		2
ASCANAP	C4		2	CRCODE	6C8		2
ASCANFLG	1A4		2	CSOAPTR	9C		2
ASCBPTR	34		2	CSOASP	2F0		2
ASRPARM	1A8		2	CSOASP2	2F8		2
ASRPLPTR	C8		2	CSPLPTR	A0		2
ASXBPTR	38		2	CSPLSP	300		2
ATCHNOW	50	80	2	CSPLSP2	318		2
ATTCHPTR	CC		2	CTLBKSP	330		2
ATTCHSP	1BC		2	CTLBLKA	334		2
ATTEXC2	A9	20	2	CTLBLKL	330		2
BKGMODE	A8	80	2	CTLBLKN	338		2
BLANKB	50	10	2	DAIRRC	6C0		2
BLDLELNG	206		2	DAPBSP	33C		2
BLDLENT	204		2	DAPB0PTR	670		2
BLDLLST	204		2	DAPLPTR	A4		2
BLDLNAME	208		2	DAPLSP	390		2
BLDLRC	6BC		2	DCBPTR	D4		2

TMPWA

Name	Hex Offset	Hex Value	Level	Name	Hex Offset	Hex Value	Level
DCBSP	3A8		2	MODESSP	4AC		2
DIDCALL	19B	10	2	MSGNO	66C		2
DOACTV	50	10	2	MTPL	AC		2
DOATTN	50	2	2	MTPLCBUF	AC		2
DOCHKAT	50	8	2	MTPLECT	B8		2
DOCHKCP	50	2	2	MTPLPS	B0		2
DODONE	50	8	2	MTPLPSCB	B4		2
DOFRECB	50	40	2	MTPLUPT	B0		2
DOGETC	50	10	2	NONSCUR	50	1	2
DOIMPLX	50	40	2	NXTCMD	4B0		2
DOINVOK	50	4	2	OPENSP	4B8		2
DOLIST	50	20	2	PARMFLD	5CC		2
DOPSTRT	50	20	2	PARMS	5CE		2
DOPUTM	50	80	2	PARSPARM	634		2
DORELS	50	8	2	PCFDA	50	2	2
DOSCAN	50	2	2	PDLADDR	634		2
DOSETBF	50	10	2	PDLADDR2	638		2
DOSETTB	50	8	2	PDLPRES	50	80	2
DOTEST	50	20	2	PGPBPTR	B0		2
DOWAIT	50	4	2	PGPBSP	4C4		2
DRSAPF	A8	40	2	PPLIST	5C8		2
DSNBUF	63E		2	PPLPTR	B4		2
DSNBUFFR	63C		2	PPLSP	4D4		2
DSNLENG	63C		2	PPWORKAR	5C8		2
DSOPEN	50	40	2	PRSMSSP	4F0		2
DSSEG	68C		2	PSCBPTR	30		2
DSSGLEN	68C		2	PTPBPTR	B8		2
DSSGOFF	68E		2	PTPBSP	4FC		2
DSSGTX	690		2	PUTLRC	6C4		2
DYNAPPTR	D8		2	RCODE	508		2
DYNASP	434		2	READYPTR	E0		2
DYNATUB	45C		2	RESCOMM	5C		2
EBCDPTR	DC		2	RESCOM2	64		2
ECBLPTR	6DC		2	RESCOM3	74		2
ECTPTR	2C		2	RESCOM4	84		2
ECTSP	460		2	RESERVE5	1A3		2
FLOFLGS	50		2	RLGBPTR	3C		2
FLOFLGS1	50	50	2	RTRYSA	BC		2
FLOFLGS2	50	51	2	RTRY51	BC		2
FLOFLGS3	50	52	2	RTRY52	C0		2
FLOFLGS4	50	53	2	RTRY53	C4		2
FMLCSP	498		2	R1PGMLST	19B	8	2
FRSTEX	50	10	2	R3SAVE	50C		2
FRSTLAB	50	2	2	SAVAR	510		2
GMBRNOW	50	4	2	SAVARPTR	C		2
GTPBPTR	A8		2	SAVLNKA	78		2
GTPBSP	4A4		2	SAVLNKB	7C		2
IOPLPTR	AC		2	SAVLNKC	80		2
JSCBPTR	44		2	SAVLNKD	84		2
LENPARM	5CC		2	SAVLNKE	88		2
LINKNOW	50	20	2	SAVLNKF	8C		2
LOADNOW	50	40	2	SAVLNKG	90		2
LWAPTR	40		2	SAVLNKH	94		2
LWAPTR1	58		2	SAVLNKJ	98		2
MBRDLEN	680		2	SAVLNKK	9C		2
MBRDSEG	680		2	SAVLNKL	A0		2
MBRDTXT	682		2	SAVLNKM	A4		2
MBRSEG	674		2	SAVLNKN	330		2
MBRSLLEN	674		2	SAVLNKO	370		2
MBRSOFF	676		2	SAVLNKRS	78		2
MBRSTXT	678		2	SAVRA	64		2
MCFLGS1	A8		2	SAVRB	68		2
MCTLFLGS	A8		2	SAVRC	6C		2
MDYNASP	C8		2	SAVRM	70		2
MODEMSP	5A0		2	SCANAP	E4		2

Name	Hex Offset	Hex Value	Level	Name	Hex Offset	Hex Value	Level
SCANFLG	548		2	TMPWAIT	6F0	80	2
SKPATTN	50	1	2	TMPAWS	50		2
SNAPSP	54C		2	TMPTECB	6D0		2
SRPLPTR	E8		2	TMPTECB3	714		2
STAXPPTR	28C		2	TMPTTEST	50	80	2
STPBPTR	F0		2	TMPTTEST@	138		2
STPBSP	574		2	TMPTIME	10		2
STPLPTR	BC		2	TMPTSKLB	13C		2
STPLSP	58C		2	TMPTSKRC	154		2
SVLNKE	74		2	TMPTSTAU	134	2	2
SWBIT	5C8		2	TMPT04	14		2
SYNCHSP	290		2	TMPT042	18		2
TCBPTR	24		2	TMPT043	4C		2
TEPKEY	20		2	TMPT05	1C		2
TMPABECB	148		2	TMPT9ECB	54		2
TMPACTRL	50	10	2	TMPURPA	58		2
TMPAECB	48		2	TMPWA2P	8		2
TMPAECB2	6E8		2	TMPWRKA1	38	0	2
TMPAECB3	71C		2	TMPW1LEN	178		2
TMPAPF	134	8	2	TMPW2LEN	17C		2
TMPAPFCK	19B	40	2	TMPZEROS	59C		2
TMPARALL	19B	80	2	TMP1ABNC	704		2
TMPBIT07	134	1	2	TMP1ECB2	6F4		2
TMPBLDAT	FC		2	TMP1END	790		2
TMPBLDL	F0		2	TMP1LEV	710		2
TMPBLDN	F2		2	TMP1NAME	708		2
TMPBLDNM	F4		2	TMP1RSNC	700		2
TMPBLDNR	F0		2	TMP1TIME	50	4	2
TMPBUFF@	180		2	TMP1TQ2S	720		2
TMPCALST	140		2	TMP1TSFE	50	80	2
TMPCECB	40		2	TMP2AECB	174		2
TMPCECB2	6E0		2	TMP2ATIB	16C		2
TMPCECB3	718		2	TMP2ATNP	15C		2
TMPCMDW	50	40	2	TMP2CAFP	1E8		2
TMPCMDWT	4C		2	TMP2CLR	1D8	80	2
TMPCP	134	80	2	TMP2CODE	19A	4	2
TMPCPABN	134	10	2	TMP2DAL@	33C		2
TMPCPCAL	134	40	2	TMP2DAL2	360		2
TMPCPPL@	144		2	TMP2DAT@	338		2
TMPCPTST	134	20	2	TMP2DATA	344		2
TMPCTCB	6CC		2	TMP2DATL	348		2
TMPDE	134	4	2	TMP2DAT2	35C		2
TMPDETCB	19B	4	2	TMP2DA2@	350		2
TMPECBAT	6EC		2	TMP2DEBUG	198		2
TMPECBL2	6E0		2	TMP2DL2@	354		2
TMPECBL3	714		2	TMP2DMPF	1AA	8000	2
TMPECB2	6D4		2	TMP2DONE	19A	1	2
TMPFLAG1	134		2	TMP2DYDC	394		2
TMPFLAG2	135		2	TMP2EDST	378		2
TMPFLAG3	136		2	TMP2END	3B8		2
TMPFLAG4	137		2	TMP2ENDQ	380		2
TMPFLG1	19B		2	TMP2ENQR	378		2
TMPFORCE	135	80	2	TMP2ET01	3B8	1	2
TMPIECB	44		2	TMP2ET1A	3B8	2	2
TMPIECB2	6E4		2	TMP2ET1B	3B8	3	2
TMPLOAD	19B	20	2	TMP2ET1I	3B8	A	2
TMPNECB	3C		2	TMP2EXDP	36C		2
TMPNFCMD	50	20	2	TMP2FAIL	1AA		2
TMPRESV7	19B	2	2	TMP2FBSC	19F	40	2
TMPRESV8	19B	1	2	TMP2FCTL	19E		2
TMPR15RC	6FC		2	TMP2FFLG	198		2
TMPSC ECB	6F0		2	TMP2FISC	19F	80	2
TMPSCTRL	50	8	2	TMP2FI01	19E	80	2
TMPSPLS	150		2	TMP2FLBC	1A6	2000	2
TMPSTAI	14C		2	TMP2FLIC	1A6	4000	2

TMPWA

Name	Hex Offset	Hex Value	Level	Name	Hex Offset	Hex Value	Level
TMP2FLI1	1A6	8000	2	TMP2SL02	1A8	1000	2
TMP2FLRC	1A6		2	TMP2SL08	1A8	800	2
TMP2FLTV	1A6	800	2	TMP2SRCT	1D8	20	2
TMP2FL02	1A6	1000	2	TMP2SR14	1D4		2
TMP2FSUV	1A1	80	2	TMP2STAT	198	40	2
TMP2FTMC	19F	20	2	TMP2SVCI	A9	8	2
TMP2FTM1	19E	40	2	TMP2SYN1	A9	2	2
TMP2FTPV	1A1		2	TMP2SYN2	A9	1	2
TMP2FTSC	19F		2	TMP2TAIE	1DC		2
TMP2FT01	19E		2	TMP2TCBA	378		2
TMP2FT02	1A0		2	TMP2TIB@	168		2
TMP2FT08	1A2		2	TMP2TPSA	1F0		2
TMP2FU@2	34C		2	TMP2TPS2	238		2
TMP2FUN@	334		2	TMP2TPS3	2A0		2
TMP2FUNC	340		2	TMP2TPVR	19A	2	2
TMP2FUN2	358		2	TMP2TP2W	1E4		2
TMP2INIT	1D8	10	2	TMP2TSCA	A9	10	2
TMP2LEV	194		2	TMP2TSCF	1AA	4000	2
TMP2MAIN	19A	20	2	TMP2TSC2	1D8		2
TMP2MCAF	19C	400	2	TMP2TSFC	A9	40	2
TMP2MCTL	19C		2	TMP2TSFG	198		2
TMP2MECB	170		2	TMP2TSFR	1A6	400	2
TMP2MRG1	1C0		2	TMP2TSLB	A8	20	2
TMP2MRG2	1EC		2	TMP2TSP	1E0		2
TMP2MTPV	19C	1000	2	TMP2T01E	398		2
TMP2MTSC	19C	4000	2	TMP2T02A	37C		2
TMP2MT01	19C	8000	2	TMP2T02F	1AA	2000	2
TMP2MT02	19C	2000	2	TMP2T08S	2E8		2
TMP2MT08	19C	800	2	TMP2T5RF	3A4		2
TMP2NAME	18C		2	TMP2T5R0	39C		2
TMP2NPAR	199	80	2	TMP2T5R1	3A0		2
TMP2NTSL	A8	10	2	TMP2T5WL	3A8		2
TMP2PAGE	19A	10	2	TMP2T5W1	3AC		2
TMP2PARM	160		2	TMP2VFPR	19A		2
TMP2PGM	19A	8	2	TMP2VTPV	3B8	1000	2
TMP2PLEN	188		2	TMP2VTSC	3B8	4000	2
TMP2POST	198	8	2	TMP2VT01	3B8	8000	2
TMP2PPTR	184		2	TMP2VT02	3B8	2000	2
TMP2PRO1	364		2	TMP2VT08	3B8	800	2
TMP2PRO2	368		2	TMP2WAIT	198	10	2
TMP2PUR	198	80	2	TMP2WA2S	198	2	2
TMP2RBSC	1AC		2	TMP2WRIT	19A	40	2
TMP2RCOV	19C		2	TMP2W1ST	198	4	2
TMP2READ	19A	80	2	TMP2W2ST	198	1	2
TMP2REC	1D8	40	2	TPLAECB	34		2
TMP2RET@	1D0		2	TPLCBUF	0		2
TMP2RGPV	1CC		2	TPLCECB	2C		2
TMP2RGP2	1EC		2	TPLCTCB	14		2
TMP2RGQ2	390		2	TPLECBL	28	2C	2
TMP2RGSC	1C4		2	TPLECT	C		2
TMP2RG01	1C0		2	TPLIECB	30		2
TMP2RG02	1C8		2	TPLMECB	28		2
TMP2RINT	1D8	8	2	TPLNECB	20		2
TMP2RSVD	374		2	TPLNTCB	24		2
TMP2RTPV	1BC		2	TPLPSCB	8		2
TMP2RTRY	1AC		2	TPLSPLS	1C		2
TMP2RT02	1B8		2	TPLSTAI	18		2
TMP2RWSC	1B0		2	TPLTBUF	10		2
TMP2RW02	1B4		2	TPLTPLE	38		2
TMP2SA@	164		2	TPLUPT	4		2
TMP2SLBC	1A8	2000	2	TWRKA2A	0		2
TMP2SLIC	1A8	4000	2	TWRKA2B	A8		2
TMP2SLPV	1A8	400	2	TWRKA2C	F0		2
TMP2SLRC	1A8		2	T0ASAVEP	54		2
TMP2SL01	1A8	8000	2	T2FLGT08	199		2

Name	Hex Offset	Hex Value	Level
T2T8T9F	1AA	1000	2
T3PARMS	280		2
T3TAIE@	280		2
T3WKPTR2	288		2
T7TDONE	50	2	2
UPTPTR	28		2
WORK1	634		2
WRKA1PTR	0		2
WRKA2PTR	4		2
XTRCLST	204		2

TMP3

Common Name: TMP Work Area 3
Macro ID: IKJTMP3
DSECT Name: TMP3
Owning Component: TSO/E Scheduler (28502)
Eye-Catcher ID: TMP3
Offset: Offset 0 and length 4
Subpool and Key: Subpool 230 and key 1
Size: 40 bytes
Created by: IKJEFT01 (TMP Initialization)
Pointed to by: LWATMPW3 in the Logon Work Area (IKJEFLWA)
Serialization: Needed to change TM3TIBQ - ENQ/DEQ, Major Name = SYSZTSOA, Minor Name = TCBAxxxx where xxxx = the active T02's TCB address at the time of the parallel service request. (Obtain from TMP3AT02).
Function: TMP 3 is a communications area between the TMP (TSO/E Terminal Monitor Program) initialization, the TMP mainline and internal users of the TSO service facility.

Data Area Map

Offsets					
Dec	Hex	Type	Len	Name (Dim)	Description
0	(0)	STRUCTURE	96	TMP3	
0	(0)	CHARACTER	4	TMP3TMP3	ACRONYM IN EBCDIC 'TMP3'
4	(4)	UNSIGNED	1	TMP3LEV	TMP3 VERSION
5	(5)	CHARACTER	1	TMP3FLAG	FLAG NEEDED BY TMP PROCESSING
		1... ..		TMP3ATTN	INDICATE ATTN EXIT ESTABLISHED BY T02 IS IN CONTROL (IKJEFT03)
		.1..		TMP3TSFC	AN ATTENTION OCCURRED WHILE IN TSF/CLIST MODE AND THERE WERE NO CLIST ATTENTION EXITS TO PROCESS.
		..1.		TMP3NOAT	AN ATTENTION OCCURRED WHILE THE PARALLEL TMP IS INITIALIZING
		...1		TMP3USAG	INDIC. REGISTERED FOR USAGE BASED PRICING
	 1111		*	R E S E R V E
6	(6)	BITSTRING	1	TMP3RS02	RESERVED
7	(7)	1... ..		TMP3TBIU	TMP TIB IN USE BIT MAINTAINED BY IKJEFTP2 AND IKJEFT08
		.1..		TMP3TSFA	AN ATTENTION OCCURRED WHILE IN TSF/CLIST MODE, AN AUTHORIZED COMMAND WAS PROCESSING, AND THERE WAS NO CLIST ATTENTION ROUTINE. THIS INDICATES THAT THE PARALLEL TMP SHOULD BE TERMINATED. SET BY IKJEFT03, CHECKED AND RESET BY IKJEFTP2.
		..1.		TMP3TIP	TERMINATION IN PROGRESS AT THE T01 TASK LEVEL
		...1 1111		TMP3RS03	RESERVED
8	(8)	CHARACTER	4	TMP3PECB	ECB USED TO INITIATE PARALLEL TMP PROCESSING
		1... ..		*	ECB WAIT BIT
		.1..		TMP3PECP	PARALLEL PROCESSING ECB POST BIT
8	(8)	BITSTRING	3	*	ECB COMPLETION CODE
12	(C)	ADDRESS	4	TMP3AT02	TCB ADDR FOR THE T02 CURRENTLY ACTIVE
16	(10)	ADDRESS	4	TMP3TIBQ	ADDR OF THE FIRST BLOCK ON THE TIB (TMP INTERFACE BLOCK) QUEUE
20	(14)	ADDRESS	4	TMP3WKA2	PTR TO AN IMAGE OF TMPWRKA2 USED TO INITIALIZE THE TMP WORK AREAS PASSED TO THE PARALLEL T02
24	(18)	ADDRESS	4	TMP3ENVB	PTR TO TSO REXX ENVBLOCK

TMP3

Offsets					
Dec	Hex	Type	Len	Name (Dim)	Description
28	(1C)	ADDRESS	4	TMP3WRK2	PTR TO A TMPWRKA2 (KEY 1) USED BY T01
32	(20)	ADDRESS	4	TMP3WA2	PTR TO T02'S PROTECTED WORKAREA
36	(24)	ADDRESS	4	TMP3AW2	PTR TO ACTIVE T02 PROTECTED WORKAREA
40	(28)	CHARACTER	4	TMP3AECB	NEED BY ATTN EXIT IN TSC TO GET ACCESS TO UNPROTECTED WORKAREA TO POST ATTN ECB
		1... ..		*	ECB USED TO INITIATE CONSOLE AUTHORIZED TASK
		.1.. ..		TMP3AECB	ECB WAIT BIT
40	(28)	BITSTRING	3	*	ATTACH CONSOLE TASK ECB POST BIT
44	(2C)	CHARACTER	4	TMP3DECB	ECB COMPLETION CODE
		1... ..		*	ECB POSTED BY RTM WHEN THE CONSOLE AUTHORIZED TASK TERMINATES
		.1.. ..		TMP3DECB	ECB WAIT BIT
44	(2C)	BITSTRING	3	*	DETACH CONSOLE TASK ECB POST BIT
48	(30)	CHARACTER	4	TMP3TECB	ECB COMPLETION CODE
		1... ..		*	TSOLIB's ECB - used to initiate a TSOLIB request within the TMP.
		.1.. ..		TMP3TECB	TSOLIB ECB wait bit
48	(30)	BITSTRING	3	*	TSOLIB ECB post bit
52	(34)	ADDRESS	4	TMP3FREE (10)	TSOLIB ECB completion code
					Room reserved for later use.

ADD ANY NEW FIELDS BEFORE THE NEXT DECLARE.

96	(60)	CHARACTER		*	ASSURE TMP3 ENDS ON A DOUBLE WORD BOUNDARY
----	------	-----------	--	---	--

Constants

Len	Type	Value	Name	Description
CONSTANTS FOR INITIALIZING THE CONTROL BLOCK ID AND LEVEL TMP3LEVEL MUST BE INCREMENTED WHEN THE TMP3 IS UPDATED.				
4	CHARACTER	TMP3	TMP3CHAR	CHARACTERS FOR INITIALIZING TMP3TMP3
1	DECIMAL	3	TMP3LEVEL	TMP3 LEVEL = 3

Cross Reference

Name	Hex Offset	Hex Value	Level	Name	Hex Offset	Hex Value	Level
TMP3	0		1	TMP3USAG	5	10	3
TMP3AECB	28		2	TMP3WA2	20		2
TMP3AECB	28	40	3	TMP3WKA2	14		2
TMP3ATTN	5	80	3	TMP3WRK2	1C		2
TMP3AT02	C		2				
TMP3AW2	24		2				
TMP3DECB	2C		2				
TMP3DECB	2C	40	3				
TMP3ENVB	18		2				
TMP3FLAG	5		2				
TMP3FREE	34		2				
TMP3LEV	4		2				
TMP3NOAT	5	20	3				
TMP3PECB	8		2				
TMP3PECB	8	40	3				
TMP3RS02	6		2				
TMP3RS03	7	1F	2				
TMP3TBIU	7	80	2				
TMP3TECB	30		2				
TMP3TECB	30	40	3				
TMP3TIBQ	10		2				
TMP3TIP	7	20	2				
TMP3TMP3	0		2				
TMP3TSFA	7	40	2				
TMP3TSFC	5	40	3				

TPL

PROGRAMMING INTERFACE INFORMATION

TPL

End of PROGRAMMING INTERFACE INFORMATION

TPL

Common Name: TSO/E TEST Parameter List
Macro ID: IKJTPL
DSECT Name: TPL
Owning Component: TSO/E Scheduler (28502)
Eye-Catcher ID: None
Offset: N/A
Subpool and Key: Subpool 1 and key 8
Size: 60 bytes
Created by: IKJEFT01
Pointed to by: Register 1 on entry to TSO/E TEST
Serialization: None
Function: Communication medium between the TMP and TEST, containing pointers to ECB's, buffers and control blocks.

Data Area Map

Offsets					
Dec	Hex	Type	Len	Name (Dim)	Description
0	(0)	STRUCTURE	60	TPL	
0	(0)	ADDRESS	4	TPLCBUF	PTR TO COMMAND BUFFER
4	(4)	ADDRESS	4	TPLUPT	PTR TO UPT
8	(8)	ADDRESS	4	TPLPSCB	PTR TO PSCB
12	(C)	ADDRESS	4	TPLECT	PTR TO ECT
16	(10)	ADDRESS	4	TPLTBUF	PTR TO TEST COMMAND BUFFER
20	(14)	ADDRESS	4	TPLCTCB	PTR TO ATTACHED CP TCB
24	(18)	ADDRESS	4	TPLSTAI	PTR TO TMP STAI EXIT RTN
28	(1C)	ADDRESS	4	TPLSPLS	PTR TO STAI PARAMETER LIST
32	(20)	ADDRESS	4	TPLNECB	PTR TO ECB FOR ABENDING CP
36	(24)	ADDRESS	4	TPLNTCB	PTR TO TCB FOR ABENDING CP
40	(28)	ADDRESS	4	TPLMECB	PTR TO STOP/MODIFY ECB
44	(2C)	CHARACTER	12	TPLCEBL	TMP WAIT ECB LIST
44	(2C)	ADDRESS	4	TPLCECB	PTR TO ATTACHED CP ECB
48	(30)	ADDRESS	4	TPLIECB	PTR TO TMP STAI ECB
52	(34)	CHARACTER	1	TPLLEND	HIGH ORDER BIT ON
53	(35)	ADDRESS	3	TPLAECB	PTR TO TMP ATTN ECB
56	(38)	ADDRESS	4	TPLTPLE	TPL EXTENT ADDRESS

TPL

Cross Reference

Name	Hex Offset	Hex Value	Level
TPL	0		1
TPLAECB	35		3
TPLCBUF	0		2
TPLCECB	2C		3
TPLCTCB	14		2
TPLECBL	2C		2
TPLECT	C		2
TPLIECB	30		3
TPLLEND	34		3
TPLMECB	28		2
TPLNECB	20		2
TPLNTCB	24		2
TPLPSCB	8		2
TPLSPLS	1C		2
TPLSTAI	18		2
TPLTBUF	10		2
TPLTPLE	38		2
TPLUPT	4		2

TPLE

PROGRAMMING INTERFACE INFORMATION

TPLE

End of PROGRAMMING INTERFACE INFORMATION

TPLE

Common Name: Test Parameter List Extent
Macro ID: IKJTPLE
DSECT Name: TPLE
Owning Component: TSO/E Scheduler (28502)
Eye-Catcher ID: None
Offset: N/A
Subpool and Key: Subpool 1 and key 0
Size: 32 bytes
Created by: IKJEFT01 - TMP Initialization, IKJEFTSC - TSO/E Service Controller
Pointed to by: TPLTPLE in IKJTPL
Serialization: None
Function: The TPLE is an extension to the TPL. It is created so a DCB chain address can be passed to the TMP by TSO/E Test.

Data Area Map

Offsets					
Dec	Hex	Type	Len	Name (Dim)	Description
0	(0)	STRUCTURE	32	TPLE	
0	(0)	ADDRESS	4	TPLETDCB	PTR TO THE TEST DCB
4	(4)	CHARACTER	4	TPLEFLGS	TPLE FLAG FIELDS
4	(4)	CHARACTER	1	TPLEFLG1	TPLE FLAG1 FIELD
		1...111 1111		TPLETSTA *	TESTAUTH WAS THE COMMAND ENTERED RESERVED FLAGS
5	(5)	CHARACTER	3	*	TPLE RESERVED FLAGS
8	(8)	ADDRESS	4	TPLENCBF	PTR TO THE TESTAUTH INITIALIZA- TION EXIT
12	(C)	ADDRESS	4	TPLECOMW	NEW COMMAND BUFFER PARAMETER PTR TO THE TESTAUTH INITIALIZA- TION EXIT
16	(10)	CHARACTER	16	TPLERSVD	COMMUNICATION WORD PARAMETER RESERVED

Cross Reference

Name	Hex Offset	Hex Value	Level
TPLE	0		1
TPLECOMW	C		2
TPLEFLGS	4		2
TPLEFLG1	4		3
TPLENCBF	8		2
TPLERSVD	10		2
TPLETDCB	0		2
TPLETSTA	4	80	4

TSP

PROGRAMMING INTERFACE INFORMATION

TSP

End of PROGRAMMING INTERFACE INFORMATION

TSP

Common Name: Linkage Assist Routine Parameter List
Macro ID: IKJTSP
DSECT Name: TSP
Owning Component: TSO/E Scheduler (28502)
Eye-Catcher ID: TSP
Offset: Offset 0 and length 4
Subpool and Key: Subpool 1 and Key 8
Size: 120 bytes
Created by: IKJEFT01, IKJEFTSC
Pointed to by: TMPWRKA2
Serialization: None
Function: Contains control information for linkage assist routine (LAR) processing of TMP I/O.

Data Area Map

Offsets					
Dec	Hex	Type	Len	Name (Dim)	Description
0	(0)	DBL WORD	8 (0)		
0	(0)	CHARACTER	4	TSPTSP	IDENTIFIER 'TSP '
0	(0)	CHARACTER	5	TSPTSPC	"C'TSP '" TSP ACRONYM CONSTANT
4	(4)	BITSTRING	1	TSPLEV	TSP VERSION NUMBER
	1		TSPLEV1	"X'01'" TSP VERSION NUMBER CONSTANT
5	(5)	BITSTRING	1	TSPRES01	RESERVED
6	(6)	BITSTRING	1	TSPRES02	RESERVED
7	(7)	BITSTRING	1	TSPRES03	RESERVED
	 1...		TSPWA	*** USED TO CLEAR OUT WORK AREA
8	(8)	SIGNED	4	TSPTYPE	TYPE OF FUNCTION TO PERFORM
	1		TSPOPENS	"1" OPEN DATA SET AS INPUT WITH SYNAD EXIT
	1.		TSPOPEN	"2" OPEN A DATA SET
8	(8)	SIGNED		TSPCLOSS	"256" CLOSE DATA SET WITH SYNAD EXIT
8	(8)	SIGNED		TSPCLOSE	"257" CLOSE DATA SET
8	(8)	SIGNED		TSPCLOSF	"258" CLOSE DATA SET AS FREE
8	(8)	SIGNED		TSPBLDL	"512" BLDL ON LIBRARY
8	(8)	SIGNED		TSPREAD	"768" READ A DATA SET FOLLOWED BY A CHECK TO SEE IF I/O IS FINISHED
8	(8)	SIGNED		TSPFIND	"1280" FIND A NAME IN A DATA SET
12	(C)	ADDRESS	4	TSPDCB	ADDRESS OF DCB
16	(10)	ADDRESS	4	TSPPLIST	ADDRESS OF MACRO LIST ADDRESS
20	(14)	ADDRESS	4	TSPDECB	ADDRESS OF DATA EVENT CONTROL BLCK
24	(18)	ADDRESS	4	TSPMEMB	ADDRESS OF BUFFER FOR MEMBER NAME
28	(1C)	SIGNED	4	TSPSAVEA (18)	SAVE AREA FOR IKJEFTSL REGISTERS
100	(64)	SIGNED	4	TSPSTAT	AREA FOR STATUS OF SYNAD

TSP

Offsets					
Dec	Hex	Type	Len	Name (Dim)	Description
104	(68)	SIGNED	4	TSPRCODE	AREA FOR RETURN CODE FROM EXECUTED MACRO
108	(6C)	SIGNED	4	TSPRES04	RESERVED

Comments

SET THE TSPTYPE WITH ONE OF THE FOLLOWING CONSTANTS TO INDICATE THE TYPE OF FUNCTION THAT WILL BE PERFORMED

End of Comments

112	(70)	DBL WORD .11. 1...	8	TSPEND (0) TSPWALEN	' END IKJTSP ON A DOUBLE WORD BOUNDRY "-TSPWA" LENGTH OF LOGON WORK AREA
-----	------	-----------------------	---	------------------------	---

Cross Reference

Name	Hex Offset	Hex Value	Level
TSPBLDL	8	200	2
TSPCLOSE	8	101	2
TSPCLOSF	8	102	2
TSPCLOSS	8	100	2
TSPDCB	C		2
TSPDECB	14		2
TSPEND	70		2
TSPFIND	8	500	2
TSPLEV	4		2
TSPLEV1	4	1	2
TSPMEMB	18		2
TSPOPEN	8	2	2
TSPOPENS	8	1	2
TSPPLIST	10		2
TSPRCODE	68		2
TSPREAD	8	300	2
TSPRES01	5		2
TSPRES02	6		2
TSPRES03	7		2
TSPRES04	6C		2
TSPSAVEA	1C		2
TSPSTAT	64		2
TSPTSP	0		2
TSPTSPC	0	2D740	2
TSPTYPE	8		2
TSPWA	7	8	2
TSPWALEN	70	68	2

TSVT

PROGRAMMING INTERFACE INFORMATION

TSVT

Only the following fields are part of the programming interface:

- TSVTVACC
- TSVTLMOD
- TSVTLREL
- TSVTLVER
- TSVTTSOL

End of PROGRAMMING INTERFACE INFORMATION

TSVT

Common Name: TSO/E Vector Table
Macro ID: IKJTSVT
DSECT Name: TSVT
Owning Component: TSO/E Scheduler (28502)
Eye-Catcher ID: TSVT
Offset: Offset 0 and length 4
Subpool and Key: Subpool 241 and Key 0
 (Residence below 16 megabytes in virtual storage)
Size: 296 bytes
Created by: IKJEFXSR
Pointed to by: CVTTVT field of the CVT data area
Serialization: None
Function: Contains addresses of branch entered routines and control tables.

Data Area Map

Offsets					
Dec	Hex	Type	Len	Name (Dim)	Description
0	(0)	STRUCTURE	296	TSVT	
0	(0)	CHARACTER	4	TSVTTSVT	ACRONYM IN EBCDIC "TSVT"
4	(4)	CHARACTER	1	TSVTLEV	TSVT VERSION
5	(5)	CHARACTER	1	TSVTFLG1	Flag Indicators
		1... ..		TSVTNCTU	Instorage copy of system notices needs to be updated
		.1..		TSVTNETL	None of the TSO/E Exits were found in LPA/ELPA
		..1.		TSVTUPDP	IKJBCMSG posted for parmlib update signalling
		...1 1111		*	Reserved Flags
6	(6)	CHARACTER	2	TSVTRSV1	RESERVED
8	(8)	ADDRESS	4	TSVTNCT	ADDRESS OF THE MOST CURRENT NOTICE TABLE
12	(C)	ADDRESS	4	TSVTVACC	ADDRESS OF THE CLIST VARIABLE ACCESS ROUTINE
16	(10)	ADDRESS	4	TSVTASF	ADDRESS OF THE AUTHORIZED SERVICE FACILITY ROUTINE
TSO/E R2.1 SUPPORT @E2267F2					
20	(14)	ADDRESS	4	TSVTLTBL	ADDRESS OF LOGON ADDRESS TABLE
24	(18)	ADDRESS	4	TSVTFLA1	ADDRESS OF LOGON INITIALIZATION MODULE
28	(1C)	ADDRESS	4	TSVTCTIO	ADDRESS OF CLIST I/O LAR
32	(20)	ADDRESS	4	TSVTCTAB	ADDRESS OF LOAD MODULE CONTAINING MESSAGES IN TRANSLATE TABLES
36	(24)	ADDRESS	4	TSVTT440	ADDRESS OF CLIST VARIABLE ACCESS METHOD - IKJCT440

TSVT

Offsets					
Dec	Hex	Type	Len	Name (Dim)	Description
40	(28)	ADDRESS	4	TSVTT441	ADDRESS OF GENERAL VARIABLE ACCESS METHOD - IKJT441R
44	(2C)	ADDRESS	4	TSVTPUTL	ADDRESS OF PUTLINE ROUTINE
48	(30)	ADDRESS	4	TSVTPTGT	ADDRESS OF PUTGET ROUTINE
52	(34)	ADDRESS	4	TSVTGETL	ADDRESS OF GETLINE ROUTINE
56	(38)	ADDRESS	4	TSVTSTCK	ADDRESS OF STACK ROUTINE
60	(3C)	ADDRESS	4	TSVTTSL	ADDRESS OF TMP LAR
64	(40)	ADDRESS	4	TSVTSCAN	ADDRESS OF SCAN ROUTINE
68	(44)	ADDRESS	4	TSVTPARS	ADDRESS OF PARSE ROUTINE
72	(48)	ADDRESS	4	TSVTEF02	ADDRESS OF MESSAGE WRITER ROUTINE
76	(4C)	ADDRESS	4	TSVTTPTV	Address of TPVT
80	(50)	ADDRESS	4	TSVTRCVY	Address of Recovery Routine IKJCMDRC
84	(54)	ADDRESS	4	TSVTTRAN	ADDRESS OF IKJTRANS ROUTINE
88	(58)	CHARACTER	8	TSVTBCMT	Member Token for Broadcast Notice XCF Group
TSO/E R3 SUPPORT @E2367H1					
96	(60)	ADDRESS	4	TSVTCAF	CLIST ATTENTION FACILITY ADDR REL3
100	(64)	CHARACTER	4	TSVTTSQL	TSO/E LEVEL INDICATOR
100	(64)	CHARACTER	1	TSVTLVER	- VERSION LEVEL
101	(65)	CHARACTER	2	TSVTLREL	- RELEASE NUMBER
103	(67)	CHARACTER	1	TSVTLMOD	- MODIFICATION LEVEL
TSO/E R4 SUPPORT @E1402C1					
104	(68)	ADDRESS	4	TSVTCTDB	ADDRESS OF DOUBLE BYTE CHAR ROUTINE@E1402C1
108	(6C)	ADDRESS	4	TSVTRIF	BROADCAST DATA SET INTERFACE ROUTINE ADDRESS FOR RELEASE 4
112	(70)	ADDRESS	4	TSVTRAF	LOGON RACF SUPPORT ROUTINE ADDRESS FOR RELEASE 4
116	(74)	ADDRESS	4	TSVTRTRP	TSO ROUTER ADDRESS
120	(78)	ADDRESS	4	TSVTTBLS	Address of table look up service used by IKJTSLAR
124	(7C)	ADDRESS	4	TSVTADTB	Address of ALTLIB
128	(80)	ADDRESS	4	TSVTTBLR	Address of table look up service Routine used by TSOCALL
132	(84)	ADDRESS	4	TSVTESTK	Address of IRXESTK1
136	(88)	ADDRESS	4	TSVTTVAR	Address of IRXTVARs
140	(8C)	ADDRESS	4	TSVTINIT	Address of IRXINIT
140	(8C)	ADDRESS	4	TSVTINI	Address of IRXINIT (for the TSOCALL macro)
144	(90)	ADDRESS	4	TSVTOLAR	Address of IRXIOLAR
148	(94)	ADDRESS	4	TSVTO00	Address of IRXSTO00
152	(98)	ADDRESS	4	TSVTT44X	Address of IKJCT44X
156	(9C)	ADDRESS	4	TSVFTS2	Address of IKJEFTS2
160	(A0)	ADDRESS	4	TSVTEXE	Address of IRXEXEC
164	(A4)	ADDRESS	4	TSVTINO	Address of IRXINOUT
168	(A8)	ADDRESS	4	TSVTLOA	Address of IRXLOAD
172	(AC)	ADDRESS	4	TSVTTTER	Address of IRXTERM
176	(B0)	ADDRESS	4	TSVTSUBC	Address of IRXSUBCM
180	(B4)	ADDRESS	4	TSVTMSGI	Address of IRXMSGID
184	(B8)	ADDRESS	4	TSVTEXCO	Address of IRXEXCOM
188	(BC)	ADDRESS	4	TSVTTTERM	Address of IRXTERMA
192	(C0)	ADDRESS	4	TSVTETVP	Address of Exit & Tables Vector
196	(C4)	ADDRESS	4	TSVTTSTFI	Address of IKJEFTSI
200	(C8)	ADDRESS	4	TSVTTSTFT	Address of IKJEFTST
204	(CC)	UNSIGNED	4	TSVTPCN1	PC number for IKJPCENV
208	(D0)	ADDRESS	4	TSVTSNTA	System copy of SNTAB
212	(D4)	ADDRESS	4	TSVTSVTA	System copy of the SVTAB@E23D2F1
216	(D8)	SIGNED	4	TSVTSYML	Length of system SNTAB and SVTAB
220	(DC)	SIGNED	4	TSVTXCFU	Lock for updating parmlib between PARMLIB and the SYS1.BROADCAST XCF notify routine.
224	(E0)	ADDRESS	4	TSVTMSTR	Master AS's ASCB address@YA34930
228	(E4)	SIGNED	4	TSVTBECB	ECB that IKJBCMSG waits on
232	(E8)	ADDRESS	4	TSVTAPPC	Address of APPC TABLE
236	(EC)	ADDRESS	4	TSVTURPS	Address of IKJURPS
240	(F0)	UNSIGNED	4	TSVTPCN2	PC number for IKJCMDPC
244	(F4)	ADDRESS	4	TSVTMSR0	Address of IKJMSR0

Offsets					
Dec	Hex	Type	Len	Name (Dim)	Description
TSO/E 2.6 SUPPORT					
248	(F8)	ADDRESS	4	TSVTMDT@	Address of module table
252	(FC)	SIGNED	4	* (3)	Reserved
TSO/E Free Space					
264	(108)	SIGNED	4	* (8)	Reserved
296	(128)	CHARACTER		TSVTEND	ASSURE TSVT ENDS ON DOUBLE WORD BOUNDARY

Constants

Len	Type	Value	Name	Description
THE FOLLOWING DECLARATIONS DEFINE THE ENTRY AND RETURN CODES USED BY THE CLIST VARIABLE ACCESS ROUTINE (POINTED TO BY TSVSVACC).				
ENTRY CODES				
4	DECIMAL	1	TSVERETR	RETURN VARIABLE VALUE
4	DECIMAL	2	TSVEUPDT	UPDATE VARIABLE
4	DECIMAL	3	TSVELOC	LOCATE / LOCATE NEXT
4	DECIMAL	4	TSVERSVD	RESERVED
4	DECIMAL	18	TSVNOIMP	NO IMPLICIT
RETURN CODES				
4	DECIMAL	0	TSVROK	EVERY THING OK
4	DECIMAL	4	TSVRNORS	VARIABLE RETURNED SHOULDN'T BE RE-SCANNED
4	DECIMAL	8	TSVREVAL	VARIABLE RETURNED REQUIRES EVALUATION
4	DECIMAL	12	TSVRLAB	VARIABLE RETURNED IS A LABEL
4	DECIMAL	16	TSVRNAUP	SYSTEM VARIABLE - CAN'T BE UPDATED BY THE USER
4	DECIMAL	20	TSVRNOM	FOR LOCATE - NO VARIABLE RETURNED - THERE ARE NO MORE VARIABLES
4	DECIMAL	24	TSVRPROC	VARIABLE RETURNED IS A PROCEDURE NAME
4	DECIMAL	30	TSVRSVD2	RESERVED
4	DECIMAL	32	TSVRGETF	GETMAIN/FREEMAIN FAILURE
4	DECIMAL	36	TSVRNSIZ	SYMBOL NAME TOO LARGE OR SMALL
4	DECIMAL	40	TSVRENV	INCORRECT ENVIRONMENT
4	DECIMAL	44	TSVRPARM	INVALID ENTRY CODE
4	DECIMAL	48	TSVRDUP	DUPLICATE SYMBOL FOUND
4	DECIMAL	52	TSVRUNDF	UNDEFINED VARIABLE
4	DECIMAL	56	TSVRGLER	TOO MANY GLOBAL VARIABLES
4	DECIMAL	60	TSVRUNDG	UNDEFINED GLOBAL VARIABLE
4	DECIMAL	64	TSVRINVR	VARIABLE NOT VALID AS A CALL BY REFERENCE VARIABLE
4	DECIMAL	68	TSVRUNDR	UNDEFINED CALL BY REFERENCE VARIABLE
4	DECIMAL	80	TSVIREXX	VARIABLE NAME IS NOT VALID FOR REXX
4	DECIMAL	81	TSVREXXE	AN UNEXPECTED RETURN CODE WAS RECEIVED FROM A REXX ROUTINE

TSVT

Cross Reference

Name	Hex Offset	Hex Value	Level	Name	Hex Offset	Hex Value	Level
TSVT	0		1	TSVTTSQL	64		2
TSVTADTB	7C		2	TSVTTSVT	0		2
TSVTAPPC	E8		2	TSVTTVAR	88		2
TSVTASF	10		2	TSVTT44X	98		2
TSVTBCMT	58		2	TSVTT440	24		2
TSVTBECB	E4		2	TSVTT441	28		2
TSVTCAF	60		2	TSVTUPDP	5	20	3
TSVTCTAB	20		2	TSVTURPS	EC		2
TSVTCTDB	68		2	TSVTVACC	C		2
TSVTCTIO	1C		2	TSVTXCFU	DC		2
TSVTEF02	48		2				
TSVTEND	128		2				
TSVTESTK	84		2				
TSVTETVP	C0		2				
TSVTEXCO	B8		2				
TSVTEXE	A0		2				
TSVTFLA1	18		2				
TSVTFLG1	5		2				
TSVTFTS2	9C		2				
TSVTGETL	34		2				
TSVTINI	8C		3				
TSVTINIT	8C		2				
TSVTINOI	A4		2				
TSVTLEV	4		2				
TSVTLMOD	67		3				
TSVTLQA	A8		2				
TSVTLREL	65		3				
TSVTLTBL	14		2				
TSVTLVER	64		3				
TSVTMDT@	F8		2				
TSVTMSGI	B4		2				
TSVTMSR0	F4		2				
TSVTMSTR	E0		2				
TSVTNCT	8		2				
TSVTNCTU	5	80	3				
TSVTNETL	5	40	3				
TSVTOLAR	90		2				
TSVTPARS	44		2				
TSVTPCN1	CC		2				
TSVTPCN2	F0		2				
TSVTPGT	30		2				
TSVTPUTL	2C		2				
TSVTRAF	70		2				
TSVTRCVY	50		2				
TSVTRIF	6C		2				
TSVTRSV1	6		2				
TSVTRTRP	74		2				
TSVTSCAN	40		2				
TSVTSNTA	D0		2				
TSVTSTCK	38		2				
TSVTSUBC	B0		2				
TSVTSVTA	D4		2				
TSVTSYML	D8		2				
TSVTTBLR	80		2				
TSVTTBLS	78		2				
TSVTTTER	AC		2				
TSVTTTERM	BC		2				
TSVTTQ00	94		2				
TSVTTPTVT	4C		2				
TSVTTTRAN	54		2				
TSVTTSTFI	C4		2				
TSVTTSTFT	C8		2				
TSVTTSL	3C		2				

UPT

PROGRAMMING INTERFACE INFORMATION

UPT

The following field is **NOT** part of the programming interface:

- UPTLNGFL

End of PROGRAMMING INTERFACE INFORMATION

UPT

Common Name: TSO/E User Profile Table
Macro ID: IKJUPT
DSECT Name: UPT
Owning Component: TSO/E Scheduler (28502)
Eye-Catcher ID: None
Offset: None
Subpool and Key: Subpool 0 and key 8
Size: 56 bytes
Created by: IKJEFLA
Pointed to by: CPPLUPT field of the CPPL data area, PSCBUPT
Serialization: None
Function: Contains information stored in UADS, used by LOGON/LOGOFF, TMP, and command processors.

Data Area Map

Offsets					
Dec	Hex	Type	Len	Name (Dim)	Description
0	(0)	STRUCTURE	56	UPT	
0	(0)	SIGNED	2	UPTLEN	LENGTH OF THE UPT
2	(2)	CHARACTER	10	UPTUSER	RESERVED FOR INSTALLATION
12	(C)	CHARACTER	1	UPTSWS	USERS ENVIRONMENT SWITCHES
		1...		UPTRCVR	EDIT RECOVER OPTION IS REQUESTED
		.1..		UPTNPRM	DEFAULT
		..1.		UPTMID	NO PROMPTING TO BE DONE
		...1		UPTNCOM	PRINT MESSAGE IDENTIFIERS
	 1...		UPTPAUS	NO USER COMMUNICATION ALLOWED VIA SEND
	1..		UPTALD	COMMAND
	1.		UPTMODE	PAUSE FOR '?' WHEN IN NON- INTERACTIVE
	1		UPTWTP	MODE
13	(D)	CHARACTER	1	UPTCDEL	DELETE CHARACTER
14	(E)	CHARACTER	1	UPTLDEL	CHAR DELETE CHARACTER
15	(F)	UNSIGNED	1	UPTVERS	LINE DELETE CHARACTER
16	(10)	CHARACTER	7	UPTPREFIX	VERSION OF THE UPT
23	(17)	ADDRESS	1	UPTPREFIXL	DSNAME PREFIX
24	(18)	CHARACTER	3	UPTPLANG	DSNAME PREFIX LENGTH
27	(1B)	CHARACTER	3	UPTSLANG	PRIMARY LANGUAGE FOR TRANSLATION
30	(1E)	CHARACTER	2	UPTLNGFL	SECONDARY LANGUAGE FOR TRANSLATION
		1...		UPTUPLNG	LANGUAGE FLAGS
		.1..		UPTUSLNG	PRIMARY LANGUAGE UPDATED BY THE USER
		..1.		UPTPLNGS	SECONDARY LANGUAGE UPDATED BY THE
					USER
					THE USER'S LANGUAGE SEGMENT CONTAINS A
					PRIMARY LANGUAGE

UPT

Offsets		Type	Len	Name (Dim)	Description
Dec	Hex				
30	(1E)	BITSTRING	1	*	THE USER'S LANGUAGE SEGMENT CONTAINS A SECONDARY LANGUAGE LANGUAGE FLAGS RESERVED
32	(20)	CHARACTER	24	*	

Constants

Len	Type	Value	Name	Description
1	DECIMAL	1	UPTVERS1	VERSION 1 OF THE UPT
4	DECIMAL	24	UPTV0LEN	LENGTH OF THE VERSION 0 UPT

Cross Reference

Name	Hex Offset	Hex Value	Level
UPT	0		1
UPTALD	C	04	3
UPTCDEL	D		2
UPTLDEL	E		2
UPTLEN	0		2
UPTLNGFL	1E		2
UPTMID	C	20	3
UPTMODE	C	02	3
UPTNCOM	C	10	3
UPTNPRM	C	40	3
UPTPAUS	C	08	3
UPTPLANG	18		2
UPTPLNGS	1E	20	3
UPTPREFL	17		2
UPTPREFIX	10		2
UPTRCVR	C	80	3
UPTSLANG	1B		2
UPTSLNGS	1E	10	3
UPTSWS	C		2
UPTUPLNG	1E	80	3
UPTUSER	2		2
UPTUSLNG	1E	40	3
UPTVERS	F		2
UPTWTP	C	01	3

USDIR

Common Name: TSO/E Broadcast Mail Directory Record
Macro ID: IKJZT304
DSECT Name: USDIR
Owning Component: TSO/E Scheduler (28502)
Eye-Catcher ID: None
Offset: N/A
Subpool and Key: Subpool 0 and key 8
Size: 129 bytes
Created by: TSO commands accessing the Broadcast data set
Pointed to by: USDPTR
Serialization:
Function: Provides a mapping of the fields in the Mail Directory Record of the Broadcast data set.

Data Area Map

Offsets					
Dec	Hex	Type/Value	Len	Name (Dim)	Description
0	(0)	STRUCTURE		USDIR	, - USER MAIL DIRECTORY RECORD
0	(0)	CHARACTER	13	USDENTRY (0)	- DIRECTORY ENTRY FOR 1 USERID
0	(0)	CHARACTER	7	USDID	- USERID (LEFT JUSTIFIED, PADDED W/ BLANKS)
7	(7)	ADDRESS	3	USDRBA	- RELATIVE BLOCK ADDRESS (RBA) OF FIRST MESSAGE FOR THIS USERID (ZERO IF NONE)
10	(A)	ADDRESS	3	USDEND	- RBA OF LAST MESSAGE FOR THIS USERID (ZERO IF NONE)
13	(D)	CHARACTER	13	(8)	- RESERVE SPACE FOR 8 MORE DIRECTORY ENTRIES IDENTICAL IN FORMAT TO THE PRECEDING 'USDENTRY'
117	(75)	BITSTRING	8		- RESERVED
125	(7D)	CHARACTER	1	USDREND	- END-OF-RECORD INDICATOR = X'7F'
126	(7E)	ADDRESS	3	USDNEXT	- CHAIN PTR TO NEXT USER MAIL DIRECTORY RECORD (ZERO IF LAST)

USMSG

Common Name: TSO/E Broadcast Mail Message Record
Macro ID: IKJZT305
DSECT Name: USMSG
Owning Component: TSO/E Scheduler (28502)
Eye-Catcher ID: None
Offset: N/A
Subpool and Key: Subpool 0 and key 8
Size: 129 bytes
Created by: TSO commands accessing the Broadcast data set
Pointed to by: USMPTR
Serialization:
Function: Provides a mapping of the fields in the Mail Message Record of the Broadcast data set.

Data Area Map

Offsets					
Dec	Hex	Type/Value	Len	Name (Dim)	Description
0	(0)	STRUCTURE		USMSG	, - USER MAIL MESSAGE RECORD
0	(0)	SIGNED	1	USMLNG	- LENGTH OF MAIL MSG TEXT
1	(1)	CHARACTER	125	USMTEXT	- MESSAGE TEXT (PADDED WITH BLANKS)
126	(7E)	ADDRESS	3	USMNEXT	- CHAIN PTR TO NEXT MAIL MESSAGE RECORD FOR THIS USERID (ZERO IF LAST)

Appendix. Notices

This information was developed for products and services offered in the U.S.A.

IBM may not offer the products, services, or features discussed in this document in other countries. Consult your local IBM representative for information on the products and services currently available in your area. Any reference to an IBM product, program, or service is not intended to state or imply that only that IBM product, program, or service may be used. Any functionally equivalent product, program, or service that does not infringe any IBM intellectual property right may be used instead. However, it is the user's responsibility to evaluate and verify the operation of any non-IBM product, program, or service.

IBM may have patents or pending patent applications covering subject matter described in this document. The furnishing of this document does not give you any license to these patents. You can send license inquiries, in writing, to:

IBM Director of Licensing
 IBM Corporation
 North Castle Drive
 Armonk, NY 10504-1785
 USA

For license inquiries regarding double-byte (DBCS) information, contact the IBM Intellectual Property Department in your country or send inquiries, in writing, to:

IBM World Trade Asia Corporation
 Licensing
 2-31 Roppongi 3-chome, Minato-ku
 Tokyo 106, Japan

The following paragraph does not apply to the United Kingdom or any other country where such provisions are inconsistent with local law: INTERNATIONAL BUSINESS MACHINES CORPORATION PROVIDES THIS PUBLICATION "AS IS" WITHOUT WARRANTY OF ANY KIND, EITHER EXPRESS OR IMPLIED, INCLUDING, BUT NOT LIMITED TO, THE IMPLIED WARRANTIES OF NON-INFRINGEMENT, MERCHANTABILITY OR FITNESS FOR A PARTICULAR PURPOSE. Some states do not allow disclaimer of express or implied warranties in certain transactions, therefore, this statement may not apply to you.

This information could include technical inaccuracies or typographical errors. Changes are periodically made to the information herein; these changes will be incorporated in new editions of the publication. IBM may make improvements and/or changes in the product(s) and/or the program(s) described in this publication at any time without notice.

Any references in this information to non-IBM Web sites are provided for convenience only and do not in any manner serve as an endorsement of those Web sites. The materials at those Web sites are not part of the materials for this IBM product and use of those Web sites is at your own risk.

IBM may use or distribute any of the information you supply in any way it believes appropriate without incurring any obligation to you.

Licensees of this program who wish to have information about it for the purpose of enabling: (i) the exchange of information between independently created programs and other programs (including this one) and (ii) the mutual use of the information which has been exchanged, should contact:

IBM Corporation
 Mail Station P300
 2455 South Road
 Poughkeepsie, NY 12601-5400
 USA

Such information may be available, subject to appropriate terms and conditions, including in some cases, payment of a fee.

The licensed program described in this information and all licensed material available for it are provided by IBM under terms of the IBM Customer Agreement, IBM International Program License Agreement, or any equivalent agreement between us.

Trademarks

Any performance data contained herein was determined in a controlled environment. Therefore, the results obtained in other operating environments may vary significantly. Some measurements may have been made on development-level systems and there is no guarantee that these measurements will be the same on generally available systems. Furthermore, some measurement may have been estimated through extrapolation. Actual results may vary. Users of this document should verify the applicable data for their specific environment.

Information concerning non-IBM products was obtained from the suppliers of those products, their published announcements or other publicly available sources. IBM has not tested those products and cannot confirm the accuracy of performance compatibility or any other claims related to non-IBM products. Questions on the capabilities of non-IBM products should be addressed to the suppliers of those products.

All statements regarding IBM's future direction or intent are subject to change without notice, and represent goals and objectives only.

This information contains examples of data and reports used in daily business operations. To illustrate them as completely as possible, the examples include the names of individuals, companies, brands, and products. All of these names are fictitious and any similarity to the names and addresses used by an actual business enterprise is entirely coincidental.

COPYRIGHT LICENSE:

This information contains sample application programs in source language, which illustrates programming techniques on various operating platforms. You may copy, modify, and distribute these sample programs in any form without payment to IBM, for the purposes of developing, using, marketing or distributing application programs conforming to the application programming interface for the operating platform for which the sample programs are written. These examples have not been thoroughly tested under all conditions. IBM, therefore, cannot guarantee or imply reliability, serviceability, or function of these programs. You may copy, modify, and distribute these sample programs in any form without payment to IBM for the purposes of developing, using, marketing, or distributing application programs conforming to IBM's application programming interfaces.

If you are viewing this information softcopy, the photographs and color illustrations may not appear.

Programming Interface Information

This book primarily documents information that is NOT intended to be used as Programming Interfaces of OS/390 TSO/E.

This book also documents intended Programming Interfaces that allow the customer to write programs to obtain the services of OS/390 TSO/E. This information is identified where it occurs, either by an introductory statement to a chapter or section or by the following marking:

Programming Interface information

End of Programming Interface information

End of Programming Interface information

Trademarks

The following terms are trademarks of the IBM Corporation in the United States or other countries or both:

- IBM
- IBMLink
- MVS/ESA
- OS/390
- RACF
- S/370
- SP
- VTAM

UNIX is a registered trademark in the United States and other countries licensed exclusively through The Open Group.

Other company, product, and service names may be trademarks or service marks of others.

Bibliography

This section lists the books in the TSO/E library and related publications.

TSO/E Publications

TSO/E Publications

- *OS/390 TSO/E Administration*, SC28-1966
- *OS/390 TSO/E CLISTs*, SC28-1973
- *OS/390 TSO/E Command Reference*, SC28-1969
- *OS/390 TSO/E Customization*, SC28-1965
- *OS/390 TSO/E General Information*, GC28-1964
- *OS/390 TSO/E Guide to SRPI*, SC28-1976
- *OS/390 TSO/E Messages*, GC28-1978
- *OS/390 TSO/E Primer*, GC28-1967
- *OS/390 TSO/E Programming Guide*, SC28-1970
- *OS/390 TSO/E Programming Services*, SC28-1971
- *OS/390 TSO/E REXX Reference*, SC28-1975
- *OS/390 TSO/E REXX User's Guide*, SC28-1974
- *OS/390 TSO/E System Programming Command Reference*, SC28-1972
- *OS/390 TSO/E System Diagnosis: Data Areas*, SC33-6678
- *OS/390 TSO/E User's Guide*, SC28-1968

Related Publications

SAA Publications

- *SAA Common Programming Interface REXX Level 2 Reference*, SC24-5549
- *SAA Common Programming Interface Communications Reference*, SC26-4399

OS/390 MVS Publications

- *OS/390 MVS Planning: APPC/MVS Management*, GC28-1807

- *OS/390 MVS Programming: Writing TPs for APPC/MVS*, GC28-1775
- *OS/390 MVS Initialization and Tuning Reference*, SC28-1752
- *OS/390 MVS Programming: Authorized Assembler Services Reference ALE-DYN*, GC28-1764
- *OS/390 MVS System Messages, Vol 1 (ABA-ASA)*, GC28-1784
- *OS/390 MVS System Messages, Vol 2 (ASB-EZM)*, GC28-1785
- *OS/390 MVS System Codes*, GC28-1780
- *OS/390 MVS Data Areas, Vol 1 (ABEP-DALT)*, SY28-1164
- *OS/390 MVS Data Areas, Vol 2 (DCCB-ITZYRETC)*, SY28-1165
- *OS/390 MVS Data Areas, Vol 3 (IVT-RCWK)*, SY28-1166
- *OS/390 MVS Data Areas, Vol 4 (RD-SRRA)*, SY28-1167
- *OS/390 MVS Data Areas, Vol 5 (SSAG-XTLST)*, SY28-1168

ISPF Publications

- *OS/390 ISPF Services Guide*, SC28-1272
- *OS/390 ISPF Dialog Developer's Guide and Reference*, SC28-1273

IBM Compiler and Library for REXX/370

- *Introducing the Next Step in REXX Programming*, G511-1430
- *User's Guide and Reference*, SH19-8160

Bibliography

Index

A

ABMSGSP 245
ABND806 244
ACEPTR 244
ACTSEG 245
ACTSEGA 245
ACTSEGB 245
ACTSL 245
ADFCMD 1
ADFDDDB 3
ADFENV 7
ADFFBD 9
ADFFUN 11
ADFLSD 13
ADFMTGT 15
ADFMTPT 17
ADFPFK 19
ADFRDF 21
ADFSCNTL 25
ADFSDB 27
ADFSDM 29
ADFSTCK 31
ADFSTP 33
ADFSTS 35
ADFSTW 37
ADFWIN 39
ADTAB_ABEND@ 91
ADTAB_ABEND@_HIBIT 91
ADTAB_ARRAY@ 91
ADTAB_ARRAY@_HIBIT 91
ADTAB_COUNT@ 91
ADTAB_ECTADDR@ 91
ADTAB_ECTADDR@_HIBIT 91
ADTAB_FUNCTION@ 91
ADTAB_LIKE@ 91
ADTAB_LOADLIB@ 91
ADTAB_REASON@ 91
ADTAB_REASON@_HIBIT 91
AMSGLIST 245
AMSGSEG 245
ANUMSEG 245
ARCODE 245
ARGTABLE_ENTRY
 See IRXARGTB
ASCANAP 244
ASCANFLG 245
ASCBPTR 247
ASRPARM 245
ASRPLPTR 244
ASXBPTR 247
ATCHNOW 244

ATTCHPTR 244
ATTCHSP 245
ATTEXC2 248

B

BCDIR 41
BCMSG 43
BKGMODE 248
BLANKB 244
BLDLELNG 245
BLDLENT 245
BLDLLST 245
BLDLNAME 245
BLDLRC 246
BLDLTRZ 245
BRK
 See BRKELEM
BRKELEM 45

C

CA 47
CAFMAP 57
CAFRPARAM_MAPPING_MACRO
 See IKJCAFRP
CALLNOW 244
CALLPARAM
 See FFIB
CALLSWS 244
CALLWA 245
CDCBPTR 244
CDCBSP 245
CHSDCPRB 59
CLIST and I/O Services I/O LAR Data Block 147
CLOSESP 245
CMDACTP 247
CMDPARMS
 See ADFCMD
COMPGMTB_HEADER
 See IRXCMPTB
Component Ownership
 28502
 CNCCB 97
 CNMCB 101
 Enhanced Connectivity Facility
 INITTERM 141
 IKJTLS 135
 Scheduler (28502)
 IKJEFTSJ 109
 IKJEFTSV 111
 Session Manager (28505)
 ADFCMD 1
 ADFDDDB 3

Component Ownership (continued)

Session Manager (28505) (continued)

ADFENV 7
ADFFBD 9
ADFFUN 11
ADFLSD 13
ADFMTGT 15
ADFMTPT 17
ADFPFK 19
ADFRDF 21
ADFSCNTL 25
ADFSDB 27
ADFSDM 29
ADFSTCK 31
ADFSTP 33
ADFSTS 35
ADFSTW 37
ADFWIN 39

TSO/E EDIT (28501)

IKJEBECA 47

TSO/E MVSSERV (28507)

CHSDCPRB 59

TSO/E REXX (28508)

ENVBLOCK 159
IRXARGTB 151
IRXCMPTB 153
IRXDSIB 155
IRXEFPL 157
IRXENVT 161
IRXEVALB 163
IRXEXECB 165
IRXEXTE 167
IRXFPDIR 169
IRXINSTB 171
IRXMODNT 173
IRXPACKT 175
IRXPARMB 177
IRXSHVB 181
IRXSUBCT 183
IRXWORKB 185

TSO/E Scheduler (28502)

BCDIR 41
BCMSG 43
CAFMAP 57
CONTAB 63
CPPL 65
CSOA 67
CSPL 69
DFPARMS 71
ECT 75
EXITLIST 77
FFIB 81
FIBCPARM 83
FREESRCH 85
GFPARMS 87
GTPB 89
IKJADFMT 91

Component Ownership (continued)

TSO/E Scheduler (28502) (continued)

IKJCAFRP 93
IKJEESCB 103
IKJEFFPT 107
IKJEFUDL 113
IKJPPE 129
IKJTBLMP 133
IKJVEPL 137
IKJWHEN 139
IKJZT306 85
INSTACK 145
IOD 147
IOPL 149
LSD 187
LWA 189
MSGTABLE 199
OUTCOMB 203
PGPB 207
PPL 209
PRMB 211
PSCB 215
PTPB 217
R1BC 219
SSCS 221
STPB 223
TIB 235
TMP3 259
TMPPB 241
TMPWA 243
TPL 261
TPLE 263
TSP 265
TSVT 267
UPT 271
USDIR 273
USMSG 275

TSO/E Scheduler(28502)

STPL 225

TSO/E TEST (28503)

BRKELEM 45
IKJEGDBE 115
IKJEGDME 117
IKJEGSIB 119
IKJEGSTE 121
IKJEGSTL 123
IKJEGSVB 125
IKJEGSVQ 127
IKJTABLK 131
TCOMTAB 227

TSO/E TRANSMIT/RECEIVE (28504)

INMTEXTU 143

Connectivity Programming Request Block 59

CONSOLE Command Control Block 97

CONTAB 63

CPABECB 246
CPPL 65
CPPLPTR 244
CPPLSP 245
CPRB
 See CHSDCPRB
CRCODE 246
CSOA 67
CSOAPTR 244
CSOASP 245
CSOASP2 245
CSPL 69
CSPLPTR 244
CSPLSP 245
CSPLSP2 245
CTLBKSP 245
CTLBLKA 245
CTLBLKL 245
CTLBLKN 245

D

DAIRRC 246
DAPB0PTR 246
DAPBSP 245
DAPLPTR 244
DAPLSP 245
DCBPTR 244
DCBSP 245
DDBBLOCK
 See ADFDDB
DFBUFS
 See DFPARMS
DFID
 See DFPARMS
DFPARMS 71
DIDCALL 250
Display Description Buffer 3
DOACTV 248
DOATTN 248
DOCHKAT 248
DOCHKCP 248
DODONE 247
DOFRECB 248
DOGETC 247
DOIMPLX 248
DOINVOK 247
DOLIST 247
DOPSTRT 248
DOPUTM 248
DORELS 244
DOSCAN 247
DOSETBF 248
DOSETTB 248
DOTEST 248

DOWAIT 248
DRSAPF 248
DSIB_INFO
 See IRXDSIB
DSNBUF 246
DSNBUFFR 246
DSNLENG 246
DSOPEN 244
DSSEG 246
DSSGLEN 246
DSSGOFF 246
DSSGTX 246
DUIDL
 See IKJEFUDL
DYNAPPTR 244
DYNASP 245
DYNATUB 245

E

EBCDPTR 244
ECBLPTR 246
ECT 75
ECTPTR 247
ECTSP 245
Edit Command Processor Communication Area 47
EESCB_CHKBRD 103
EESCB_DATASET 104
EESCB_DATE 104
EESCB_DATE_AND_TIME 104
EESCB_DIR_NUM 104
EESCB_FLAGS_1 103
EESCB_IDENTIFIER 103
EESCB_LENGTH 103
EESCB_LEVEL 104
EESCB_LOGNAME 104
EESCB_MEMBER 104
EESCB_MSGPROTECT 104
EESCB_NAME 104
EESCB_OPERSEND 103
EESCB_OPERSEWAIT 104
EESCB_PARM 103
EESCB_PRI_NUM 104
EESCB_RESERVED1 103
EESCB_RESERVED2 104
EESCB_SAVE 103
EESCB_SEC_NUM 104
EESCB_SYSNAME 104
EESCB_SYSPLEXSHR 104
EESCB_SYSPLEXSHR_INI 104
EESCB_SYSPLEXSHR_XCF 104
EESCB_TIME 104
EESCB_USEBRD 103
EESCB_USERLOG_SIZE 104
EESCB_USERSEND 103

EESCB_VERSION 103
 efp1
 See IRXEFPL
 EFTSI_ABEND 110
 EFTSI_ABEND@ 109
 EFTSI_ABEND@_HIBIT 109
 EFTSI_ECTPARAM 109
 EFTSI_ECTPARAM@ 109
 EFTSI_ECTPARAM@_HIBIT 109
 EFTSI_ERROR 110
 EFTSI_ERROR@ 109
 EFTSI_ERROR@_HIBIT 109
 EFTSI_REASON 110
 EFTSI_REASON@ 109
 EFTSI_REASON@_HIBIT 109
 EFTSI_RESERVED 109
 EFTSI_RESERVED@ 109
 EFTSI_RESERVED@_HIBIT 109
 EFTSI_TOKEN 109
 EFTSI_TOKEN@ 109
 EFTSI_TOKEN@_HIBIT 109
 EFTSI_TOKEN1 109
 EFTSI_TOKEN2 110
 EFTSI_TOKEN3 110
 EFTSI_TOKEN4 110
 EFTST_ABEND 112
 EFTST_ABEND@ 111
 EFTST_ABEND@_HIBIT 111
 EFTST_ECTPARAM 111
 EFTST_ECTPARAM@ 111
 EFTST_ECTPARAM@_HIBIT 111
 EFTST_ERROR 112
 EFTST_ERROR@ 111
 EFTST_ERROR@_HIBIT 111
 EFTST_REASON 112
 EFTST_REASON@ 111
 EFTST_REASON@_HIBIT 111
 EFTST_RESERVED 111
 EFTST_RESERVED@ 111
 EFTST_RESERVED@_HIBIT 111
 EFTST_TOKEN 111
 EFTST_TOKEN@ 111
 EFTST_TOKEN@_HIBIT 111
 EFTST_TOKEN1 111
 EFTST_TOKEN2 111
 EFTST_TOKEN3 112
 EFTST_TOKEN4 112
 Enhanced Connectivity Facility Initialization/Termination
 Area 141
 ENVBLOCK
 See ADFENV
 ENVTABLE_HEADER
 See IRXENVT
 EVALBLOCK
 See IRXEVALB

EXECBLK
 See IRXEXECB
 EXITLIST 77
 Extended TGET Parameter List 15
 Extended TPUT Parameter List 17
 External Functions Parameter List 157

F

FBDBLOCK
 See ADFFBD
 FFIB 81
 FIB Installation Exit Parameter List 77
 FIB Modules Parameter List 83
 FIBCID 83
 FIBCLEN 83
 FIBCMDBF 83
 FIBCPARM 83
 FIBCPPLC 83
 FIBCPPLE 83
 FIBCPPLP 83
 FIBCPPLU 83
 FIBCSAVE 83
 FIBCUSER 83
 FIBECTCN 83
 FIBECTNO 83
 FIBFLAGS 83
 FIBHEADR 83
 FIBMAINT
 See FFIB
 FIBPARMS
 See FFIB
 FIBPRFIL
 See FFIB
 FIBPSCBL 83
 FIBPSCBU 83
 FLOFLGS 247
 FLOFLGS1 247
 FLOFLGS2 247
 FLOFLGS3 248
 FLOFLGS4 248
 FMLCSP 245
 FPCKDIR_HEADER
 See IRXFPDIR
 Free Search Record 85
 FRSTEX 244
 FRSTLAB 244
 FUNBLOCK
 See ADFFUN
 Function Block Directory 9
 Function Descriptor Block 11

G

Getline Parameter Block 89

GFPARMS 87
GMBRNOW 244
GTPB 89
GTPBPTR 244
GTPBSP 245

I

I/O Services Instorage Stack Element 145

IEFSSCS
 See SSCS
IEMSGBUF
 See EXITLIST
IEOUPTL
 See EXITLIST
IEREPLY
 See EXITLIST
IESUBCTL
 See EXITLIST
IKJ55101 213
IKJ55102 213
IKJ55103 213
IKJ55104 213
IKJ55105 213
IKJ55106 213
IKJ55107 213
IKJ55108 213
IKJ55110 213
IKJ55112 213
IKJ55114 213
IKJ55115 213
IKJ55116 213
IKJ55117 213
IKJ55118 213
IKJ55120 214
IKJ55121 214
IKJ55123 214
IKJ55124 214
IKJ55125 214
IKJ55126 214
IKJ55127 214
IKJ55128 214
IKJ55130 214
IKJ55131 214
IKJ55132 214
IKJ55133 214
IKJ55134 214
IKJ713I 213
IKJ714I 213
IKJ715 214
IKJ716 214
IKJADFMT_PLIST 91
IKJCAFPL
 See CAFMAP
IKJCAFRP 93

IKJCPPL
 See CPPL
IKJCSOA
 See CSOA
IKJCSPL
 See CSPL
IKJCTIOD
 See IOD
IKJEBECA
 See CA
IKJEBECX
 See CA
IKJECT
 See ECT
IKJEESCB 103
IKJEFFB2
 See FIBCPARM
IKJEFFCT
 See CONTAB
IKJEFFDF
 See DFPARMS
IKJEFFGF
 See GFPARMS
IKJEFFIB
 See FFIB
IKJEFFIE
 See EXITLIST
IKJEFFMT
 See MSGTABLE
IKJEFFPT 107
IKJEFLWA
 See LWA
IKJEFTSJ 109
IKJEFTSV 111
IKJEFUDL 113
IKJEGDBE 115
IKJEGDME 117
IKJEGSIB 119
IKJEGSTE 121
IKJEGSTL 123
IKJEGSVQ 127
IKJGTPB
 See GTPB
IKJINSTK
 See INSTACK
IKJIOPL
 See IOPL
IKJLSD
 See LSD
IKJOCMTB
 See OUTCOMB
IKJPGPB
 See PGPB
IKJPPE 129
IKJPPL
 See PPL

IKJPRMB
 See PRMB
IKJPSCB
 See PSCB
IKJTPB
 See PTPB
IKJSTPB
 See STPB
IKJSTPL
 See STPL
IKJTABLK 131
IKJTBLMP 133
IKJTIB
 See TIB
IKJTLS 135
IKJTMP3
 See TMP3
IKJTMPPB
 See TMPPB
IKJTPL
 See TPL
IKJTPLE
 See TPLE
IKJTSP
 See TSP
IKJTSVT
 See TSVT
IKJUPT
 See UPT
IKJVEPL 137
IKJWHEN 139
IKJZT301
 See R1BC
IKJZT302
 See BCDIR
IKJZT303
 See BCMSG
INITTERM 141
INMBLKSZ 143
INMCREAT 144
INMDDNAM 143
INMDIR 143
INMDSNAM 143
INMDSORG 143
INMERRCD 143
INMEXPDT 143
INMFACK 143
INMFNODE 143
INMFTIME 143
INMFUID 143
INMFVERS 143
INMLCHG 143
INMLRECL 143
INMLREF 143
INMMEMBR 143

INMNUMF 143
INMRECCT 143
INMRECFM 143
INMSECND 143
INMSIZE 144
INMTERM 143
INMTEXTU 143
INMTNODE 143
INMTTIME 143
INMTUID 143
INMTYPE 144
INMUSERP 143
INMUTILN 143
INSTACK 145
INSTBLK
 See IRXINSTB
IOD 147
IOPL 149
IOPLPTR 244
IRXARGTB 151
IRXCMPBT 153
IRXDSIB 155
IRXEFPL 157
IRXENVT 161
IRXEVALB 163
IRXEXECB 165
IRXFPDIR 169
IRXINSTB 171
IRXMODNT 173
IRXPACKT 175
IRXPARMB 177
IRXSHVB 181
IRXSUBCT 183
IRXWORKB 185

J

JOBLIST
 See IKJEFFPT
JOBNAME/JOBID Parameter List for TSO/E
 CANCEL/STATUS modules 107
JSCBPTR 247

L

LENLWA 195
LENPARM 246
Linkage Assist Routine Parameter List 265
LINKNOW 244
List Stream Directory Block 13
LOADNOW 244
Logon Address Table 133
LOGONADD
 See IKJTBLMP
LSD 187

LSDBLOCK
 See ADFLSD
LWA 189
LWA00026 194
LWA00027 194
LWA622AB 193
LWAABCE 189
LWAABFLD 190
LWAACCT 189
LWAADVLF 194
LWAAECB 189
LWAAECBP 191
LWAATR1 191
LWAATR2 191
LWABEND 191
LWABLK 193
LWABND 190
LWABUPT 191
LWAC441 193
LWACHECK 192
LWACMD 193
LWACNCCB 194
LWACNPR 194
LWACNPRF 194
LWACT429 194
LWACT440 192
LWACTDBC 193
LWACTLS 190
LWACTLS2 193
LWADCBCT 194
LWADEST 191
LWADEST2 192
LWADISC 191
LWADTSEG 195
LWADYSEG 195
LWAECBA 193
LWAEFT30 192
LWAEFT40 192
LWAEFT45 192
LWAEFT52 192
LWAEFT53 192
LWAEFT55 192
LWAEFT56 192
LWAEELST 191
LWAEOEL 191
LWAEXITP 193
LWAFAIL 191
LWAFLAG1 193
LWAFLAG2 193
LWAFLGS 190
LWAFLGS4 190
LWAFLGS5 192
LWAFREE 195
LWAFSLGN 190
LWAFSRAC 190

LWAFSTXT 190
LWAGBWKA 192
LWAGENER 194
LWAGETL 193
LWAILGN 190
LWAINX1 190
LWAIIOBUF 193
LWAIPLWO 193
LWAISPDT 195
LWAJJCL 191
LWAJSEL 189
LWALA 190
LWALACCT 193
LWALACT 192
LWALB 190
LWALC 190
LWALE 190
LWALEA 190
LWALG 190
LWALGB 190
LWALGCMD 192
LWALGM 190
LWALH 190
LWALI 190
LWALIO 192
LWALJ 190
LWALJA 192
LWALJH 192
LWALJU 192
LWALK 190
LWALL 190
LWALPA 192
LWALPCNT 190
LWALPGN 192
LWALPRC 192
LWALPROC 193
LWALRGN 192
LWALS 190
LWALSECL 194
LWALTBC 190
LWALVTSO 195
LWALWA 189
LWALWC 193
LWAMAIL 191
LWAMCK 190
LWAMSRM@ 195
LWANAME 191
LWANETL 193
LWANERPW 193
LWANFSL 191
LWANONQ 191
LWANOPR 191
LWANORDR 190
LWANOSAV 194
LWANOTC 191

LWANOUA	193	LWASECLB	193
LWANQDQ	191	LWASER	192
LWANUAD	191	LWASICSP	190
LWANUADE	191	LWASLANG	194
LWAOID	191	LWASOUT	191
LWAPASCB	189	LWASPASS	191
LWAPBCE	189	LWASPF	192
LWAPCK	190	LWASRWA	192
LWAPDCB	190	LWASRWA1	194
LWAPECB	189	LWASRWAA	192
LWAPECBP	191	LWASTCB	192
LWAPECT	189	LWASTCK	193
LWAPHAS2	193	LWASTGEN	194
LWAPHASE	190	LWASTGST	194
LWAPLANG	194	LWASUBC	191
LWAPPTR	189	LWASUBH	191
LWAPRMLB	194	LWASUBM	191
LWAPROSP	194	LWASVAL	192
LWAPSCB	189	LWASVTAD	194
LWAPSW	190	LWASWKA	192
LWAPTGT	193	LWASYSIN	194
LWAPTID	190	LWASYSR	194
LWAPTR	247	LWAT441R	194
LWAPTR1	248	LWATAP	192
LWAPUTL	193	LWATAPLD	195
LWAQTIP	190	LWATAPLN	194
LWARACF	190	LWATAPST	194
LWARACI	190	LWATCB02	192
LWARAP	193	LWATCON	191
LWARBA	193	LWATCON1	192
LWARBBMC	192	LWATCPU	191
LWARCDE	191	LWATCPU1	191
LWARECON	193	LWATE2	192
LWARESV4	193	LWATE2LD	194
LWARFLEA	193	LWATE2LN	194
LWARNM	191	LWATE2ST	194
LWARNML	191	LWATE8	192
LWARSV1	192	LWATE8LD	194
LWARSV10	194	LWATE8LN	194
LWARSV11	194	LWATE8ST	194
LWARSV12	194	LWATERM	194
LWARSV2	192	LWATEST	189
LWARSV3	192	LWATMPPB	195
LWARSV4	193	LWATMPW3	192
LWARSV5	193	LWATNBT	190
LWARSV6	193	LWATNS	192
LWARSV7	194	LWATNSLD	195
LWARSV8	194	LWATNSLN	194
LWARSV9	194	LWATNSST	194
LWARSVD1	194	LWATOKEN	194
LWARSVD4	192	LWATSENV	194
LWARTCD	191	LWATSLEN	195
LWARTRAS	194	LWATSOGR	192
LWASBCE	189	LWATSOLV	191
LWASECB	189	LWATSRU	191

LWATSRU1 191
LWATSTTR 195
LWAUFAI 190
LWAUNIT 191
LWAVBKGD 194
LWAVCPPL 194
LWAVECBP 194
LWAVFLGS 194
LWAVJST 194
LWAVTAM 190
LWAWHOIF 193
LWAWHOIN 195
LWAWHORA 195
LWAWHOUA 195
LWAXXXX 192

M

Macro IDs

ADFCMD 1
ADFDDDB 3
ADFENV 7
ADFFBD 9
ADFFUN 11
ADFLSD 13
ADFMTGT 15
ADFMTPT 17
ADFFPK 19
ADFRDF 21
ADFSCNTL 25
ADFSDDB 27
ADFSDM 29
ADFSTCK 31
ADFSTP 33
ADFSTS 35
ADFSTW 37
ADFWIN 39
BRKELEM 45
CHSDCPRB 59
IEFSSCS 221
IKJADFMT 91
IKJCAFPL 57
IKJCAFRP 93
IKJCNCCB 97
IKJCNMCB 101
IKJCPPL 65
IKJCSOA 67
IKJCSPL 69
IKJCTIOD 147
IKJEBECA 47
IKJECT 75
IKJEESCB 103
IKJEFFB2 83
IKJEFFCT 63
IKJEFFDF 71
IKJEFFGF 87

Macro IDs (continued)

IKJEFFIB 81
IKJEFFIE 77
IKJEFFMT 199
IKJEFFPT 107
IKJEFLWA 189
IKJEFTSJ 109
IKJEFTSV 111
IKJEFUDL 113
IKJEGDBE 115
IKJEGDME 117
IKJEGSIB 119
IKJEGSTE 121
IKJEGSTL 123
IKJEGSVB 125
IKJEGSVQ 127
IKJGTPB 89
IKJINSTK 145
IKJIOPL 149
IKJLSD 187
IKJOCMTB 203
IKJPGPB 207
IKJPPE 129
IKJPPL 209
IKJPRMB 211
IKJPSCB 215
IKJPTPB 217
IKJSTPB 223
IKJSTPL 225
IKJTABLK 131
IKJTBLMP 133
IKJTIB 235
IKJTLS 135
IKJTMP3 259
IKJTMPPB 241
IKJTMPWA 243
IKJTPL 261
IKJTPLE 263
IKJTSP 265
IKJTSVT 267
IKJUPT 271
IKJVEPL 137
IKJWHEN 139
IKJZT301 219
IKJZT302 41
IKJZT303 43
IKJZT304 273
IKJZT305 275
IKJZT306 85
INITTERM 141
INMTEXTU 143
IRXARGTB 151
IRXCMPTB 153
IRXDSIB 155
IRXEFPL 157
IRXENVB 159

Macro IDs (*continued*)

IRXENVT 161
IRXEVALB 163
IRXEXECB 165
IRXEXTE 167
IRXFPDIR 169
IRXINSTB 171
IRXMODNT 173
IRXPACKT 175
IRXPARMB 177
IRXSHVB 181
IRXSUBCT 183
IRXWORKB 185
TCOMTAB 227
MBRDLEN 246
MBRDSEG 246
MBRDTXT 246
MBRSEG 246
MBRSLEN 246
MBRSOFF 246
MBRSTXT 246
MCFLGS1 248
MCTLFLGS 248
MDYNASP 249
MESSAGE
 See EXITLIST
Message Control Block 101
MODEMSP 245
MODESSP 245
MODNAMET
 See IRXMODNT
MSG56413 195
MSG56414 195
MSG56415 195
MSG56416 195
MSG56417 195
MSG56419 195
MSG56421 195
MSG56421X 195
MSG56425 195
MSG56426 195
MSG56431 195
MSG56432 195
MSG56433 195
MSG56434 195
MSG56435 195
MSG56436 195
MSG56437 196
MSG56438 196
MSG56439 196
MSG56440 196
MSG56441 196
MSG56442 196
MSG56443 196
MSG56444 196

MSG56471 196
MSG56488 196
MSG56489 196
MSG56490 196
MSG56493 196
MSG56494 196
MSG56498 196
MSG56499 196
MSG610 196
MSG611 196
MSG612 196
MSG613 196
MSG614 196
MSGNO 246
MSGTABLE 199
MTPL 249
MTPLCBUF 249
MTPLECT 249
MTPLPS 249
MTPLPSCB 249
MTPLUPT 249

N

NONSCUR 244
NXTCMD 245

O

OPENSP 245
OUTCOMB 203
Output Communications Table 203

P

PACKTB_HEADER
 See IRXPACKT
Parameter List for the CLIST Attention Facility 57
Parameter List for the CLIST Attention Facility Recovery
 Routine 93
PARMBLOCK
 See IRXPARMB
PARMFLD 246
PARMLIST
 See EXITLIST
 See IKJEFFPT
PARMS 246
Parse Parameter Element 129
PARSE Parameter List 209
PARSPARM 246
PCFDA 244
PDLADDR 246
PDLADDR2 246
PDLPRES 244
PFK\$AMP
 See ADFPFK

PFK\$P
 See ADFPFK
 PFKATBLK
 See ADFPFK
 PFKBLOCK
 See ADFPFK
 PGPB 207
 PGPBPTR 244
 PGPBSP 245
 PPE
 See IKJPPE
 PPL 209
 PPLIST 246
 PPLPTR 244
 PPLSP 245
 PPWORKAR 246
 PRM_ADDR_OF_BUFFER 211
 PRM_ADRPL_PTR 212
 PRM_ALL_TABLES_BUILT 213
 PRM_ALLOCATE 213
 PRM_AUTH_TBL_SUBP 213
 PRM_BAD_PARSE 211
 PRM_BLANKLINE 211
 PRM_CHECK_OP 213
 PRM_CLOSE_PARMLIB 211
 PRM_CMD_CNTR 211
 PRM_COMMON_SUBP 213
 PRM_CPPL_PTR 212
 PRM_DDNAME 212
 PRM_DDNAME_PRESENT 211
 PRM_DE_CNT 212
 PRM_DE_LEN 212
 PRM_DE_PTR 212
 PRM_DEFAULTS_FLAG 211
 PRM_DSN_INFO 212
 PRM_DSNAME 212
 PRM_DYNAREA_LEN 213
 PRM_ECBPTR 211
 PRM_ECTPTR 211
 PRM_ELE_LEN 213
 PRM_ENTRIES_CNTR 211
 PRM_EOF 211
 PRM_FINISH 213
 PRM_FLAGS 211
 PRM_FOOTPRINT_PTR 211
 PRM_FTPRNT_AREA 211
 PRM_GRPTAB_CNT 212
 PRM_GRPTAB_LEN 212
 PRM_GRPTAB_PTR 212
 PRM_ID 211
 PRM_IEEZB822_PTR 211
 PRM_INSUFFICIENT_MVS 211
 PRM_IPL_CALL 211
 PRM_LEN 211
 PRM_LIST_OP 213
 PRM_MSG_LEN 212
 PRM_MSG_OV1 212
 PRM_MSG_OV2 212
 PRM_MSG_PTR 212
 PRM_MSGID_IKJ701 212
 PRM_MSGID_IKJ702 212
 PRM_MSGID_IKJ703 212
 PRM_MSGID_IKJ704 212
 PRM_MSGID_IKJ705 212
 PRM_MSGID_IKJ706 212
 PRM_MSGID_IKJ707 212
 PRM_MSGID_IKJ708 212
 PRM_MSGID_IKJ709 212
 PRM_MSGID_IKJ710 212
 PRM_MSGID_IKJ711 213
 PRM_MSGID_IKJ712 213
 PRM_MSGID_IKJ720 213
 PRM_MSGID_IKJ730 213
 PRM_MSGID_IKJ731 213
 PRM_MSGTABLE_PTR 211
 PRM_MTABLE_ELE 212
 PRM_NOTHING_FOUND 211
 PRM_OPERATION 212
 PRM_PARMLIB_READ_ERR 211
 PRM_PLIB_PTR 211
 PRM_PLIBWORK_FIRST 211
 PRM_PMIT_PTR 212
 PRM_PRINT_BUFF_PTR 212
 PRM_PRMO3_ADDR 212
 PRM_PRMB878_PTR 211
 PRM_PRMCA_PTR 211
 PRM_RELEASE 213
 PRM_REMOTE_HANDLING 211
 PRM_REQ_CODE 212
 PRM_ROUTE_VAL 212
 PRM_SID_TEST_CMD 213
 PRM_SID_TEST_SUB 213
 PRM_SUFFIX 212
 PRM_SYSTAB_CNT 212
 PRM_SYSTAB_PTR 212
 PRM_TAP_TBL_CON 213
 PRM_TE2_TBL_CON 213
 PRM_TE8_TBL_CON 213
 PRM_TNS_TBL_CON 213
 PRM_TPVT_PTR 211
 PRM_UPDATE_OP 213
 PRM_UPTPTR 211
 PRM_VERS 211
 PRM_VOLUME 212
 PRMB 211
 PRMB_ID 212
 PRMB_VERS 212
 PRSMSSP 245
 PSCB 215
 PSCBACCT 215

PSCBATR1 215
 PSCBATR2 215
 PSCBATTN 215
 PSCBCHAR 216
 PSCBCNAU 215
 PSCBCTRL 215
 PSCBDEST 216
 PSCBDRBA 215
 PSCBEXD 216
 PSCBEXK 216
 PSCBEXL 216
 PSCBEXWD 216
 PSCBGPNM 215
 PSCBJCL 215
 PSCBLINE 216
 PSCBLTI2 215
 PSCBLTIM 215
 PSCBPTR 247
 PSCBRCVR 215
 PSCBRLGB 216
 PSCBRRBA 215
 PSCBRSZ 216
 PSCBSOUT 215
 PSCBSUBC 215
 PSCBSUBH 215
 PSCBSUBM 215
 PSCBU 216
 PSCBUPT 216
 PSCBUPTL 216
 PSCBUSER 215
 PSCBUSRL 215
 PSCBVMNT 215
 PTPB 217
 PTPBPTR 244
 PTPBSP 245
 PUTLRC 246

R

R1BC 219
 R1PGMLST 250
 R3SAVE 245
 RCODE 245
 RDFBLOCK
 See ADFRDF
 READYPTR 244
 RESCOM2 244
 RESCOM3 244
 RESCOM4 244
 RESCOMM 244
 RESERVE5 251
 RET
 See MSGTABLE
 REXX Argument Table (ARGTABLE) control block
 mapping 151

REXX Compiler Programming Table 153
 REXX Data Set Information Block Mapping 155
 REXX Environment Block 159
 REXX Environment Table (ENVTABLE) control block
 mapping 161
 REXX Evaluation Block (EVALBLOCK) control block
 mapping 163
 REXX EXEC Block Mapping (EXECBLK) 165
 REXX Function Package Directory mapping 169
 REXX Function Package Table (PACKTB) control block
 mapping 175
 REXX In-Storage Block (INSTBLK) control block
 mapping 171
 REXX Module Name Table (MODNAMET) control block
 mapping 173
 REXX Parameter Block (PARMBLOCK) control block
 mapping 177
 REXX Subcommand Table (SUBCOMTB) control block
 mapping 183
 REXX Vector of External Entry Points (IRXEXTE) control
 block mapping 167
 REXX Work Block Extension (WORKBLOK_EXT) control
 block mapping 185
 RLGBPTR 247
 RTRY51 249
 RTRY52 249
 RTRY53 249
 RTRYSA 249

S

SAVAR 245
 SAVARPTR 247
 SAVLNKA 248
 SAVLNKB 248
 SAVLNKC 248
 SAVLNKD 248
 SAVLNKE 248
 SAVLNKF 248
 SAVLNKG 248
 SAVLNKH 248
 SAVLNKJ 248
 SAVLNKK 248
 SAVLNKL 248
 SAVLNKM 248
 SAVLNKN 252
 SAVLNKO 252
 SAVLNKRS 248
 SAVRA 248
 SAVRB 248
 SAVRC 248
 SAVRM 248
 SCANAP 244
 SCANFLG 245
 SDBBLOCK
 See ADFSDB

SDMBLOCK
 See ADFSDM
 SEND PARMLIB Control Block 103
 Session Manager Command Parameter List 1
 Session Manager Current Window Descriptor Block 39
 Session Manager Environment Block 7
 Session Manager PF Key Descriptor Block 19
 Session Manager Program Stack Block 31
 Session Manager Stacked PF Key Block 33
 Session Manager Stacked Screen Entry 35
 Session Manager Stacked Window Block 37
 Session Manager Stream Control Block 25
 Session Manager Stream Descriptor Block 27
 Session Manager Stream Descriptor Extension of SDB 29
 Session Manager Vector and Control Table Block 21
 Shared REXX Variable Request Block mapping 181
 SHVBLOCK
 See IRXSHVB
 SIB
 See IKJEGSIB
 SKPATTN 244
 SNAPSP 245
 SRPLPTR 244
 SSCS 221
 SSOB Extension for Cancel/Status Function 221
 STAXPPTR 252
 STCKBLOK
 See ADFSTCK
 STE
 See IKJEGSTE
 STPB 223
 STPBLOCK
 See ADFSTP
 STPBPTR 244
 STPBSP 245
 STPL 225
 STPLPTR 244
 STPLSP 245
 STSBLOCK
 See ADFSTS
 STWBLOCK
 See ADFSTW
 SUBCOMTB_HEADER
 See IRXSUBCT
 SUBTOKPS
 See ADFCMD
 SVC Information Block Queue Element 127
 SVLNKE 248
 SVQ
 See IKJEGSVQ
 SWBIT 246
 SWITCHES
 See IKJEFFPT
 SYNCHSP 252

T

T0ASAVEP 248
 T2FLGT08 250
 T2T8T9F 251
 T3PARMS 252
 T3TAIE@ 252
 T3WKPTR2 252
 T7TDONE 244
 TAB
 See IKJTABLK
 TCBPTR 247
 TEPKEY 247
 Test Address Block 131
 Test Command Processor Communication Table 227
 Test Parameter List Extent 263
 TEST SVC Information Block 125
 TGTRETN
 See ADFMTGT
 TIB 235
 TIB2ATF 238
 TIB2BLF 238
 TIB2ESF 238
 TIB2LDF 238
 TIB2LKF 238
 TIB2PTF 238
 TIB2REF 238
 TIB2RTR 238
 TIB2SCF 238
 TIB2STF 238
 TIB2SXF 238
 TIB2TLF 238
 TIB2TV1F 238
 TIB2TV2F 238
 TIB2TV3F 238
 TIBADENV 237
 TIBADERR 237
 TIBAPPCE 238
 TIBASYE1 238
 TIBASYF1 238
 TIBASYNE 238
 TIBASYNF 238
 TIBATTN 237
 TIBAUTHF 236
 TIBBLDNP 235
 TIBCAUTH 235
 TIBCHAIN 235
 TIBCHAR 237
 TIBCKEY 235
 TIBCMDBF 236
 TIBCT02 236
 TIBEF 237
 TIBENVBA 236
 TIBERR 237
 TIBEXDP 236

TIBEXT	236	TIBUAERR	238
TIBFABNC	236	TIBUFAR	237
TIBFABND	237	TIBUNAL	237
TIBFILL	238	TIBUPRDS	235
TIBFLAG2	235	TIBVERIP	235
TIBFLAG3	236	TLS	
TIBFLAGS	235	IKJTLS	135
TIBFNF	237	TMP Interface Block	235
TIBFRC	236	TMP Work Area	243
TIBFRCN0	237	TMP Work Area 3	259
TIBFSYNE	237	TMP1ABNC	247
TIBITOKN	237	TMP1ECB2	246
TIBLEV	235	TMP1END	247
TIBLEVL	237	TMP1LEV	247
TIBNBKG	237	TMP1NAME	247
TIBNCL	237	TMP1RSNC	246
TIBNOTMP	237	TMP1TIME	244
TIBNOVAR	235	TMP1TQ2S	247
TIBNTSOE	237	TMP1TSFE	244
TIBNXCMD	236	TMP2AECB	249
TIBOUARE	237	TMP2ATIB	249
TIBOURDE	238	TMP2ATNP	249
TIBPAFLE	237	TMP2CAFP	252
TIBPFBLE	237	TMP2CLR	252
TIBPFFLE	237	TMP2CODE	250
TIBPINCS	237	TMP2DA2@	252
TIBPLATF	236	TMP2DAL@	252
TIBPLEN	237	TMP2DAL2	252
TIBPPLAE	237	TMP2DAT@	252
TIBPPLE	237	TMP2DAT2	252
TIBPRFLE	237	TMP2DATA	252
TIBPRODS	235	TMP2DATL	252
TIBPROSP	236	TMP2DEBUG	250
TIBPSPP	236	TMP2DL2@	252
TIBRAUTH	235	TMP2DMPF	251
TIBRC	236	TMP2DONE	250
TIBRECB	236	TMP2DYDC	253
TIBRECBP	236	TMP2EDST	252
TIBRES06	235	TMP2END	253
TIBRIOL	236	TMP2ENDQ	253
TIBRION	236	TMP2ENQR	252
TIBRSNC	236	TMP2ET01	253
TIBRT02	236	TMP2ET1A	253
TIBRWK2	236	TMP2ET1B	253
TIBSCSFL	237	TMP2ET1I	253
TIBSTMOD	235	TMP2EXDP	252
TIBT02AE	235	TMP2FAIL	251
TIBT08S1	235	TMP2FBSC	250
TIBT08S2	235	TMP2FCTL	250
TIBTCBP	236	TMP2FFLG	250
TIBTIB	235	TMP2FI01	250
TIBTIP	238	TMP2FISC	250
TIBTRAPA	236	TMP2FL02	251
TIBTRAPB	235	TMP2FLBC	251
TIBTVARS	235	TMP2FLI1	251

TMP2FLIC	251	TMP2RTRY	251
TMP2FLRC	251	TMP2RW02	251
TMP2FLTV	251	TMP2RWSC	251
TMP2FSUV	251	TMP2SA@	249
TMP2FT01	250	TMP2SL01	251
TMP2FT02	250	TMP2SL02	251
TMP2FT08	251	TMP2SL08	251
TMP2FTM1	250	TMP2SLBC	251
TMP2FTMC	250	TMP2SLIC	251
TMP2FTPV	251	TMP2SLPV	251
TMP2FTSC	250	TMP2SLRC	251
TMP2FU@2	252	TMP2SR14	251
TMP2FUN@	252	TMP2SRCT	252
TMP2FUN2	252	TMP2STAT	250
TMP2FUNC	252	TMP2SVCI	248
TMP2INIT	252	TMP2SYN1	249
TMP2LEV	250	TMP2SYN2	249
TMP2MAIN	250	TMP2T01E	253
TMP2MCAF	250	TMP2T02A	252
TMP2MCTL	250	TMP2T02F	251
TMP2MECB	249	TMP2T08S	252
TMP2MRG1	251	TMP2T5R0	253
TMP2MRG2	252	TMP2T5R1	253
TMP2MT01	250	TMP2T5RF	253
TMP2MT02	250	TMP2T5W1	253
TMP2MT08	250	TMP2T5WL	253
TMP2MTPV	250	TMP2TAIE	252
TMP2MTSC	250	TMP2TCBA	252
TMP2NAME	250	TMP2TIB@	249
TMP2NPAR	250	TMP2TP2W	252
TMP2NTSL	248	TMP2TPS2	252
TMP2PAGE	250	TMP2TPS3	252
TMP2PARM	249	TMP2TPSA	252
TMP2PGM	250	TMP2TPVR	250
TMP2PLEN	250	TMP2TSC2	251
TMP2POST	250	TMP2TSCA	248
TMP2PPTR	250	TMP2TSCF	251
TMP2PRO1	252	TMP2TSFC	248
TMP2PRO2	252	TMP2TSFG	250
TMP2PUR	250	TMP2TSFR	251
TMP2RBSC	251	TMP2TSLB	248
TMP2RCOV	250	TMP2TSP	252
TMP2READ	250	TMP2VFPR	250
TMP2REC	252	TMP2VT01	253
TMP2RET@	251	TMP2VT02	253
TMP2RG01	251	TMP2VT08	253
TMP2RG02	251	TMP2VTPV	253
TMP2RGP2	252	TMP2VTSC	253
TMP2RGPV	251	TMP2W1ST	250
TMP2RGQ2	253	TMP2W2ST	250
TMP2RGSC	251	TMP2WA2S	250
TMP2RINT	252	TMP2WAIT	250
TMP2RSVD	252	TMP2WRIT	250
TMP2RT02	251	TMP3	259
TMP2RTPV	251	TMP3AECB	260

TMP3AECF	260	TMPCTCB	246
TMP3AT02	259	TMPDE	249
TMP3ATTN	259	TMPDETCH	250
TMP3AW2	260	TMPECB2	246
TMP3CHAR	260	TMPECBAT	246
TMP3DECB	260	TMPECBL2	246
TMP3DECP	260	TMPECBL3	247
TMP3ENVB	259	TMPFLAG1	249
TMP3FLAG	259	TMPFLAG2	249
TMP3FREE	260	TMPFLAG3	249
TMP3LEV	259	TMPFLAG4	249
TMP3LEVL	260	TMPFLG1	250
TMP3NOAT	259	TMPFORCE	249
TMP3PECB	259	TMPIECB	243
TMP3PECP	259	TMPIECB2	246
TMP3RS02	259	TMPLOAD	250
TMP3RS03	259	TMPNECB	243
TMP3TBIU	259	TMPNFCMD	244
TMP3TECB	260	TMPPB	241
TMP3TECP	260	TMPR15RC	246
TMP3TIBQ	259	TMPRESV7	250
TMP3TIP	259	TMPRESV8	250
TMP3TMP3	259	TMPSC ECB	246
TMP3TSFA	259	TMPSC CTRL	244
TMP3TSFC	259	TMPSPLS	249
TMP3USAG	259	TMPSTAI	249
TMP3WA2	260	TMPSWAIT	246
TMP3WKA2	259	TMPSWS	244
TMP3WRK2	260	TMPT04	247
TMPABECB	249	TMPT042	247
TMPACTRL	244	TMPT043	247
TMPAECB	243	TMPT05	247
TMPAECB2	246	TMPT9ECB	244
TMPAECB3	247	TMPTECB	246
TMPAPF	249	TMPTECB3	247
TMPAPFCK	250	TMPTEST	244
TMPARALL	250	TMPTEST@	249
TMPBIT07	249	TMPTIME	247
TMPBLDAT	249	TMPTSKLB	249
TMPBLDL	249	TMPTSKRC	249
TMPBLDN	249	TMPTSTAU	249
TMPBLDNM	249	TMPURPA	244
TMPBLDNR	249	TMPW1LEN	249
TMPBUFF@	250	TMPW2LEN	249
TMPCALST	249	TMPWA2P	247
TMPCECB	243	TMPWRKA1	243
TMPCECB2	246	TMPWRKA2	247
TMPCECB3	247	TMPZEROS	245
TMPCMDW	244	TPL	261
TMPCMDWT	244	TPLAECB	243
TMPCP	249	TPLCBUF	243
TMPCPABN	249	TPLCECB	243
TMPCPCAL	249	TPLCTCB	243
TMPCPPL@	249	TPLE	263
TMPCPTST	249	TPLECBL	243

TPLECT	243	TSVREVAL	269
TPLIECB	243	TSVREXXE	269
TPLMECB	243	TSVRGETF	269
TPLNECB	243	TSVRGLER	269
TPLNTCB	243	TSVRINVR	269
TPLPSCB	243	TSVRLAB	269
TPLSPLS	243	TSVRNAUP	269
TPLSTAI	243	TSVRNOM	269
TPLTBUF	243	TSVRNORS	269
TPLTPLE	243	TSVRNSIZ	269
TPLUPT	243	TSVRROK	269
TRANSMIT/RECEIVE Network Record Text Units	143	TSVRPARAM	269
TSO STACK Parameter List	225	TSVRPROC	269
TSO/E Break Element	45	TSVRSVD2	269
TSO/E Broadcast Data Set Record 1	219	TSVRUNDF	269
TSO/E Broadcast Mail Directory Record	273	TSVRUNDG	269
TSO/E Broadcast Mail Message Record	275	TSVRUNDR	269
TSO/E Broadcast Notices Directory Record	41	TSVT	267
TSO/E Broadcast Notices Message Record	43	TSVTADTB	268
TSO/E Command Processor Parameter List	65	TSVTAPPC	268
TSO/E Command Scan Output Area	67	TSVTASF	267
TSO/E Command Scan Parameter List	69	TSVTBCMT	268
TSO/E Defer Break Element	115	TSVTBECB	268
TSO/E Defer Module Element	117	TSVTCAF	268
TSO/E Environment Control Table	75	TSVTCTAB	267
TSO/E Input/Output Parameter List	149	TSVTCTDB	268
TSO/E Internal Control Table for SUBMIT Command	63	TSVTCTIO	267
TSO/E List Source Descriptor	187	TSVTEF02	268
TSO/E Logon Work Area	189	TSVTEND	269
TSO/E Mapping Macro of SVC 100 Interface	81	TSVTESTK	268
TSO/E Message Issuer Parameter List	199	TSVTETVP	268
TSO/E Parameter List to General Failure Service Routine	87	TSVTEXCO	268
TSO/E Parameter List to IKJEFF18 (DAIRFAIL)	71	TSVTEXE	268
TSO/E PARMLIB control Block	211	TSVTFLA1	267
TSO/E Platform Block	241	TSVTFLG1	267
TSO/E Protected Step Control Block	215	TSVTFTS2	268
TSO/E PUTGET Parameter Block	207	TSVTGETL	268
TSO/E PUTLINE Parameter Block	217	TSVTINI	268
TSO/E STACK Parameter Block	223	TSVTINIT	268
TSO/E TEST ESTAE Exit Parameter List	123	TSVTINOI	268
TSO/E TEST Parameter List	261	TSVTLEV	267
TSO/E TEST Symbol Information Block	119	TSVTLMOD	268
TSO/E TEST Symbol Table Entry	121	TSVTLOA	268
TSO/E User Profile Table	271	TSVTLREL	268
TSO/E Vector Table	267	TSVTLTBL	267
TSP	265	TSVTLVER	268
TSVELOC	269	TSVTMDT@	269
TSVERETR	269	TSVTMSGI	268
TSVERSVD	269	TSVTMSR0	268
TSVEUPDT	269	TSVTMSTR	268
TSVIREXX	269	TSVTNCT	267
TSVNOIMP	269	TSVTNCTU	267
TSVRDUP	269	TSVTNETL	267
TSVRENV	269	TSVTOLAR	268
		TSVTPARS	268

TSVTPCN1 268
TSVTPCN2 268
TSVTPTGT 268
TSVTPUTL 268
TSVTRAF 268
TSVTRCVY 268
TSVTRIF 268
TSVTRSV1 267
TSVTRTRP 268
TSVTSCAN 268
TSVTSNTA 268
TSVTSTCK 268
TSVTSUBC 268
TSVTSVTA 268
TSVTSYML 268
TSVTT440 267
TSVTT441 268
TSVTT44X 268
TSVTTBLR 268
TSVTTBLS 268
TSVTTER 268
TSVTTERM 268
TSVTTO00 268
TSVTTPVT 268
TSVTTRAN 268
TSVTTSEFI 268
TSVTTSEFT 268
TSVTTSL 268
TSVTTSQL 268
TSVTTSVT 267
TSVTTVAR 268
TSVTUPDP 267
TSVTURPS 268
TSVTVACC 267
TSVTXCFU 268
TWRKA2B 248
TWRKA2C 249

WORK1 246
WORKBLOK_EXT
 See IRXWORKB
WRKA1PTR 247
WRKA2PTR 247

X

XTRCLST 245

U

UPT 271
UPTPTR 247
User Identification Data List 113

V

VEPL
 See IKJVEPL
Verify Exit Parameter List 137

W

WHEN Common Data Area 139
WINBLOCK
 See ADFWIN

Communicating Your Comments to IBM

OS/390

TSO/E

System Diagnosis: Data Areas

Publication No. SC33-6678-01

If you especially like or dislike anything about this book, please use one of the methods listed below to send your comments to IBM. Whichever method you choose, make sure you send your name, address, and telephone number if you would like a reply.

Feel free to comment on specific errors or omissions, accuracy, organization, subject matter, or completeness of this book. However, the comments you send should pertain to only the information in this manual and the way in which the information is presented. To request additional publications, or to ask questions or make comments about the functions of IBM products or systems, you should talk to your IBM representative or to your IBM authorized remarketer.

When you send comments to IBM, you grant IBM a nonexclusive right to use or distribute your comments in any way it believes appropriate without incurring any obligation to you.

If you are mailing a reader's comment form (RCF) from a country other than the United States, you can give the RCF to the local IBM branch office or IBM representative for postage-paid mailing.

- If you prefer to send comments by mail, use the RCF at the back of this book.
- If you prefer to send comments by FAX, use this number:
 - FAX: (International Access Code)+1+914+432-9405
- If you prefer to send comments electronically, use one of these network IDs:
 - IBM Mail Exchange: USIB6TC9 at IBMMAIL
 - Internet e-mail: mhvrdfs@us.ibm.com
 - World Wide Web: <http://www.ibm.com/s390/os390/>

Make sure to include the following in your note:

- Title and publication number of this book
- Page number or topic to which your comment applies

Optionally, if you include your telephone number, we will be able to respond to your comments by phone.

Reader's Comments — We'd Like to Hear from You

OS/390

TSO/E

System Diagnosis: Data Areas

Publication No. SC33-6678-01

You may use this form to communicate your comments about this publication, its organization, or subject matter, with the understanding that IBM may use or distribute whatever information you supply in any way it believes appropriate without incurring any obligation to you. Your comments will be sent to the author's department for whatever review and action, if any, are deemed appropriate.

Note: Copies of IBM publications are not stocked at the location to which this form is addressed. Please direct any requests for copies of publications, or for assistance in using your IBM system, to your IBM representative or to the IBM branch office serving your locality.

Today's date: _____

What is your occupation?

Newsletter number of latest Technical Newsletter (if any) concerning this publication:

How did you use this publication?

- | | | | |
|--------------------------|-------------------------------|--------------------------|------------------------|
| <input type="checkbox"/> | As an introduction | <input type="checkbox"/> | As a text (student) |
| <input type="checkbox"/> | As a reference manual | <input type="checkbox"/> | As a text (instructor) |
| <input type="checkbox"/> | For another purpose (explain) | | |

Is there anything you especially like or dislike about the organization, presentation, or writing in this manual? Helpful comments include general usefulness of the book; possible additions, deletions, and clarifications; specific errors and omissions.

Page Number:

Comment:

Name

Address

Company or Organization


Phone No.




Fold and Tape

Please do not staple

Fold and Tape



NO POSTAGE
NECESSARY
IF MAILED IN THE
UNITED STATES



BUSINESS REPLY MAIL

FIRST-CLASS MAIL PERMIT NO. 40 ARMONK, NEW YORK

POSTAGE WILL BE PAID BY ADDRESSEE

IBM Corporation
Department 55JA, Mail Station P384
2455 South Road
Poughkeepsie, NY 12601-5400



Fold and Tape

Please do not staple

Fold and Tape



Program Number: 5647-A01



Printed in the United States of America
on recycled paper containing 10%
recovered post-consumer fiber.

SC33-6678-01

