

z/OS



# TSO/E

## System Diagnosis: Data Areas



z/OS



# TSO/E

## System Diagnosis: Data Areas

**Note**

Before using this information and the product it supports, be sure to read the general information under “Notices” on page 241.

This edition applies to version 1, release 13 of z/OS (5694-A01), and to all subsequent releases and modifications until otherwise indicated in new editions.

This is a major revision of GA22-7792-06.

© **Copyright International Business Machines Corporation 1992, 2011. All rights reserved.**

US Government Users Restricted Rights – Use, duplication or disclosure restricted by GSA ADP Schedule Contract with IBM Corp.

---

# Contents

<b>About this document</b> . . . . .	vi	<b>CA</b> . . . . .	34
Who should use this document . . . . .	vi	<b>CAFMAP</b> . . . . .	44
How to use this document . . . . .	vi	<b>CHSDCPRB</b> . . . . .	46
The header . . . . .	vi	<b>CONTAB</b> . . . . .	49
Data area map . . . . .	vii	<b>CPPL</b> . . . . .	51
Cross reference . . . . .	viii	<b>CSOA</b> . . . . .	52
Where to find more information . . . . .	viii	<b>CSPL</b> . . . . .	53
The z/OS Basic Skills Information Center . . . . .	viii	<b>DFPARMS</b> . . . . .	54
 		<b>ECT</b> . . . . .	57
<b>How to send your comments to IBM</b> . . . . .	x	<b>EXITLIST</b> . . . . .	59
If you have a technical problem . . . . .	x	<b>FFIB</b> . . . . .	63
 		<b>FIBCPARM</b> . . . . .	65
<b>Summary of changes</b> . . . . .	xi	<b>FREESRCH</b> . . . . .	66
 		<b>GFPARMS</b> . . . . .	67
<b>ADFCMD</b> . . . . .	1	<b>GTPB</b> . . . . .	69
<b>ADFDDDB</b> . . . . .	2	<b>IKJADFMT</b> . . . . .	70
<b>ADFENV</b> . . . . .	5	<b>IKJCAFRP</b> . . . . .	72
<b>ADFFBD</b> . . . . .	6	<b>IKJCNCCB</b> . . . . .	76
<b>ADFFUN</b> . . . . .	7	<b>IKJCNMCB</b> . . . . .	80
<b>ADFLSD</b> . . . . .	8	<b>IKJCTLT</b> . . . . .	81
<b>ADFMTGT</b> . . . . .	9	<b>IKJEESCB</b> . . . . .	83
<b>ADFMTPT</b> . . . . .	11	<b>IKJEFFPT</b> . . . . .	89
<b>ADFPFK</b> . . . . .	13	<b>IKJEFTSJ</b> . . . . .	91
<b>ADFRDF</b> . . . . .	15	<b>IKJEFTSV</b> . . . . .	93
<b>ADFSCNTL</b> . . . . .	19	<b>IKJEFUDL</b> . . . . .	95
<b>ADFSDB</b> . . . . .	20	<b>IKJEGDBE</b> . . . . .	96
<b>ADFSDM</b> . . . . .	22	<b>IKJEGDME</b> . . . . .	97
<b>ADFSTCK</b> . . . . .	24	<b>IKJEKSIB</b> . . . . .	98
<b>ADFSTP</b> . . . . .	25		
<b>ADFSTS</b> . . . . .	26		
<b>ADFSTW</b> . . . . .	27		
<b>ADFWIN</b> . . . . .	28		
<b>BCDIR</b> . . . . .	30		
<b>BCMSG</b> . . . . .	31		
<b>BRKELEM</b> . . . . .	32		

IKJEGSTE . . . . .	100	IRXPARMB . . . . .	155
IKJEGSTL . . . . .	102	IRXSHVB . . . . .	158
IKJEGSVB . . . . .	103	IRXSUBCT . . . . .	160
IKJEGSVQ . . . . .	105	IRXWORKB . . . . .	162
IKJEXTAB . . . . .	106	LSD . . . . .	164
IKJPPE . . . . .	108	LWA . . . . .	165
IKJTABLK . . . . .	110	MSGTABLE . . . . .	178
IKJTBLMP . . . . .	112	OUTCOMB . . . . .	182
IKJTLS . . . . .	113	PGPB . . . . .	186
IKJTPVT . . . . .	115	PPL . . . . .	187
IKJVEPL . . . . .	119	PSCB . . . . .	188
IKJWHEN . . . . .	121	PTPB . . . . .	190
INITTERM . . . . .	123	R1BC . . . . .	191
INMTEXTU . . . . .	125	SSCS . . . . .	192
INSTACK . . . . .	127	STPB . . . . .	194
IOD . . . . .	129	STPL . . . . .	195
IOPL . . . . .	131	TCOMTAB . . . . .	196
IRXARGTB . . . . .	132	TIB . . . . .	203
IRXCMPTB . . . . .	133	TMPPB . . . . .	208
IRXDSIB . . . . .	135	TMPWA . . . . .	210
IRXEFPL . . . . .	137	TMP3 . . . . .	225
IRXENVB . . . . .	138	TPL . . . . .	227
IRXENVT . . . . .	140	TPLE . . . . .	229
IRXEVALB . . . . .	142	TSP . . . . .	230
IRXEXECB . . . . .	143	TSVT . . . . .	232
IRXEXTE . . . . .	145	UPT . . . . .	237
IRXFPDIR . . . . .	147	USDIR . . . . .	239
IRXINSTB . . . . .	149	USMSG . . . . .	240
IRXMODNT . . . . .	151	Notices . . . . .	241
IRXPACKT . . . . .	153	Bibliography . . . . .	244

**Index** ..... 245

---

## About this document

This document provides graphic presentations of many data areas used by TSO/E. This document provides the data areas that are one or more of the following:

- Programming interfaces
- Needed for debugging and diagnosis.

---

## Who should use this document

This document is for system programmers who diagnose and debug operating system and programming problems. It provides information for debugging installation-provided programs or diagnosing IBM-provided programs. The user of this publication should have a working knowledge of the functions and logic of the operating system.

---

## How to use this document

Data areas are sequenced alphanumerically by data area acronym. Each data area has up to four sections:

- Programming Interface Information
- Header
- Data area map
- Cross-reference, if the data area map is long enough.

## The header

The header includes some or all of the following:

<b>Common Name:</b>	The descriptive name of the data area.
<b>Macro ID:</b>	The name of the mapping macro for the data area. Mapping macros can be issued in programs to generate a copy of the data area.
<b>DSECT Name:</b>	Name of the DSECT (dummy control section) created by the mapping macro.
<b>Owning Component:</b>	Component name and component identifier in parentheses.
<b>Eye-Catcher ID:</b>	Character string identifier of the eye-catcher (sometimes called the <i>control block id</i> ) within the mapping macro. The offset and length of the eye-catcher are also included.
<b>Storage Attributes:</b>	The storage attributes of the data area, including the following: <ul style="list-style-type: none"><li><b>Main Storage:</b> Central storage attributes of the data area.</li><li><b>Virtual Storage:</b> Virtual storage attributes of the data area.</li><li><b>Auxiliary Storage:</b> Spool storage attributes of the data area.</li><li><b>Subpool and Key:</b> Subpool is the area of virtual storage that contains the data area. Key is the storage protect key for the storage represented by the data area.</li></ul>
<b>Size:</b>	The size of the data area in decimal bytes.
<b>Created by:</b>	Module, macro, or component whose use creates the data area.
<b>Pointed to by:</b>	Registers or data area fields that contain the address of the data area.



**Serialization:** Method used to ensure that one user does not update a data area that is being updated or used by another user. The most common methods used for serialization are:

- Lock or locks
- ENQ and DEQ macros
- Compare and Swap (CS) instruction
- Disabling, which is disabling interruptions by setting bits in the program status word (PSW) of the program using the data area

**Function:** Brief description of the use of the data area.

## Data area map

The data area is described field by field. These field descriptions are taken directly from the system code.

The following is an example of the field descriptions for the ADFCNTL data area:

Offsets					
Dec	Hex	Type	Len	Name (Dim)	Description
0	(0)	STRUCTURE	*	CNTLBLOK	3270 CONTROL CHARACTERS
0	(0)	CHARACTER	5	CNTLBLO	FOR LEN OF CNTLBLOK
0	(0)	CHARACTER	1	CNTLODR1	3270 SBA CHARACTER
1	(1)	CHARACTER	2	CNTLADDR	BUFFER ADDRESS
3	(3)	CHARACTER	1	CNTLODR2	SPOT FOR 3270 SF CHARACTER
4	(4)	CHARACTER	1	CNTLATR	SPOT FOR ATTRIBUTE CHAR
5	(5)	CHARACTER	*	CNTLDATA	

For each field in the data area, the data area map provides the following information:

**Offsets** The address of the field, shown in both decimal (DEC) and hexadecimal (HEX in parentheses), relative to the beginning of the data area.

**Type** The kind of program data defined for this field, as follows:

Type	Description
A-ADDRESS	A-type address constant
BAL STMT	Instruction
BITSTRING	Bitstring constant
CHARACTER	Character value
FIXED	Arithmetic signed or unsigned value
FLOATING	Floating-point binary value
HEX	Hexadecimal value
OFFSET	Q-type address constant
PACKED	Packed decimal value
S-ADDRESS	S-type address constant
SIGNED	Arithmetic signed value
STRUCTURE	Level 1 control block name
UNSIGNED	Unsigned value
V-ADDRESS	V-type address constant
Y-ADDRESS	Y-type address constant
ZONED	Zoned decimal value

**Len** Size of the field in decimal bytes.

<b>Name (Dim)</b>	The name of the field, bit, or mask. Bit or mask names are preceded by a description of bit position and value, as follows: 1... .... Refers to bit 0. .... ..11 Refers to bits 6 and 7. ...1 .... Refers to bit 3. 11.. 1111 Refers to bits 0, 1, 4, 5, 6, and 7.
<b>Description</b>	A description of the purpose or meaning of the field, bit, or mask.

## Cross reference

For each data area with more than 25 fields, Cross Reference shows the following:

<b>Name</b>	The name of the field, bit, or mask.
<b>Hex Offset</b>	The hexadecimal offset of the field into the data area. For bits, the hexadecimal offset of the field containing the bit.
<b>Hex Value</b>	Hexadecimal values are shown only for bits. The hexadecimal value shown implies the position of the bit in the field containing the bit.
<b>Level</b>	Level of the PL/AS declaration for that field.

Bit DDBUNLOCK in the ADFDDB data area illustrates how to use the hexadecimal value. In the ADFDDB data area, cross reference for the DDBUNLOCK bit looks like this:

<u>Name</u>	<u>Hex Offset</u>	<u>Hex Value</u>	<u>Level</u>
DDBUNLOCK	34	80	4

In the data area map of the ADFDDB, the DDBALRM bit appears like this:

52	(34)	BITSTRING	4	DDBFLAGS	FLAG BYTES & COLUMN #
		1... ....		DDBUNLOCK	OPEN KEYBOARD

X'34' is the offset of field DDBFLAGS into the ADFDDB. DDBFLAGS is a 4-byte field, which contains a 1-byte field named DDBUNLOCK. Ignoring the other bits in the field DDBFLAGS, if the DDBUNLOCK bit is on, the value of field DDBUNLOCK would be 1000 0000, which is equivalent to X'80'. This value (X'80') is shown both in the Description in the data area map and in the column of the cross reference.

---

## Where to find more information

Where necessary, this document references information in other documents, using shortened versions of the document title. For complete titles and order numbers of the documents for all products that are part of z/OS, see *z/OS Information Roadmap*.

---

## The z/OS Basic Skills Information Center

The z/OS Basic Skills Information Center is a Web-based information resource intended to help users learn the basic concepts of z/OS, the operating system that runs most of the IBM mainframe computers in use today. The Information Center is designed to introduce a new generation of Information Technology professionals to basic concepts and help them prepare for a career as a z/OS professional, such as a z/OS system programmer.

Specifically, the z/OS Basic Skills Information Center is intended to achieve the following objectives:

- Provide basic education and information about z/OS without charge
- Shorten the time it takes for people to become productive on the mainframe

- Make it easier for new people to learn z/OS.

To access the z/OS Basic Skills Information Center, open your Web browser to the following Web site, which is available to all users (no login required):  
<http://publib.boulder.ibm.com/infocenter/zos/basics/index.jsp>.

---

## How to send your comments to IBM

We appreciate your input on this publication. Feel free to comment on the clarity, accuracy, and completeness of the information or give us any other feedback that you might have.

Use one of the following methods to send us your comments:

1. Send an e-mail to [mhvrcfs@us.ibm.com](mailto:mhvrcfs@us.ibm.com)
2. Visit the Contact z/OS Web page at <http://www.ibm.com/servers/eserver/zseries/zos/webqs.html>
3. Mail the comments to the following address:

IBM Corporation  
Attention: MHVRCFS Reader Comments  
Department H6MA, Building 707  
2455 South Road  
Poughkeepsie, NY 12601-5400  
U.S.A.

4. Fax the comments to us as follows:

From the United State and Canada: 1+845+432-9405

From all other countries: Your international access code +1+845+432-9405

Include the following information:

- Your name and address
- Your e-mail address
- Your telephone or fax number
- The publication title and order number:  
**z/OS V1R13.0 TSO/E System Diagnosis: Data Areas**  
**GA22-7792-07**
- The topic and page number related to your comment
- The text of your comment

When you send comments to IBM, you grant IBM a nonexclusive right to use or distribute your comments in any way it believes appropriate without incurring any obligation to you.

IBM or any other organizations will only use the personal information that you supply to contact you about the issues that you submit.

---

## If you have a technical problem

Do not use the feedback methods listed above. Instead, do one of the following:

- Contact your IBM service representative.
- Call IBM technical support.
- Visit the IBM zSeries support Web page at <http://www.ibm.com/servers/eserver/support/zseries/>.

---

## Summary of changes

### **Summary of changes for GA22-7792-07 z/OS Version 1 Release 13**

This document contains information previously presented in *z/OS TSO/E System Diagnosis: Data Areas*, GA22-7792-06, which supported z/OS TSO/E Version 1 Release 12.

#### **Changed information**

- “LWA” on page 165.

### **Summary of changes for GA22-7792-06 z/OS Version 1 Release 12**

This book contains information previously presented in *z/OS TSO/E System Diagnosis: Data Areas*, GA22-7792-05, which supports z/OS TSO/E Version 1 Release 11 and subsequent releases.

#### **New information**

- “IKJCTLT” on page 81.
- “IKJEXTAB” on page 106.
- “IKJTPVT” on page 115.

### **Summary of changes for GA22-7792-05 z/OS Version 1 Release 11**

This book contains information previously presented in *z/OS TSO/E System Diagnosis: Data Areas*, GA22-7792-04, which supports z/OS TSO/E Version 1 Release 8 and subsequent releases.

#### **Changed information**

- “TSVT” on page 232.

You may notice changes in the style and structure of some content in this book—for example, headings that use uppercase for the first letter of initial words only, and procedures that have a different look and format. The changes are ongoing improvements to the consistency and retrievability of information in our books.

This book contains terminology, maintenance and editorial changes. Technical changes or additions to the text and illustrations are indicated by a vertical line to the left of the change.



## ADFCMD

**Common Name:** Session Manager Command Parameter List  
**Macro ID:** ADFCMD  
**DSECT Name:** SUBTOKPS  
**Owning Component:** TSO/E Session Manager (28505)  
**Eye-Catcher ID:** None  
**Offset:** N/A  
**Subpool and Key:** Subpool 230 and Key 1  
**Size:** 208 bytes  
**Created by:** ADFICMDR  
**Pointed to by:** Register 1 on entry to Session Manager command processors  
**Serialization:** None  
**Function:** The session manager command parameter list is used to pass command text and contextual information to the session manager command processors for the CHANGE, DEFINE, DELETE, END, FIND, PUT, QUERY, RESET, RESTORE, SAVE, SCROLL, SNAPSHOT, and UNLOCK commands.

### Data Area Map

Offsets					
Dec	Hex	Type	Len	Name (Dim)	Description
0	(0)	STRUCTURE	28	SUBTOKPS	
0	(0)	SIGNED	2	SUBTOKNO	NUMBER OF SUBTOKENS PRESENT
2	(2)	SIGNED	2	*	RESERVED
4	(4)	CHARACTER	8	SUBTOKS (3)	START OF SUBTOKENS
4	(4)	ADDRESS	4	SUBTOKPT	SUBTOKEN ADDRESS
8	(8)	SIGNED	2	SUBTOKLN	SUBTOKEN LENGTH
10	(A)	SIGNED	2	*	RESERVED

**ADFDDDB**

**Common Name:** Session Manager Display Description Buffer  
**Macro ID:** ADFDDDB  
**DSECT Name:** DDBBLOCK  
**Owning Component:** TSO/E Session Manager (28505)  
**Eye-Catcher ID:** DDB  
**Offset:** Offset 0 and length 4  
**Subpool and Key:** Subpool 230 and Key 1  
**Size:** Variable, depending on the number of windows  
**Created by:** ADFICDDB  
**Pointed to by:** ADFDDDB field of the RDF data area  
**Serialization:** None  
**Function:** Maps the display description buffer which describes the display terminal supported by the TSO/E Session Manager. This DDB is for an IBM 3270 display terminal.

**Data Area Map**

Offsets					
Dec	Hex	Type	Len	Name (Dim)	Description
0	(0)	STRUCTURE	*	DDBBLOCK	DISPLAY DESCRIPTION BUFFER
0	(0)	CHARACTER	536	DDBBLOC	FOR LENGTH OF DDB
0	(0)	CHARACTER	4	DDBIDEN	"DDB " IN EBCDIC
4	(4)	ADDRESS	4	DDBCCW	ADDRESS OF CCWLST
8	(8)	ADDRESS	4	DDBLSD	ADDRESS OF STREAM DIRECTORY
12	(C)	ADDRESS	4	DDBFBD	ADDRESS OF FUNC BLOCK DIRECT.
16	(10)	ADDRESS	4	DDBINBUF	ADDRESS OF INPUT BUFFER
20	(14)	SIGNED	4	DDBINSZ	SIZE IN BYTES OF INPUT BUFFER
24	(18)	ADDRESS	4	DDBADFF	ADDRESS OF ADF FUNBLOCK
28	(1C)	ADDRESS	4	DDBWINC	ADDRESS OF WINBLOCK FOR PERMANENT CURSOR POSITION
32	(20)	ADDRESS	4	DDBWINCT	ADDRESS OF WINBLOCK FOR TEMPORARY CURSOR POSITION
36	(24)	ADDRESS	4	DDBWINCI	ADDRESS OF WINBLOCK WHERE THE CURSOR WAS ON INPUT
40	(28)	UNSIGNED	2	*	
40	(28)	UNSIGNED	1	DDBMXWNS	MAXIMUM ALLOWED WINDOWS
41	(29)	UNSIGNED	1	DDBWNCNT	NUMBER OF WINDOWS DEFINED
42	(2A)	SIGNED	2	DDBCURBS	BACKSPACE CHARS IN OUTPUT LINE
44	(2C)	UNSIGNED	4	*	
44	(2C)	UNSIGNED	1	DDBCURSR (2)	ROW/COL FOR PERMANENT CURSOR
46	(2E)	UNSIGNED	1	DDBTMPCR (2)	ROW/COL FOR TEMPORARY CURSOR
48	(30)	UNSIGNED	4	*	
48	(30)	UNSIGNED	1	DDBFIXCR (2)	ROW/COLUMN TO PLACE CURSOR
50	(32)	UNSIGNED	1	DDB#ROWA	ROWS ON SCREEN
51	(33)	UNSIGNED	1	DDBRSHKY	RESHOW KEY FOR STFSMODE
52	(34)	BITSTRING	4	DDBFLAGS	FLAG BYTES & COLUMN #
		1... ....		DDBULOCK	OPEN KEYBOARD
		.1.. ....		DDBALRM	RING ALARM ON 3270
		..1. ....		DDBREQIO	I/O REQUIRED TO UPDATE SCREEN
		...1 ....		DDBCLRD	REWRITE ENTIRE SCREEN NXT I/O
		.... 1...		DDBPCUR	POSITION CURSOR
		.... .1..		DDBENTER	AN ENTER HAS HAPPENED
		.... ..1.		DDBNOTFY	NOTIFY USER ON UNLOCK
		.... ...1		DDBINPUT	SOME INPUT HAS HAPPENED
		1... ....		DDBTPCUR	TEMPORARY CURSOR POSITION
		.1.. ....		DDBDEFUP	DEFAULT WINDOW-USER DEL'D ALL
		..1. ....		DDBESCAP	USER IS IN ESCAPE SEQUENCE
		...1 ....		DDBPA2	PA2 KEY WAS PRESSED
		.... 1...		DDBMODE	INDICATES WHETHER WE ARE IN ERASE/WRITE OR ERASE/WRITE ALTERNATE MODE



Offsets		Type	Len	Name (Dim)	Description
Dec	Hex				
		.... .1..		DDBAPPND	DO APPEND PROCESSING ON NEXT TPURT
		.... .1.		DDBAPCUR	APPEND CURSOR AT END OF LINE
		.... ...1		DDBCURWR	LINE CONTAINING APPENDED CURSOR HAS BEEN WRITTEN
54	(36)	BITSTRING	1	*	RESERVED
55	(37)	UNSIGNED	1	DDB#COLA	COLS ON SCREEN
56	(38)	CHARACTER	8	DDBDFLD	NAME OF DEFAULT WINDOW FOR SCREEN COMMANDS
64	(40)	SIGNED	4	DDBOUTSZ	CORE ALLOCATED TO OUTPUT BUFR
68	(44)	UNSIGNED	4	DDBITIME	TIME OF LAST UNLOCK
72	(48)	UNSIGNED	2	DDBCNTIM	TIME BETWEEN CONTROL
74	(4A)	UNSIGNED	2	DDBWTIME	TIME OF LAST NON-ZERO CONTROL
76	(4C)	UNSIGNED	4	DDBCTIME	CURRENT TIME
80	(50)	UNSIGNED	4	DDBNTIME	TIME FOR WAKEUP
84	(54)	ADDRESS	4	DDBSTCKS	ADDRESS OF CHAIN OF STSBLOCKS
88	(58)	ADDRESS	4	DDBSTCKW	ADDRESS OF CHAIN OF STWBLOCKS
92	(5C)	ADDRESS	4	DDBSTCKP	ADDRESS OF CHAIN OF STPBLOCKS
96	(60)	ADDRESS	4	DDBVSCRN	ADDRESS OF VIRTUAL SCREEN
100	(64)	UNSIGNED	4	DDBATIME	LAST ACTIVITY TSO TIME
104	(68)	UNSIGNED	4	DDBTTIME	STIMER WAKEUP TIME
108	(6C)	CHARACTER	1	DDBPFK#	PFK AID BYTE
109	(6D)	CHARACTER	27	*	RESERVED
136	(88)	ADDRESS	4	DDBPFKS (100)	POINTERS TO PFKBLOCKS...IF ZERO: NOT DEFINED
536	(218)	CHARACTER	12	DDBWNENT (*)	ONE ENTRY FOR EACH WINDOW
536	(218)	CHARACTER	12	DDBWNEN	FOR LENGTH OF DDB
536	(218)	ADDRESS	4	DDBWNPT	ADDRESS OF WINDOW ENTRY
540	(21C)	CHARACTER	8	DDBWNNM	NAME OF WINDOW

### Constants

Len	Type	Value	Name	Description
4	DECIMAL	32	DDBLPSZ	LINES PER LOGICAL PAGE
4	DECIMAL	80	DDB#COL	WIDTH OF 3270-2 DISPLAY SCRNR
4	DECIMAL	24	DDB#ROW	ROWS IN 3270-2 DISPLAY SCREEN
4	DECIMAL	24	DDBNPFKS	NUMBER OF PFK KEYS ALLOWED

### Cross Reference

Name	Hex Offset	Hex Value	Level	Name	Hex Offset	Hex Value	Level
DDB#COLA	37		4	DDBINBUF	10		3
DDB#ROWA	32		4	DDBINPUT	34	01	4
DDBADFF	18		3	DDBINSZ	14		3
DDBALRM	34	40	4	DDBITIME	44		3
DDBAPCUR	35	02	4	DDBLSD	8		3
DDBAPPND	35	04	4	DDBMODE	35	08	4
DDBATIME	64		3	DDBMXWNS	28		4
DDBBLOC	0		2	DDBNOTFY	34	02	4
DDBBLOCK	0		1	DDBNTIME	50		3
DDBCCW	4		3	DDBOUTSZ	40		3
DDBCLRD	34	10	4	DDBPA2	35	10	4
DDBCNTIM	48		3	DDBPCUR	34	08	4
DDBCTIME	4C		3	DDBPFK#	6C		3
DDBCURBS	2A		3	DDBPFKS	88		3
DDBCURSR	2C		4	DDBREQIO	34	20	4
DDBCURWR	35	01	4	DDBRSHKY	33		4
DDBDEFUP	35	40	4	DDBSTCKP	5C		3
DDBDFLD	38		3	DDBSTCKS	54		3
DDBENTER	34	04	4	DDBSTCKW	58		3
DDBESCAP	35	20	4	DDBTMPCR	2E		4
DDBFBD	C		3	DDBTPCUR	35	80	4
DDBFIXCR	30		4	DDBTTIME	68		3
DDBFLAGS	34		3	DDBULOCK	34	80	4
DDBIDEN	0		3	DDBVSCRN	60		3

## ADFDDB

Name	Hex Offset	Hex Value	Level
DDBWINC	1C		3
DDBWINCI	24		3
DDBWINCT	20		3
DDBWNCNT	29		4
DDBWNEN	218		3
DDBWNENT	218		2
DDBWNNM	21C		4
DDBWNPT	218		4
DDBWTIME	4A		3

## **ADFENV**

**Common Name:** Session Manager Environment Block  
**Macro ID:** ADFENV  
**DSECT Name:** ENVBLOCK  
**Owning Component:** TSO/E Session Manager (28505)  
**Eye-Catcher ID:** None  
**Offset:** N/A  
**Subpool and Key:** Subpool 230 and key 1  
**Size:** 12 bytes  
**Created by:** ADFMDF01  
**Pointed to by:** N/A  
**Serialization:** None  
**Function:** The Environment Block is the master control block for the Session Manager and contains pointers to the other Session Manager control blocks. There may be more than one ENV block depending on the function being performed.

### **Data Area Map**

Offsets					
Dec	Hex	Type	Len	Name (Dim)	Description
0	(0)	STRUCTURE	12	ENVBLOCK	ENVIRONMENT BLOCK
0	(0)	ADDRESS	4	ENVSTCK	ADDRESS OF THE PROGRAM STACK
4	(4)	ADDRESS	4	ENVDDB	ADDRESS OF THE DISPLAY DESCRIPTION BLOCK
8	(8)	ADDRESS	4	ENVLCLP	ADDRESS OF THE SYSTEM AREA (THE RDFBLOCK)

## ADFFBD

---

## ADFFBD

**Common Name:** Session Manager Function Block Directory  
**Macro ID:** ADFFBD  
**DSECT Name:** FBDBLOCK  
**Owning Component:** TSO/E Session Manager (28505)  
**Eye-Catcher ID:** FBD  
**Offset:** Offset 0 and length 4  
**Subpool and Key:** Subpool 230 and key 1  
**Size:** Variable, depending on the number of functions.  
**Created by:** ADFMMFUN  
**Pointed to by:** DDBFBD of the DDB data area  
**Serialization:** None  
**Function:** The Function Block directory is a directory to the Session Manager function blocks. There is one function block for each session 'function'; the Session Manager, TSO/E, Messages, etc.

### Data Area Map

Offsets					
Dec	Hex	Type	Len	Name (Dim)	Description
0	(0)	STRUCTURE	*	FBDBLOCK	FUNCTION BLOCK DIRECTORY
0	(0)	CHARACTER	8	FBDBLOC	FOR LEN OF FBDBLOCK
0	(0)	CHARACTER	4	FBDIDEN	"FBD " IN EBCDIC
4	(4)	SIGNED	4	FBDNFUN	NUMBER OF ENTRIES
8	(8)	CHARACTER	8	FBENTRY (*)	ONE ENTRY FOR EACH FUNCTION
8	(8)	CHARACTER	8	FBENTR	FOR LEN OF FBENTRY
8	(8)	CHARACTER	4	FBDFBNAM	NAME OF FUNCTION
12	(C)	ADDRESS	4	FBDFBPTR	POINTER TO FUNBLOCK

## ADFFUN

**Common Name:** Session Manager Function Descriptor Block  
**Macro ID:** ADFFUN  
**DSECT Name:** FUNBLOCK  
**Owning Component:** TSO/E Session Manager (28505)  
**Eye-Catcher ID:** FUN  
**Offset:** Offset 0 and length 4  
**Subpool and Key:** Subpool 230 and key 1  
**Size:** 36 bytes  
**Created by:** ADFMMFUN  
**Pointed to by:** N/A  
**Serialization:** None  
**Function:** The Function Block describes the input and output streams of a session function. One block for each function; Session Manager, TSO/E, Messages, etc.

### Data Area Map

Offsets						
Dec	Hex	Type	Len	Name (Dim)	Description	
0	(0)	STRUCTURE	36	FUNBLOCK	FUNCTION BLOCK	
0	(0)	CHARACTER	4	FUNIDEN	"FUN " IN EBCDIC	
4	(4)	CHARACTER	4	FUNNAME	NAME OF THIS FUNCTION	
8	(8)	ADDRESS	4	FUNSDBIN	POINTER TO INPUT STREAM SDB	
12	(C)	ADDRESS	4	FUNSDBOU	POINTER TO OUTPUT STREAM SDB	
16	(10)	UNSIGNED	4	FUNOUTFL	OUTPUT STREAM FLAGS	
16	(10)	UNSIGNED	1	OUTFLINT	OUTPUT DISPLAY INTENSITY	
17	(11)	CHARACTER	3	*	RESERVED	
20	(14)	ADDRESS	4	FUNSDBCY	POINTER TO COPY STREAM SDB	
24	(18)	UNSIGNED	4	FUNCPYFL	COPY STREAM FLAGS	
24	(18)	UNSIGNED	1	CPYFLINT	COPY DISPLAY INTENSITY	
25	(19)	CHARACTER	3	*	RESERVED	
28	(1C)	UNSIGNED	4	FUNCURLN	CURRENT LOGICAL LINE NUMBER	
32	(20)	UNSIGNED	4	FUNFLAG	FUNCTION FLAGS	
		1... ....		FUNFLOAL	SOUND ALARM ON OUTPUT	
		.1.. ....		FUNFLIAL	SOUND ALARM ON INPUT	
		..1. ....		FUNFLBYP	IN PRINT BYPASS MODE	
32	(20)	BITSTRING	3	*	RESERVED	

### Cross Reference

Name	Hex Offset	Hex Value	Level
CPYFLINT	18		3
FUNBLOCK	0		1
FUNCPYFL	18		2
FUNCURLN	1C		2
FUNFLAG	20		2
FUNFLBYP	20	20	3
FUNFLIAL	20	40	3
FUNFLOAL	20	80	3
FUNIDEN	0		2
FUNNAME	4		2
FUNOUTFL	10		2
FUNSDBCY	14		2
FUNSDBIN	8		2
FUNSDBOU	C		2
OUTFLINT	10		3

## ADFLSD

**Common Name:** Session Manager List Stream Directory Block  
**Macro ID:** ADFLSD  
**DSECT Name:** LSDBLOCK  
**Owning Component:** TSO/E Session Manager (28505)  
**Eye-Catcher ID:** None  
**Offset:** N/A  
**Subpool and Key:** Subpool 230 and key 1  
**Size:** Variable, depending on the number of streams.  
**Created by:** ADFMDF01  
**Pointed to by:** N/A  
**Serialization:** None  
**Function:** List of streams - one entry for each Stream Descriptor Block. Contains pointers to the other Session Manager control blocks. There may be more than one ENV block depending on the function being performed.

### Data Area Map

Offsets					
Dec	Hex	Type	Len	Name (Dim)	Description
0	(0)	STRUCTURE	*	LSDBLOCK	LIST OF OPEN STREAMS
0	(0)	CHARACTER	4	LSDBLOC	FOR LEN OF LSDBLOCK
0	(0)	SIGNED	2	LSDNSDBS	COUNT OF OPEN SDBS
2	(2)	SIGNED	2	LSDMXSDB	MAX ALLOWED SDBS
4	(4)	CHARACTER	12	LSDENTRY (*)	ENTRY FOR EACH STREAM
4	(4)	CHARACTER	12	LSDENTR	FOR LEN OF LSDBLOCK
4	(4)	CHARACTER	8	LSDNAME	NAME OF STREAM
12	(C)	ADDRESS	4	LSDPTR	ADDRESS OF SDBBLOCK

# ADFMTGT

**Common Name:** Extended TGET Parameter List  
**Macro ID:** ADFMTGT  
**DSECT Name:** ADFMTGT,TGTRETN  
**Owning Component:** TSO/E Session Manager (28505)  
**Eye-Catcher ID:** \*ADF  
**Offset:** Offset 0 and length 4  
**Subpool and Key:** Subpool 230 and Key 1  
**Size:** ADFMTGT 20 bytes  
 TGTRETN 4 bytes  
**Created by:** ADFMFIND, ADFMCPY2  
**Pointed to by:** N/A  
**Serialization:** None  
**Function:** ADFMTGT IS AN EXTENDED TGET PARAMETER LIST USED BY THE SESSION MANAGER. THE "USERID" BIT OF THE STANDARD TGET MACRO IS USED TO SIGNAL THAT THE TGET IS TO BE INTERCEPTED AND PROCESSED BY THE SESSION MANAGER.

RETURN CODES SET BY THE SESSION MANAGER OR TGET (IN HEX):

- 00 - SUCCESSFUL COMPLETION. REGISTER 1 CONTAINS: XXXX YYYY WHERE XXXX IS THE LENGTH OF THE CONTROL DATA (IF ANY) And YYYY IS THE TOTAL LENGTH OF THE LINE (INCLUDING THE CONTROL DATA).
- 04 - THE LINE NUMBER SPECIFIED WAS NOT FOUND. REGISTER 1 CONTAINS THE LOWEST LINE NUMBER IN THE STREAM. THIS IS SET REGARDLESS OF WHETHER "NOWAIT" WAS SPECIFIED.
- 08 - AN ATTENTION INTERRUPT OCCURRED. NO DATA OBTAINED.
- 0C - THE LINE PLACED IN THE USER'S INPUT BUFFER WAS TRUNCATED.
- 10 - INVALID PARAMETER LIST.
- 14 - THE STREAM SPECIFIED WAS NOT FOUND. THIS COULD ALSO MEAN THAT THE SESSION MANAGER IS NOT ACTIVE FOR THIS USER.

## Data Area Map

Offsets		Type	Len	Name (Dim)	Description
Dec	Hex				
0	(0)	STRUCTURE	20	ADFMTGT	
0	(0)	CHARACTER	4	TGTBYDMF	"*ADF" PLACED HERE WILL SIGNAL THE SESSION MANAGER TO INTERCEPT THE TGET AND SATISFY IT WITH DATA FROM THE SESSION MANAGER STREAM SPECIFIED IN "TGTSTRM" CONTROL INFORMATION
4	(4)	BITSTRING 1... ....	4	TGTFLAG TGTCNTL	THE SESSION MANAGER IS TO PLACE CONTROL DATA AHEAD OF THE DATA FROM THE STREAM IN THE USER'S BUFFER. REGISTER 1 WILL CONTAIN THE LENGTH OF THE CONTROL DATA IN THE FIRST HALFWORD, THE LENGTH OF THE CONTROL DATA PLUS THE LENGTH OF THE DATA FROM THE STREAM IN THE SECOND HALFWORD
		.1.. ....		*	RESERVED
		..1. ....		TGTRELL	"TGLINE" CONTAINS A LINE NUMBER RELATIVE TO THE NEXT LINE TO BE GIVEN TO TSO IN THE "TSOIN" STREAM. THIS IS VALID ONLY IF "TGSTREAM" IS "TSOIN".
4	(4)	BITSTRING	3	*	RESERVED
8	(8)	CHARACTER	8	TGTSTRM	NAME OF THE STREAM FROM WHICH THE DATA IS TO COME.

## ADFMTGT

Offsets		Type	Len	Name (Dim)	Description
Dec	Hex				
16	(10)	SIGNED	4	TGTLINE	THE LINE NUMBER OF THE STREAM TO GET. MAY BE NEGATIVE IF "TGRELL" IS SPECIFIED.

### Comments

THE FOLLOWING STRUCTURE MAPS REGISTER 1 AFTER A SUCCESSFUL TGET

### End of Comments

Offsets		Type	Len	Name (Dim)	Description
Dec	Hex				
0	(0)	STRUCTURE	4	TGTRETN	
0	(0)	SIGNED	2	CNTLLEN	LENGTH OF THE CONTROL DATA
2	(2)	SIGNED	2	TOTALLEN	LENGTH OF THE CONTROL DATA PLUS THE ACTUAL DATA

## Constants

Len	Type	Value	Name	Description
4	HEX	D0000000	TGTWUSID	DO TGET WITH "USERID" AND AND "NOWAIT" SPECIFIED
4	CHARACTER	*ADF	TGTSIGNL	SIGNALS THAT SESSION MANAGER IS REQUESTED FOR THIS TGET

## Cross Reference

Name	Hex Offset	Hex Value	Level
ADFMTGT	0		1
CNTLLEN	0		2
TGTBYDMF	0		2
TGTCNTL	4	80	3
TGTFLAG	4		2
TGTLINE	10		2
TGTRELL	4	20	3
TGTRETN	0		1
TGTSTRM	8		2
TOTALLEN	2		2



## ADFMTPT

**Common Name:** Extended TPUT Parameter List  
**Macro ID:** ADFMTPT  
**DSECT Name:** ADFMTPT  
**Owning Component:** TSO/E Session Manager (28505)  
**Eye-Catcher ID:** \*ADF  
**Offset:** Offset 0 and length 4  
**Subpool and Key:** Subpool 230 and Key 1  
**Size:** 20 bytes  
**Created by:** ADFINPUT, ADFMCPY2  
**Pointed to by:** N/A  
**Serialization:** None  
**Function:** ADFMTPT IS AN EXTENDED TPUT PARAMETER LIST USED BY THE SESSION MANAGER. THE "USERID" BIT OF THE STANDARD TPUT MACRO IS USED TO SIGNAL THAT THE TPUT IS TO BE INTERCEPTED AND PROCESSED BY THE SESSION MANAGER.

RETURN CODES SET BY THE SESSION MANAGER OR TPUT: (HEX)

- 00 - SUCCESSFUL COMPLETION.
- 04 - NOWAIT WAS SPECIFIED AND AN OUTPUT BUFFER WAS NOT AVAILABLE. (FROM TPUT ONLY.)
- 08 - AN ATTENTION INTERRUPT OCCURRED. DATA NOT SENT TO STREAM.
- 0C - A CROSS-MEMORY TPUT FAILED. DATA NOT SENT.
- 10 - INVALID PARAMETER LIST.
- 14 - THE STREAM SPECIFIED WAS NOT FOUND. THIS COULD ALSO MEAN THAT THE SESSION MANAGER IS NOT ACTIVE FOR THIS USER

### Data Area Map

Offsets					
Dec	Hex	Type	Len	Name (Dim)	Description
0	(0)	STRUCTURE	20	ADFMTPT	
0	(0)	CHARACTER	4	TPTBYDMF	**ADF" PLACED HERE WILL SIGNAL THE SESSION MANAGER TO INTERCEPT THE TPUT AND SATISFY IT WITH DATA FROM THE STREAM SPECIFIED IN "TPTSTRM"
4	(4)	BITSTRING 1... ....	2	TPTFLAG TPTCNTL	CONTROL INFORMATION CONTROL DATA PRECEDES THE DATA TO BE PLACED IN THE STREAM
4	(4)	BITSTRING	1	*	RESERVED
6	(6)	UNSIGNED	2	TPTCDLEN	LENGTH OF THE CONTROL DATA WHICH PRECEDES THE DATA TO BE PLACED IN THE STREAM
8	(8)	CHARACTER	8	TPTSTRM	NAME OF THE STREAM TO WHICH THE DATA IS TO GO.
16	(10)	BITSTRING	4	TPTFUTR	RESERVED

## ADFMTPT

### Constants

Len	Type	Value	Name	Description
4	HEX	D0000000	TPTWUSID	DO TPUT WITH "USERID" AND AND "NOWAIT" SPECIFIED
4	CHARACTER	*ADF	TPTSIGNL	SIGNALS THAT SESSION MANAGER IS REQUESTED FOR THIS TPUT

## ADFPFK

**Common Name:** Session Manager PF Key Descriptor Block  
**Macro ID:** ADFPFK  
**DSECT Name:** PFKBLOCK, PFK\$P, PFK\$AMP, PFKATBLK  
**Owning Component:** TSO/E Session Manager (28505)  
**Eye-Catcher ID:** None  
**Offset:** N/A  
**Subpool and Key:** Subpool 230 and key 1  
**Size:** PFKBLOCK - 18 bytes  
 PFK\$P - 20 bytes  
 PFK\$AMP - 24 bytes  
 PFKATBLK - 4 bytes  
**Created by:** ADFISAV  
**Pointed to by:** N/A  
**Serialization:** None  
**Function:** ADFPFK maps fields used in defining a given PF key plus data associated with the given PF key.

### Data Area Map

Offsets					Description
Dec	Hex	Type	Len	Name (Dim)	
0	(0)	STRUCTURE	18	PFKBLOCK	
0	(0)	ADDRESS	4	*	AVAILABLE FOR CHAINING
4	(4)	SIGNED	2	PFKBLEN	BYTES ALLOCATED TO THIS BLOCK
6	(6)	SIGNED	2	PFK#NUM	PFK NUMBER
8	(8)	CHARACTER	1	PFKTYPE	TYPE OF PFKBLOCK: 'P' - ENTER MODIFIED FLDS AND PUT TEXT (ORDINARY) '&' - USE MODIFIED FLDS AS ARGUMENTS TO TEXT(SUBST)
9	(9)	CHARACTER	1	*	AVAILABLE
10	(A)	CHARACTER	8	PFKSTRM	STREAM TO RECEIVE TEXT, IF BLANK GO TO 'SI' STREAM
18	(12)	CHARACTER		PFK\$	BASING FOR PFK\$P OR PFK\$AMP
Offsets					Description
Dec	Hex	Type	Len	Name (Dim)	
18	(12)	STRUCTURE	*	PFK\$P	FIELDS FOR TYPE 'P' BLOCK
18	(12)	CHARACTER	2	PFKPLEN	
18	(12)	SIGNED	2	PFKLTEXT	LENGTH OF FOLLOWING TEXT
20	(14)	CHARACTER	*	PFKTEXT	TEXT
Offsets					Description
Dec	Hex	Type	Len	Name (Dim)	
18	(12)	STRUCTURE	*	PFK\$AMP	FIELDS FOR TYPE '&' BLOCK
18	(12)	CHARACTER	6	PFKALEN	
18	(12)	SIGNED	2	PFKMAXA#	LARGEST N FOR &N TO BE SUBST'D
20	(14)	SIGNED	2	PFK#ATBS	# OF PFKATBLKS AT PFKATAT
22	(16)	CHARACTER	1	PFKADEL	DELIM USED FOR INPUT PROC'NG
23	(17)	CHARACTER	1	PFKAMPR	THE 'AMPERSAND-LIKE' CHARACTER
24	(18)	CHARACTER	*	PFKATAT	BUNCH OF PFKATBLK'S
Offsets					Description
Dec	Hex	Type	Len	Name (Dim)	
0	(0)	STRUCTURE	*	PFKATBLK	ARGUMENT-TEXT BLOCK
0	(0)	CHARACTER	4	PFKATLEN	
0	(0)	SIGNED	2	PFKARG#	ARG # TO BE SUBSTITUTED: 1-99 USER ARGS 0 NULL STRING 1001 ANY TEXT 'LEFT OVER'

## ADFPFK

Offsets					
Dec	Hex	Type	Len	Name (Dim)	Description
2	(2)	SIGNED	2	PFKTLEN	LENGTH OF FOLLOWING TEXT
4	(4)	CHARACTER	*	PFKATXT	THE TEXT

## Constants

Len	Type	Value	Name	Description
2	DECIMAL	0	PFKNOARG	SEE
2	DECIMAL	1001	PFKLEFTO	PFKARG#
2	DECIMAL	99	PFKMXUA#	

## Cross Reference

Name	Hex Offset	Hex Value	Level
PFK\$	12		2
PFK\$AMP	12		1
PFK\$P	12		1
PFK#ATBS	14		3
PFK#NUM	6		2
PFKADEL	16		3
PFKALEN	12		2
PFKAMPR	17		3
PFKARG#	0		3
PFKATAT	18		2
PFKATBLK	0		1
PFKATLEN	0		2
PFKATXT	4		2
PFKBLEN	4		2
PFKBLOCK	0		1
PFKLTXT	12		3
PFKMAXA#	12		3
PFKPLEN	12		2
PFKSTRM	A		2
PFKTEXT	14		2
PFKTLEN	2		3
PFKTYPE	8		2

## ADFRDF

**Common Name:** Session Manager Vector and Control Table Block  
**Macro ID:** ADFRDF  
**DSECT Name:** RDFBLOCK  
**Owning Component:** TSO/E Session Manager (28505)  
**Eye-Catcher ID:** RDF  
**Offset:** Offset 0 and length 4  
**Subpool and Key:** Subpool 230 and key 1  
**Size:** 428 bytes  
**Created by:** ADFMDF01  
**Pointed to by:** LWA, LWAXXXX  
**Serialization:** None  
**Function:** ADFRDF serves as the primary Session Manager control block. It contains routine addresses, control information, save areas, and pointers to the Session Manager's data areas.

### Data Area Map

Offsets		Type	Len	Name (Dim)	Description
Dec	Hex				
0	(0)	STRUCTURE	428	RDFBLOCK	TSO 3270 SESSION MANAGER VECTOR AND CONTROL TABLE

#### Comments

SAVE AREA WHICH IS USED BY ADFMDF21(IKTTMPX1) WHEN CALLING ADFMDF22. THIS SAVE AREA IS SERIALIZED VIA THE LOCAL LOCK.

#### End of Comments

0	(0)	CHARACTER	4	RDFIDEN	"RDF" IN EBCDIC
4	(4)	ADDRESS	4	RDFSAVE (18)	SAVE AREA

#### Comments

ADDRESS LIST OF INTERNAL SESSION MANAGER ROUTINES

#### End of Comments

76	(4C)	ADDRESS	4	RDFMAKST	STREAM CREATION ROUTINE
80	(50)	ADDRESS	4	RDFUTDDB	DDB UPDATING ROUTINE
84	(54)	ADDRESS	4	RDFUTSTR	STREAM UPDATING ROUTINE
88	(58)	ADDRESS	4	RDFGMN	GETMAIN ROUTINE ADDRESS
92	(5C)	ADDRESS	4	RDFFMN	FREEMAIN ROUTINE ADDRESS
96	(60)	ADDRESS	4	RDFMKDDB	DDB CREATION ROUTINE
100	(64)	ADDRESS	4	RDFSCRNC	ROUTER (CALLS CMD EXECUTERS)
104	(68)	ADDRESS	4	RDFDOIO	TERMINAL TSO I/O ROUTINE
108	(6C)	ADDRESS	4	RDFREDO	TERMINAL DATA STRING BUILDER
112	(70)	ADDRESS	4	RDFRDM	TERMINAL INPUT DECODER
116	(74)	ADDRESS	4	RDFWAIT	I/O WAIT ROUTINE
120	(78)	ADDRESS	4	RDFFINDD	SDB LOCATER ROUTINE
124	(7C)	ADDRESS	4	RDFDFLTS	DEFAULT SCREEN BUILDER
128	(80)	ADDRESS	4	RDFMKFUN	FUNCTION BLK CREATION ROUTINE
132	(84)	ADDRESS	4	RDFMTGET	VCON FOR TGET IN ADFMDOIO
136	(88)	ADDRESS	4	RDFMTPUT	VCON FOR TPUT IN ADFMDOIO
140	(8C)	ADDRESS	4	RDFMDEL	DELETE LINE ROUTINE

## ADFRDF

Offsets		Type	Len	Name (Dim)	Description
Dec	Hex				
Comments					
DYNAMIC VALUES USED BY ADFMDF0A, ADFMDF02, AND ADFMDF22					
End of Comments					
144	(90)	BITSTRING	3	RDFFLGS	FLAGS
		1... ....		RDFSLEEP	ADFMDF0A IS IN A WAIT
		.1.. ....		RDFFSCR	SOME TCB IS USING TPUT FULLSCR
		..1. ....		RDFWAITF	ADFMDF0A TCB IS WAITIN
		...1 ....		RDFLOCKF	THE LOCAL LOCK IS HELD
		.... 1...		RDFTWAIT	TELLS SM TASK TO NOT ISSUE SYSEVENT
					TERMWAIT
		.... .1..		RDFTGET	OUTSTANDING TGET REQUEST
		.... ..1.		RDFEXIT	SESSION MANAGER IS TO QUIT
		.... ...1		RDFFSREF	RETURNING TO FULL SCREEN
		1... ....		RDFTPUT	WINBLOCK(S) UPDATED BUT SCREEN NOT YET
					UPDATED
		.1.. ....		RDFTSOIN	LINE TO THE TMP
		..1. ....		RDFMODAL	MODE INDICATOR
		...1 ....		RDFFS CRA	SM IS TO INTERCEPT NO I/O
		.... 1...		RDFFS CRK	SM IS TO LEAVE TSBKEYS='1'B WHEN GOING
					INTO FS MODE
		.... .1..		RDFATTN	ATTN HAS BEEN ENTERED
		.... ..1.		RDFINSPF	INTERCEPT SPF GENERATED LINE TPUTS
					WITHOUT TAKING CONTROL OF SCREEN
		.... ...1		RDFFS CRN	1=STEP ASIDE FOR NOEDIT
		1... ....		RDFBYPSS	1=IN PRINT BYPASS MODE
		.1.. ....		RDFRESET	ADFMDF0A SHOULD RESET DDBCLRD
		..11 1111		*	RESERVED BITS
147	(93)	UNSIGNED	1	RDFPOOL	SUBPOOL FOR STORAGE
148	(94)	ADDRESS	4	RDFTCB	ADFMDF0A TCB ADDRESS
152	(98)	ADDRESS	4	RDFTGPUT	ADDRESS OF TGET/TPUT INTERCEPT ROUTINE
					(ADFMDF22)
156	(9C)	ADDRESS	4	RDFDDB	ADDRESS OF CURRENT DDB
160	(A0)	ADDRESS	4	RDFLSD	ADDRESS OF STREAM DIRECTORY
164	(A4)	ADDRESS	4	RDFFB D	ADDRESS OF FUNC BLOCK DIRECT.
168	(A8)	ADDRESS	4	RDFADFF	ADDRESS OF SESSION MANAGER FUNCTION
					BLOCK
172	(AC)	ADDRESS	4	RDFMSGF	ADDRESS OF MESSAGE FUNC BLOCK
176	(B0)	ADDRESS	4	RDFTSOF	ADDRESS OF TSO FUNCTION BLOCK
180	(B4)	ADDRESS	4	RDFTSOWQ	ADDRESS OF TSO WAIT QUEUE
184	(B8)	UNSIGNED	4	RDFILLN	LINENO OF TPUT ASIS
188	(BC)	UNSIGNED	2	RDFILCNT	LENGTH OF RDFILLN LINE
190	(BE)	SIGNED	2	RDFINTIO	# I/O REQUESTS CURRENTLY BEING
					PROCESSED
192	(C0)	ADDRESS	4	RDFENV3	ADDRESS OF ENVBLOCK NUMBER 3
196	(C4)	ADDRESS	4	RDFENV1	ADDRESS OF ENVBLOCK NUMBER 1
200	(C8)	ADDRESS	4	RDFENV2	ADDRESS OF ENVBLOCK NUMBER 2
204	(CC)	UNSIGNED	4	RDFPECB	ECB POSTED BY TPUT INTERCEPT
208	(D0)	UNSIGNED	4	RDFTTIME	TIME OF LAST TGET/TPUT
212	(D4)	SIGNED	4	RDFICNT	COUNT OF PARTIAL INPUT
216	(D8)	ADDRESS	4	RDFENV2P	ADDRESS OF ENVBLOCK POINTER
220	(DC)	UNSIGNED	4	RDFTECB	ECB POSTED BY STIMER
224	(E0)	SIGNED	2	RDFWQCNT	# TASKS ON TSO WAIT QUEUE
226	(E2)	SIGNED	2	RDFINTTO	# TERMINAL OPTION REQUESTS BEING
					PROCESSED
228	(E4)	ADDRESS	4	RDFMSAVE (18)	SAVE AREA USED BY ADFMSEND FOR
					PROCESSING CROSS MEMORY MSGS
300	(12C)	ADDRESS	4	RDFXLTS	ADDRESS OF DEFAULT ENVIRONMENT MODULE
304	(130)	CHARACTER	8	RDFUSER	USERID PASSED TO INSTALLATION EXIT
312	(138)	CHARACTER	1	RDFISTRM	STREAM MAP PASSED TO INSTALLATION EXIT
		1... ....		RDFITSO	LINE TO THE TMP

Offsets		Type	Len	Name (Dim)	Description
Dec	Hex				
		.1.. ....		RDFITOUT	TSO OUTPUT STREAM
		..1. ....		RDFISIN	SM INPUT STREAM
		...1 ....		RDFISOUT	SM OUTPUT STREAM
		.... 1..		RDFIMSG	MSG OUTPUT STREAM
		.... .1..		RDFLOGMS	LOG ISPF LINE OUTPUT
		.... ..1.		RDFOPT6	ISPF OPTION 6 FLAG
		.... ...1		*	RESERVED
313	(139)	CHARACTER	3	*	RESERVED
316	(13C)	ADDRESS	4	RDFIDATA	POINTER TO INSTALLATION DATA
320	(140)	ADDRESS	4	RDFEXIT1	POINTER TO INST EXIT
324	(144)	ADDRESS	4	RDFEXIT2	POINTER TO INST EXIT
328	(148)	ADDRESS	4	RDFEXIT3	POINTER TO INST EXIT
332	(14C)	ADDRESS	4	RDFTCLRQ	USED BY IKTTMPX2 FOR TCLEARQ (SVC 94 MACRO)
336	(150)	ADDRESS	4	RDFREPPF	REPEAT FIND STRUC PT
340	(154)	ADDRESS	4	RDFGLUE1	ADFGUE1 ADDRESS
344	(158)	ADDRESS	4	RDFGLUE2	ADFGUE2 ADDRESS
348	(15C)	ADDRESS	4	RDFGLUE3	ADFGUE3 ADDRESS
352	(160)	ADDRESS	4	RDFBSTOR	PTR TO STORAGE BELOW THE LINE FOR ADFGLUE1,2,3
356	(164)	ADDRESS	4	RDFRGSVE	REG 14 SAVE AREA
360	(168)	ADDRESS	4	RDFRGSVF	REG 15 SAVE AREA
364	(16C)	ADDRESS	4	RDFRGSV0	REG 0 SAVE AREA
368	(170)	ADDRESS	4	RDFRGSV1	REG 1 SAVE AREA
372	(174)	CHARACTER	56	RDFRSVD	RESERVED FIELD
428	(1AC)	CHARACTER		RDFEND	

### Cross Reference

Name	Hex Offset	Hex Value	Level	Name	Hex Offset	Hex Value	Level
RDFADFF	A8		2	RDFILLN	B8		2
RDFATTN	91	04	3	RDFIMSG	138	08	3
RDFBLOCK	0		1	RDFINSPF	91	02	3
RDFBSTOR	160		2	RDFINTIO	BE		2
RDFBYPSS	92	80	3	RDFINTTO	E2		2
RDFDDB	9C		2	RDFISIN	138	20	3
RDFDFLTS	7C		2	RDFISOUT	138	10	3
RDFDOIO	68		2	RDFISTRM	138		2
RDFEND	1AC		2	RDFITOUT	138	40	3
RDFENV1	C4		2	RDFITSO	138	80	3
RDFENV2	C8		2	RDFLOCKF	90	10	3
RDFENV2P	D8		2	RDFLOGMS	138	04	3
RDFENV3	C0		2	RDFLSD	A0		2
RDFEXIT	90	02	3	RDFMAKST	4C		2
RDFEXIT1	140		2	RDFMDEL	8C		2
RDFEXIT2	144		2	RDFMKDDB	60		2
RDFEXIT3	148		2	RDFMKFUN	80		2
RDFFBDB	A4		2	RDFMODAL	91	20	3
RDFFIND	78		2	RDFMSAVE	E4		2
RDFFLGS	90		2	RDFMSGF	AC		2
RDFFMN	5C		2	RDFMTGET	84		2
RDFFSCR	90	40	3	RDFMTPUT	88		2
RDFFSCRA	91	10	3	RDFOPT6	138	02	3
RDFFSCRK	91	08	3	RDFPECB	CC		2
RDFFSCRN	91	01	3	RDFPOOL	93		2
RDFFSREF	90	01	3	RDFRDM	70		2
RDFGLUE1	154		2	RDFREDO	6C		2
RDFGLUE2	158		2	RDFREPPF	150		2
RDFGLUE3	15C		2	RDFRESET	92	40	3
RDFGMN	58		2	RDFRGSVE	164		2
RDFICNT	D4		2	RDFRGSVF	168		2
RDFIDATA	13C		2	RDFRGSV0	16C		2
RDFIDEN	0		2	RDFRGSV1	170		2
RDFILCNT	BC		2	RDFRSVD	174		2

## ADFRDF

Name	Hex Offset	Hex Value	Level
RDFSAVE	4		2
RDFSCRNC	64		2
RDFSLEEP	90	80	3
RDFTCB	94		2
RDFTCLRQ	14C		2
RDFTECB	DC		2
RDFTGET	90	04	3
RDFTGPUT	98		2
RDFTPUT	91	80	3
RDFTSOF	B0		2
RDFTSOIN	91	40	3
RDFTSOWQ	B4		2
RDFTIME	D0		2
RDFTWAIT	90	08	3
RDFUSER	130		2
RDFUTDDB	50		2
RDFUTSTR	54		2
RDFWAIT	74		2
RDFWAITF	90	20	3
RDFWQCNT	E0		2
RDFXLTS	12C		2



## ADFSCNTL

**Common Name:** Session Manager Stream Control Block  
**Macro ID:** ADFSCNTL  
**DSECT Name:** ADFSCNTL  
**Owning Component:** TSO/E Session Manager (28505)  
**Eye-Catcher ID:** None  
**Offset:** N/A  
**Subpool and Key:** Subpool 230 and Key 1  
**Size:** 1 byte  
**Created by:** ADFMPUT  
**Pointed to by:** N/A  
**Serialization:** None  
**Function:** ADFSCNTL maps control information in the Session Manager streams. This control information precedes the data in the stream.

### Data Area Map

Offsets		Type	Len	Name (Dim)	Description
Dec	Hex				
0	(0)	STRUCTURE	1	ADFSCNTL	
		1... ....		SCNTLBRI	THIS LINE IS HIGHLIGHTED
		.1... ....		SCNTLDRK	THIS LINE IS NON-DISPLAY
		..1. ....		SCNTLMAG	MAGNETIC CARD READER
		...1 ....		SCNTLBLK	BLANK DATA PORTION
		.... 111.		*	RESERVED
		.... ...1		SCNTASIS	ASIS DATA

## ADFSDB

**Common Name:** Session Manager Stream Descriptor Block  
**Macro ID:** ADFSDB  
**DSECT Name:** SDBBLOCK  
**Owning Component:** TSO/E Session Manager (28505)  
**Eye-Catcher ID:** SDB  
**Offset:** Offset 0 and length 4  
**Subpool and Key:** Subpool 230 and key 1  
**Size:** 64 bytes  
**Created by:** ADFMSTDF  
**Pointed to by:** N/A  
**Serialization:** None  
**Function:** This is a Stream Descriptor Block containing data relating to a specific stream.

### Data Area Map

Offsets					
Dec	Hex	Type	Len	Name (Dim)	Description
0	(0)	STRUCTURE	64	SDBBLOCK	STREAM DESCRIPTOR BLOCK
0	(0)	CHARACTER	4	SDBIDEN	"SDB" IN EBCDIC
4	(4)	CHARACTER	8	SDBNAME	NAME OF THIS STREAM

**Comments**

LOGICAL LINE NUMBER POINTERS

**End of Comments**

12	(C)	UNSIGNED	4	SDBLLNB	BASE LLN
16	(10)	UNSIGNED	4	SDBOLDN	LLN OF OLDEST LINE
20	(14)	UNSIGNED	4	SDBCURN	LLN OF NEWEST LINE

**Comments**

GET AND PUT ROUTINE ADDRESSES

**End of Comments**

24	(18)	ADDRESS	4	SDBGET	ADDRESS OF GET ROUTINE
28	(1C)	ADDRESS	4	SDBPUT	ADDRESS OF PUT ROUTINE
32	(20)	ADDRESS	4	SDBCLOS	ADDRESS OF CLOSE ROUTINE
36	(24)	SIGNED	4	SDBLEN	LENGTH OF SDB AND FOLLOWING SDX
40	(28)	CHARACTER	4	*	
40	(28)	CHARACTER	1	SDBCLASS	STREAM CLASS
41	(29)	UNSIGNED	1	SDBTYPE	STREAM TYPE: 0=EXTRA,1=INPUT,2=OUTPUT
42	(2A)	CHARACTER	2	*	RESERVED
44	(2C)	UNSIGNED	4	SDBPOSN	LLN NEXT TO BE FETCHED
48	(30)	UNSIGNED	4	SDBFLAGS	
		1... ....		SDBNOWRP	STREAM IS NOT TO WRAP
		.1.. ....		SDBALARM	SOUND ALARM WITH NEW DATA
48	(30)	BITSTRING	3	*	RESERVED BITS
52	(34)	SIGNED	4	SDBAVL (3)	RESERVED
64	(40)	CHARACTER		SDBAREA	AREA FOR SYSTEM DEPENDENT INFO

**Cross Reference**

<b>Name</b>	<b>Hex Offset</b>	<b>Hex Value</b>	<b>Level</b>
SDBALARM	30	40	3
SDBAREA	40		2
SDBAVL	34		2
SDBBLOCK	0		1
SDBCLASS	28		3
SDBCLOS	20		2
SDBCURN	14		2
SDBFLAGS	30		2
SDBGGET	18		2
SDBIDEN	0		2
SDBLEN	24		2
SDBLLNB	C		2
SDBNAME	4		2
SDBNOWRP	30	80	3
SDBOLDN	10		2
SDBPOSN	2C		2
SDBPUT	1C		2
SDBTYPE	29		3

## ADFSDM

**Common Name:** Session Manager Stream Descriptor Extension of SDB  
**Macro ID:** ADFSDM  
**DSECT Name:** SDMBLOCK  
**Owning Component:** TSO/E Session Manager (28505)  
**Eye-Catcher ID:** None  
**Offset:** N/A  
**Subpool and Key:** Subpool 230 and key 1  
**Size:** 80 bytes  
**Created by:** ADFMSTDE  
**Pointed to by:** SDBAREA in the SDB block  
**Serialization:** None  
**Function:** ADFSDM contains the system-dependent information for MVS.

### Data Area Map

Offsets		Type	Len	Name (Dim)	Description
Dec	Hex				
0	(0)	STRUCTURE	80	SDMBLOCK	AREA FOR IN-CORE STREAM
0	(0)	UNSIGNED	4	SDMLLNC	NUMBER OF LINES IN THE STREAM

**Comments**

IDB POINTERS

**End of Comments**

4	(4)	ADDRESS	4	SDMBEGL	ADDRESS OF FIRST IDB
8	(8)	ADDRESS	4	SDMMAXL	ADDRESS OF LAST IDB
12	(C)	ADDRESS	4	SDMOLDL	ADDRESS OF OLDEST IDB
16	(10)	ADDRESS	4	SDMCURL	ADDRESS OF NEWEST IDB

**Comments**

STREAM ADDRESS POINTERS IN RBA FORMAT

**End of Comments**

20	(14)	SIGNED	4	SDMBEGA	LOWEST RBA ALLOWED
24	(18)	SIGNED	4	SDMMAXA	HIGHEST RBA ALLOWED
28	(1C)	SIGNED	4	SDMOLDA	OLDEST RBA ADDRESS
32	(20)	SIGNED	4	SDMCURA	NEXT AVAIL RBA ADDRESS
36	(24)	ADDRESS	4	SDMBASE	BASE ADDRESS OF DATA

**Comments**

FLAGS

**End of Comments**

40	(28)	BITSTRING	4	SDMFLAGS	FLAGS FOR STREAM
		1... ....		SDMEMPTY	1 = THE STREAM IS EMPTY
40	(28)	BITSTRING	3	*	RESERVED BITS
44	(2C)	SIGNED	2	SDMMOD	NUMBER OF LLNS / IDB
46	(2E)	SIGNED	2	*	RESERVED
48	(30)	CHARACTER	32	*	RESERVED
80	(50)	CHARACTER		SDMEND	

**Cross Reference**

<b>Name</b>	<b>Hex Offset</b>	<b>Hex Value</b>	<b>Level</b>
SDMBASE	24		2
SDMBEGA	14		2
SDMBEGL	4		2
SDMBLOCK	0		1
SDMCURA	20		2
SDMCURL	10		2
SDMEMPTY	28	80	3
SDMEND	50		2
SDMFLAGS	28		2
SDMLLNC	0		2
SDMMAXA	18		2
SDMMAXL	8		2
SDMMOD	2C		2
SDMOLDA	1C		2
SDMOLDL	C		2

---

## ADFSTCK

**Common Name:** Session Manager Program Stack Block  
**Macro ID:** ADFSTCK  
**DSECT Name:** STCKBLOK  
**Owning Component:** TSO/E Session Manager (28505)  
**Eye-Catcher ID:** None  
**Offset:** N/A  
**Subpool and Key:** Subpool 230 and Key 1  
**Size:** 20 bytes  
**Created by:** ADFMDF0A  
**Pointed to by:** RDFBLOCK  
**Serialization:** None  
**Function:** The program stack block indexes the program stack area, which is available to Session Manager routines for save areas, dynamic storage, and so forth.

### Data Area Map

Offsets					
Dec	Hex	Type	Len	Name (Dim)	Description
0	(0)	STRUCTURE	20	STCKBLOK	PROGRAM STACK BLOCK
0	(0)	ADDRESS	4	STCKCURA	LAST ASSIGNED ADDRESS
4	(4)	ADDRESS	4	STCKBLAD	START OF THIS BLOCK
8	(8)	ADDRESS	4	STCKBLEN	LENGTH OF BLOCK
12	(C)	ADDRESS	4	STCKUSED	TOTAL BYTES USED
16	(10)	ADDRESS	4	STCKMAXU	LARGEST EVER USED

# ADFSTP

**Common Name:** Session Manager Stacked PF Key Block  
**Macro ID:** ADFSTP  
**DSECT Name:** STPBLOCK  
**Owning Component:** TSO/E Session Manager (28505)  
**Eye-Catcher ID:** None  
**Offset:** N/A  
**Subpool and Key:** Subpool 230 and Key 1  
**Size:** Variable, depending on the size of the text area.  
**Created by:** ADFICSAV  
**Pointed to by:** DDBSTCKP  
**Serialization:** None  
**Function:** The stacked PF key block describes the saved PF key definitions.

## Data Area Map

Offsets					
Dec	Hex	Type	Len	Name (Dim)	Description
0	(0)	STRUCTURE	*	STPBLOCK	STACKED PFK BLOCKS
0	(0)	ADDRESS	4	STFPTR	POINTER TO NEXT OLDEST STPBLOCK
4	(4)	ADDRESS	4	STBPTR	POINTER TO NEXT YOUNGEST STPBLOCK
8	(8)	UNSIGNED	4	STPVSZ	SIZE OF VARIABLE AREA
12	(C)	ADDRESS	4	STPVFKS (24)	POINTERS TO THE DEFINITIONS
108	(6C)	CHARACTER	*	STPVARBL	START OF TEXT AREA

## ADFSTS

### ADFSTS

**Common Name:** Session Manager Stacked Screen Entry  
**Macro ID:** ADFSTS  
**DSECT Name:** STSBLOCK  
**Owning Component:** TSO/E Session Manager (28505)  
**Eye-Catcher ID:** None  
**Offset:** N/A  
**Subpool and Key:** Subpool 230 and Key 1  
**Size:** Variable, depending on the number of windows  
**Created by:** ADFICSAV  
**Pointed to by:** DDBSTCKS  
**Serialization:** None  
**Function:** ADFSTS serves as a Session Manager control block. It contains window information.

### Data Area Map

Offsets					
Dec	Hex	Type	Len	Name (Dim)	Description
0	(0)	STRUCTURE	*	STSBLOCK	STACKED SCREEN ENTRY
0	(0)	ADDRESS	4	STSPTR	POINTER TO NEXT OLDEST STSBLOCK
4	(4)	ADDRESS	4	STSBPTR	POINTER TO NEXT YOUNGEST STSBLOCK
8	(8)	ADDRESS	4	STSSTCKW	WINDOW STACK ANCHOR
12	(C)	CHARACTER	8	STSDFLD	NAME OF DEFAULT WINDOW
20	(14)	UNSIGNED	2	STSCNTL	SAVE DDBCNTIM
22	(16)	UNSIGNED	2	STSWAIT	SAVE DDBWTIME
24	(18)	UNSIGNED	1	STSWNCNT	SAVED WINDOW COUNT
25	(19)	UNSIGNED	1	STSWINC	WINDOW NUMBER FOR CURSOR
26	(1A)	UNSIGNED	1	STSFIXCR (2)	ROW AND COLUMN FOR CURSOR
28	(1C)	BITSTRING	1	STSFILGS	FLAGS
		1... ....		STSNOTFY	SAVE DDBNOTFY
		.111 1111		*	RESERVED
29	(1D)	UNSIGNED	1	STSWINCT	WINDOW NUMBER FOR TEMPORARY CURSOR
30	(1E)	UNSIGNED	1	STSTMPCR (2)	ROW AND COLUMN FOR TEMPORARY CURSOR
32	(20)	CHARACTER	14	STSVARBL (*)	VARIABLE SECTION
32	(20)	CHARACTER	8	STSWNNM	WINDOW NAME
40	(28)	UNSIGNED	1	STSSROW	START ROW OF WINDOW
41	(29)	UNSIGNED	1	STSSCOL	START COLUMN OF WINDOW
42	(2A)	SIGNED	2	STSLINES	NUMBER OF LINES IN WINDOW
44	(2C)	SIGNED	2	STSWDTH	DATA WIDTH OF WINDOW TSOE R2-PLS3 ARRAY ER

### Cross Reference

Name	Hex Offset	Hex Value	Level	Name	Hex Offset	Hex Value	Level
STSBLOCK	0		1	STSWDTH	2C		3
STSBPTR	4		2	STSWINC	19		2
STSCNTL	14		2	STSWINCT	1D		2
STSDFLD	C		2	STSWNCNT	18		2
STSFIXCR	1A		2	STSWNNM	20		3
STSFILGS	1C		2				
STSPTR	0		2				
STSLINES	2A		3				
STSNOTFY	1C	80	3				
STSSCOL	29		3				
STSSROW	28		3				
STSSTCKW	8		2				
STSTMPCR	1E		2				
STSVARBL	20		2				
STSWAIT	16		2				



## ADFSTW

**Common Name:** Session Manager Stacked Window Block  
**Macro ID:** ADFSTW  
**DSECT Name:** STWBLOCK  
**Owning Component:** TSO/E Session Manager (28505)  
**Eye-Catcher ID:** None  
**Offset:** N/A  
**Subpool and Key:** Subpool 230 and key 1  
**Size:** 44 bytes  
**Created by:** ADFICSAV  
**Pointed to by:** N/A  
**Serialization:** None  
**Function:** This block stores selected fields from the window block on the window stack.

### Data Area Map

Offsets						
Dec	Hex	Type	Len	Name (Dim)	Description	
0	(0)	STRUCTURE	44	STWBLOCK	STACKED WINDOW BLOCKS	
0	(0)	ADDRESS	4	STWFPTR	POINTER TO NEXT OLDEST STWBLOCK	
4	(4)	ADDRESS	4	STWBPTR	POINTER TO NEXT YOUNGEST STWBLOCK	
8	(8)	SIGNED	2	STWLBASE	SAVE WINLBASE	
10	(A)	CHARACTER	8	STWNAME	STREAM FOR INPUT	
18	(12)	CHARACTER	8	STWMNAME	STREAM BEING MONITORED	
26	(1A)	UNSIGNED	1	STWFLAGS	FLAG BYTE	
		1... ....		STWINPA	SAVE WININPA	
		.1.. ....		STWALRM	SAVE WINALRM	
		..1. ....		STWKCUR	SAVE WINKCUR	
		...1 ....		STWINDRK	SAVE WININDRK	
		.... 1..		STWINBRI	SAVE WININBRI	
		.... .1..		STWPROT	SAVE WINPROT	
		.... ..11		*	RESERVED	
27	(1B)	CHARACTER	1	STWMODE	SAVE WINMODE	
28	(1C)	UNSIGNED	1	STWREPT	SAVE WINREPT	
29	(1D)	CHARACTER	1	STWHOLD	SAVE WINHOLD	
30	(1E)	CHARACTER	2	STWAVL1	RESERVED	
32	(20)	UNSIGNED	4	STWCURN	SAVE WINCURN	
36	(24)	UNSIGNED	4	STWPOSN	SAVE WINFRMN	
40	(28)	UNSIGNED	4	STWITIME	SAVE WINITIME	

### Cross Reference

Name	Hex Offset	Hex Value	Level	Name	Hex Offset	Hex Value	Level
STWALRM	1A	40	3	STWNAME	A		2
STWAVL1	1E		2	STWPOSN	24		2
STWBLOCK	0		1	STWPROT	1A	04	3
STWBPTR	4		2	STWREPT	1C		2
STWCURN	20		2				
STWFLAGS	1A		2				
STWFPTR	0		2				
STWHOLD	1D		2				
STWINBRI	1A	08	3				
STWINDRK	1A	10	3				
STWINPA	1A	80	3				
STWITIME	28		2				
STWKCUR	1A	20	3				
STWLBASE	8		2				
STWMNAME	12		2				
STWMODE	1B		2				

## ADFWIN

**Common Name:** Session Manager Current Window Descriptor Block  
**Macro ID:** ADFWIN  
**DSECT Name:** WINBLOCK  
**Owning Component:** TSO/E Session Manager (28505)  
**Eye-Catcher ID:** None  
**Offset:** N/A  
**Subpool and Key:** Subpool 230 and key 1  
**Size:** Variable, depending on the number of lines.  
**Created by:** ADFICWIN  
**Pointed to by:** DDBWNPT field in DDBBLOCK  
**Serialization:** None  
**Function:** Describes one window on the display screen.

### Data Area Map

Offsets					
Dec	Hex	Type	Len	Name (Dim)	Description
0	(0)	STRUCTURE	*	WINBLOCK	WINDOW ENTRY
0	(0)	CHARACTER	8	WINNAME	NAME OF STREAM FOR INPUT
8	(8)	SIGNED	2	WINLINES	NUMBER OF LINES IN WINDOW
10	(A)	SIGNED	2	WINWIDTH	DATA WIDTH OF WINDOW
12	(C)	CHARACTER	1	WINSROW	START ROW OF WINDOW
13	(D)	CHARACTER	1	WINSCOL	START COLUMN OF WINDOW
14	(E)	CHARACTER	2	*	RESERVED
16	(10)	CHARACTER	4	*	
16	(10)	CHARACTER	1	WINHOLD	HOLD MODE
17	(11)	CHARACTER	1	WINDMODE	DISPLAY MODE
18	(12)	UNSIGNED	1	WINREPT	LINES TO REPEAT ON NEXT FRAME
19	(13)	CHARACTER	1	*	RESERVED
20	(14)	CHARACTER	2	WINFLAGS	VARIOUS FLAGS
		1... ....		WININPA	ONE IF NEW LINES WANTED
		.1.. ....		WINFRM	FRAME TO WINFRMN
		..1. ....		WINREQIO	WINDOW REQUIRES I/O
		...1 ....		WINALRM	SOUND ALARM WHEN CHANGED
		.... 1..		WININPT	AT LEAST ONE LINE OF INPUT
		.... .1..		WINKCUR	KEEP CURSOR INFO IN STREAM
		.... ..1.		WINCHG	SET WHEN CNTL INFO CHANGES
		.... ...1		WININDRK	MAKE INPUT INVISIBLE
		1... ....		WININBRI	MAKE INPUT HIGHLIGHTED
		.1.. ....		WINPROT	WINDOW IS PROTECTED
		..11 1111		*	RESERVED
22	(16)	SIGNED	2	WINLBASE	HORIZONTAL LINE BASE
24	(18)	ADDRESS	4	WINSWB	POINTS TO SWBLOCK
28	(1C)	ADDRESS	4	WINSDB	POINTER TO SDB
32	(20)	UNSIGNED	4	WINCURN	HIGHEST LLN SEEN IN STREAM
36	(24)	UNSIGNED	4	WINFRMN	LLN POSTION REQUEST
40	(28)	UNSIGNED	4	WINTLLN	LLN AT TOP OF WINDOW
44	(2C)	UNSIGNED	4	WINBLLN	LLN AT BOTTOM OF WINDOW
48	(30)	UNSIGNED	4	WINITIME	TIME BETWEEN WINDOW WRITES
52	(34)	UNSIGNED	4	WINFTIME	TIME WINDOW WAS FILLED
56	(38)	ADDRESS	4	WINCPOSN	COPY OF SDBPOSN LAST TIME
60	(3C)	CHARACTER	16	WINLENT (*)	LINE ENTRY-ONE PER LINE
60	(3C)	SIGNED	2	WINLLEN	LENGTH OF LINE
62	(3E)	SIGNED	2	WININLEN	LENGTH OF INPUT LINE
64	(40)	CHARACTER	2	WINLSBA	SAVED HARDWARE ADDRESS
66	(42)	BITSTRING	1	WINLFLGS	FLAGS FOR THIS LINE
		1... ....		WINLCHG	THIS LINE HAS CHANGED
		.1.. ....		WININLIN	WININADD AND WININLEN ARE GOOD
67	(43)	UNSIGNED	1	WINLCNTL	LINE CONTROL FIELD
		1... ....		WINBRGHT	MAKE LINE BRIGHT

Offsets		Type	Len	Name (Dim)	Description
Dec	Hex				
		.1.. ....		WINDARK	MAKE LINE NOT DISPLAY
68	(44)	ADDRESS	4	WININADD	POINTER TO INPUT DATA
72	(48)	ADDRESS	4	WINADAT	POINTER TO DATA

**Cross Reference**

Name	Hex Offset	Hex Value	Level
WINADAT	48		3
WINALRM	14	10	3
WINBLLN	2C		2
WINBLOCK	0		1
WINBRGHT	43	80	4
WINCHG	14	02	3
WINCPOSN	38		2
WINCURN	20		2
WINDARK	43	40	4
WINDMODE	11		3
WINFLAGS	14		2
WINFRM	14	40	3
WINFRMN	24		2
WINFTIME	34		2
WINHOLD	10		3
WININADD	44		3
WININBRI	15	80	3
WININDRK	14	01	3
WININLEN	3E		3
WININLIN	42	40	4
WININPA	14	80	3
WININPT	14	08	3
WINITIME	30		2
WINKCUR	14	04	3
WINLBASE	16		2
WINLCHG	42	80	4
WINLCNTL	43		3
WINLENT	3C		2
WINLFLGS	42		3
WINLINES	8		2
WINLLEN	3C		3
WINLSBA	40		3
WINNAME	0		2
WINPROT	15	40	3
WINREPT	12		3
WINREQIO	14	20	3
WINSCOL	D		2
WINSDB	1C		2
WINSROW	C		2
WINSWB	18		2
WINTLLN	28		2
WINWDTH	A		2

## BCDIR

**Common Name:** TSO/E Broadcast Notices Directory Record  
**Macro ID:** IKJZT302  
**DSECT Name:** BCDIR  
**Owning Component:** TSO/E Scheduler (28502)  
**Eye-Catcher ID:** None  
**Offset:** N/A  
**Subpool and Key:** Subpool 0 and key 8  
**Size:** 129 bytes  
**Created by:** TSO/E commands accessing the broadcast data set  
**Pointed to by:** N/A  
**Serialization:** None  
**Function:** Provides a mapping of the fields in the notices directory of the broadcast data set.

### Data Area Map

Offsets		Type	Len	Name (Dim)	Description
Dec	Hex				
		...1 1..1		BCDNENT	"25" NUMBER OF ENTRIES
0	(0)	CHARACTER	5	BCDENTRY (0)	- ENTRY FOR 1 BROADCAST MSG NO.
0	(0)	BITSTRING	1	BCDMFLG (0)	- BROADCAST DIRECTORY MSG. FLAG:
		1... ....		BCDNOMSG	"BIT0" '1' = NO NOTICES MSG ASSIGNED TO THIS MSG NUMBER '0' = NOTICES MSG FOR THIS NUMBER IS ASSIGNED
0	(0)	SIGNED	2	BCDMSGNO	- BROADCAST NOTICES MSG NO. IN HEX
2	(2)	ADDRESS	3	BCDMRBA	- RELATIVE BLOCK ADDR OF NOTICE MSG RCD
5	(5)	CHARACTER	5		- RESERVE SPACE FOR 24 MORE ENTRIES
			(24)		IDENTICAL IN FORMAT TO 'BCDNENT'
125	(7D)	CHARACTER	1	BCDREND	- END-OF-RECORD INDICATOR = X'7F'
126	(7E)	ADDRESS	3	BCDNEXT	- CHAIN PTR TO NEXT NOTICE DIRECTORY RCD (ZERO IF LAST)

### Cross Reference

Name	Hex Offset	Hex Value	Level
BCDENTRY	0		2
BCDMFLG	0		2
BCDMRBA	2		2
BCDMSGNO	0		2
BCDNENT	0	19	2
BCDNEXT	7E		2
BCDNOMSG	0	80	2
BCDREND	7D		2

## **BCMSG**

**Common Name:** TSO/E Broadcast Notices Message Record  
**Macro ID:** IKJZT303  
**DSECT Name:** BCMSG  
**Owning Component:** TSO/E Scheduler (28502)  
**Eye-Catcher ID:** None  
**Offset:** N/A  
**Subpool and Key:** Subpool 0 and key 8  
**Size:** 129 bytes  
**Created by:** TSO/E commands accessing the broadcast data set  
**Pointed to by:** N/A  
**Serialization:** None  
**Function:** Provides a mapping of the fields in the notices message records of the broadcast data set.

### **Data Area Map**

Offsets					
Dec	Hex	Type	Len	Name (Dim)	Description
0	(0)	SIGNED	1	BCMLNG	- LENGTH OF BRODCAST NOTICES MSG TEXT
1	(1)	CHARACTER	125	BCMTEXT	- MESSAGE TEXT (PADDED WITH BLANKS)
126	(7E)	BITSTRING	3		- RESERVED

**BRKELEM**

**Common Name:** TSO/E Break Element  
**Macro ID:** BRKELEM  
**DSECT Name:** BRK, BRKELEM  
**Owning Component:** TSO/E TEST (28503)  
**Eye-Catcher ID:** BRKELEM  
**Offset:** Offset 0 and length 8  
**Subpool and Key:** Subpool 1 and key 8  
**Size:** BRK - 8 bytes  
 BRKELEM - 48 bytes  
**Created by:** IKJEGAT  
**Pointed to by:** BREAKTAB field of the TCOMTAB data area  
**Serialization:** None  
**Function:** Contains information about the break points set up in a program.

**Data Area Map**

Offsets		Type	Len	Name (Dim)	Description
Dec	Hex				
0	(0)	STRUCTURE	40	BRKELEM	

**Comments**

MAPPING DSECT FOR BREAK ELEMENTS AND ASSOCIATED FLAGS.

**End of Comments**

0	(0)	ADDRESS	4	BRKLINK	POINTER TO NEXT BREAK ELEMENT.
4	(4)	ADDRESS	4	BRKADDR	PROBLEM PROGRAM INSTRUCTION ADDRESS.
8	(8)	CHARACTER	8	BRKINST	ORIGINAL INSTRUCTION AND 2 BYTE SVC
16	(10)	BITSTRING	1	BRKFLGS	ONE BYTE FOR FLAGS.
		1... ....		BALSW	BAL, BALR, BAS, BASR, BSM OR BASSM IN ORIGINAL INSTRUCTION
		.1.. ....		BRKRANGE	THIS BREAK ELEMENT IS ONE OF A RANGE.
		..1. ....		BRKLIST	THIS BREAK ELEMENT IS ONE OF A LIST
		...1 ....		BRKNOT	USER IS NOT TO BE NOTIFIED IF THIS BREAKPOINT IS ENCOUNTERED.
		.... 1111		*	RESERVED
17	(11)	BITSTRING	1	*	RESERVED.
18	(12)	UNSIGNED	2	BRKDISP	DISPLACEMENT FROM FIRST ADDRESS OF A RANGE.
20	(14)	ADDRESS	4	BRKNAME	POINTER TO THE ADDRESS STRING.
24	(18)	ADDRESS	4	BRKCHAIN	POINTER TO THE SUB-COMMAND CHAIN.
28	(1C)	SIGNED	4	BRKCOUNT	COUNT INFORMATION.
32	(20)	ADDRESS	4	BRKRB	POINTER TO PROB PROG RB.
36	(24)	ADDRESS	4	*	RESERVED WORD.

Offsets		Type	Len	Name (Dim)	Description
Dec	Hex				
0	(0)	STRUCTURE	48	BRK	NAME FOR ENTIRE BREAK ELEMENT
0	(0)	CHARACTER	8	BRKPREF	BREAK ELEMENT PREFIX
0	(0)	CHARACTER	8	BRKID	ID: 'BRKELEM'
8	(8)	CHARACTER	40	*	BREAK ELEMENT PROPER

**Cross Reference**

<b>Name</b>	<b>Hex Offset</b>	<b>Hex Value</b>	<b>Level</b>
BALSW	10	80	3
BRK	0		1
BRKADDR	4		2
BRKCHAIN	18		2
BRKCOUNT	1C		2
BRKDISP	12		2
BRKELEM	0		1
BRKFLGS	10		2
BRKID	0		3
BRKINST	8		2
BRKLINK	0		2
BRKLIST	10	20	3
BRKNAME	14		2
BRKNONOT	10	10	3
BRKPREF	0		2
BRKRANGE	10	40	3
BRKRB	20		2

**CA**

## PROGRAMMING INTERFACE INFORMATION

**CA**

**Only** the following fields are part of the programming interface:

- CAPTECT
- CAPTIBFR
- CAPTTMP
- CAPTUPT

End of PROGRAMMING INTERFACE INFORMATION

**CA**

**Common Name:** Edit Command Processor Communication Area  
**Macro ID:** IKJEBECA  
**DSECT Name:** IKJEBECA, IKJEBECX  
**Owning Component:** TSO/E EDIT (28501)  
**Eye-Catcher ID:** None  
**Offset:** N/A  
**Subpool and Key:** Subpool 1 and key 8  
**Size:** IKJEBECA - 3992 bytes  
 IKJEBECX - 8 bytes  
**Created by:** IKJEBEIN (alias E, EDIT)  
**Pointed to by:** Registers of the TSO/E EDIT modules, generally register 9  
**Serialization:** None  
**Function:** Contains fields used by all TSO/E EDIT modules, including work areas, parameter lists, data set attributes, control information, and save areas.

**Data Area Map**

Offsets					
Dec	Hex	Type	Len	Name (Dim)	Description
0	(0)	STRUCTURE	3992	IKJEBECA	COMMUNICATION AREA
0	(0)	ADDRESS	4	CAPTTMP	ADDRESS OF TMP PARAMETER LIST
4	(4)	SIGNED	4	*	RESERVED
8	(8)	ADDRESS	4	CAPTAE	ADDRESS OF IKJEBAE
12	(C)	ADDRESS	4	CAPTAT	ADDRESS OF IKJEBAE
16	(10)	ADDRESS	4	CAPTLE	ADDRESS OF IKJELE
20	(14)	ADDRESS	4	CAPTMS	ADDRESS OF IKJEBEMS
24	(18)	ADDRESS	4	CAPTUT	ADDRESS OF IKJEUT
28	(1C)	ADDRESS	4	CAPTMSGM	ADDRESS OF MESSAGE MODULE PRESENTLY IN STORAGE
32	(20)	ADDRESS	4	CAPTRTRY	ADDRESS OF STAE RETRY ROUTINE
36	(24)	ADDRESS	4	CAPTPRSD	ADDRESS OF IKJPARS PDL
36	(24)	ADDRESS	1	CAPRSPDL	INDICATOR BYTE
		1... ....		CAFREEDL	1 - PDL DOES NOT EXIST 0 - PDL REQUIRES FREEMAIN
40	(28)	ADDRESS	4	CAPTIBFR	ADDRESS OF INPUT BUFFER
		1... ....		CAOPERND	1 - OPERANDS PRESENT 0 - NO OPERANDS
44	(2C)	ADDRESS	4	CAPTSCMD	ADDRESS OF SUBCOMMAND LAST ENTERED
48	(30)	SIGNED	2	CASCMDLN	LENGTH OF SUBCOMMAND NAME LAST ENTERED
50	(32)	SIGNED	2	*	RESERVED
52	(34)	ADDRESS	4	CAPTCDCB	ADDRESS OF CURRENT UTILITY DCB
56	(38)	ADDRESS	4	CAPTPDCB	ADDRESS OF NEW UTILITY DCB
60	(3C)	SIGNED	4	CAUTILNO	NUMBER OF RECORDS IN UTILITY DATA SET



Offsets					
Dec	Hex	Type	Len	Name (Dim)	Description
64	(40)	ADDRESS	4	CAPTCORE	ADDRESS OF GETMAIN AREA
68	(44)	SIGNED	4	CACORELN	LENGTH OF GETMAIN AREA
72	(48)	ADDRESS	4	CAPTCHK	ADDRESS OF SYNTAX CHECKER OR LANGUAGE PROCESSOR
76	(4C)	ADDRESS	4	CAPTNBFR	ADDRESS OF SUBCOMMAND BUFFER TO BE USED UPON COMPLETION OF CURRENT SUBCOMMAND
80	(50)	ADDRESS	4	CAPTICDS	ADDRESS OF INCORE DATA SET (SP78)
84	(54)	ADDRESS	4	CAPTICLN	ADDRESS OF INCORE DATA SET LENGTH FIELD
88	(58)	CHARACTER	24	*	RESERVED
112	(70)	ADDRESS	4	CAESDSPL	ADDRESS OF EDIT/SAVE DATASET FOR LINEDROP
116	(74)	SIGNED	2	CAMAXBLK	MAXIMUM BLKSIZE FOR EDITSAVE DATASET USED FOR LINEDROP
118	(76)	CHARACTER	2	*	RESERVED

**Comments**

THIS SECTION CONSISTS OF THE CONTROL FLAGS AND A BREAK DOWN OF THE BIT SWITCHES

**End of Comments**

120	(78)	SIGNED	4	CAATTN	ATTENTION ECB
		1... ....		*	WAIT BIT
		.1.. ....		CAATTNIS	COMPLETE BIT
124	(7C)	CHARACTER	28	CACFLAG	CONTROL FLAGS
124	(7C)	CHARACTER	1	CACFLAG1	CONTROL FLAG 1
		1... ....		CALNTOVF	LINE TO BE VERIFIED, 1 - YES/ 0 - NO
		.1.. ....		CAVRFYSW	VERIFY SWITCH, 1-ON/0-OFF
		..1. ....		CAPROMPT	PROMPT SWITCH, 1-ON/0-OFF
		...1 ....		CASCANSW	SCAN SWITCH, 1-ON/0-OFF
		.... 1...		CAINITSC	SPECIAL CALL OF SCAN 1-YES/0-NO
		.... .1..		CAENDSC	SCAN CALLED BY END, 1 - YES / 0 - NO
		.... .1.		CACAPS	1 - 'CAPS' / 0 - 'ASIS'
		.... ...1		CANONUM	1-'NONUM'/0-'NUM'
125	(7D)	CHARACTER	1	CACFLAG2	CONTROL FLAG 2
		1... ....		CADSMODS	DATA SET MODIFIED, 1 - YES/ 0 - NO
		.1.. ....		CARECFM	0 - VARIABLE/ 1 - FIXED
		..1. ....		CASCANON	1 - 'SCAN'/ 0 - 'NO SCAN'
		...1 ....		CAMODMSG	0-MODE MSG NOT TO BE ISSUED 1-ISSUE EDIT MODE MSG
		.... 1...		CASEQCOL	SEQUENCE FIELD COLUMN NUMBERS ARE NON-STANDARD, 1-YES/0-NO
		.... .111		*	RESERVED
126	(7E)	CHARACTER	1	CACFLAG3	CONTROL FLAG 3
126	(7E)	BITSTRING	1	CAIMFLG	FLAGS USED BY INPUT
		1... ....		CAIMPT	1 - PROMPT/ 0 - NO PROMPT
		.1.. ....		CAIMINS	1-INPUT ENTERED FROM INSERT 0-NOT ENTERED FROM INSERT
		..1. ....		CAIMSC	INPUT ENTERED FROM CARRIAGE RETURN, 1-YES/0-NO
		...1 ....		CAIMIR	1 - I-FORM/ 0 - R-FORM
		.... 1...		CAIMCIN	1-INCREMENT SPECIFIED 0-NO INCREMENT SPECIFIED
		.... .1..		CAIMSFT	1-INPUT WILL PROMPT 0-TCAM WILL PROMPT
		.... .1.		CAIMINPT	1-INPUT HAS WRITTEN YA00040 LINES, 0 - NO YA00040
		.... ...1		CAIMMPT	1- PROMPT MEMBERS = ZA28223 DURING EDIT SAVE
127	(7F)	CHARACTER	1	CACFLAG4	CONTROL FLAG 4
		1... ....		CAFINDIS	1-FIND ISSUED 0-FIND NOT ISSUED
		.1.. ....		CAPTGTBF	1-FREE BUFFER AT EXIT FROM SUBCOMMAND/0-DO NOT FREE

Offsets		Type	Len	Name (Dim)	Description
Dec	Hex				
		..1. ....		CATPUTVF	1-PRINT VERIFY LINE 0-DO NOT PRINT VERIFY LINE
		...1 ....		CAABEND	1-ABEND IN PROCESS 0-ABEND NOT IN PROCESS
		.... 1...		CASCRC20	1-SYNTAX CHECKER RECOVERY IN PROCESS/0-NOT IN PROCESS
		.... .1..		CAINPROC	EDIT BEING EXECUTED FROM AN IN CORE PROCEDURE,1-YES/0-NO
		.... ..1.		CARECURS	1-RECURSIVE ABEND 0-NO RECUR. ABEND
		.... ...1		CADSUSED	DATASET NAME TO BE USED 0-USE &EDIT 1-USE &EDIT2
128	(80)	CHARACTER 1... ....	1	CACFLAG5 CAEDLNDP	CONTROL FLAG 5 LINEDROP RECOVERY INDICATOR 1-LINEDROP HAS OCCURRED 0-NOT LINEDROP
		.1.. ....		CAEDITAR	EDIT AUTOMATIC RECOVERY INDICATOR 0-AUTO REC NOT IN PROGRESS 1- AUTO REC IS IN PROGRESS
		..1. ....		CATEMPWF	WORKFILE TYPE TO BE USED BY EDIT-THROUGHOUT THIS SESSION 0-TEMPORARY WORKFILES USED 1-PERMANENT WORKFILES USED
129	(81)	CHARACTER 1... ....	1	* CACFLAG6 CAFREE	BITS 4-7 RESERVED CONTROL FLAG 6 GOFORT STATEMENT FORMAT 1 - FREE / 0 - FIXED
		.1.. ....		CACHAR48	PLI 48 CHARACTER SET 1-YES / 0-NO
		..1. ....		CACHAR60	PLI 60 CHARACTER SET 1-YES / 0-NO
		...1 1111		*	RESERVED
130	(82)	CHARACTER	1	CAPLILFM	PLI LEFT SOURCE MARGIN
131	(83)	CHARACTER	1	CAPLIRTM	PLI RIGHT SOURCE MARGIN
132	(84)	CHARACTER	20	*	RESERVED

---

**Comments**


---

THE FOLLOWING SECTION DEFINES ATTRIBUTES ASSOCIATED WITH THE TYPE OF DATA SET BEING EDITED.

NOTE -- FIELD NAMES 'CAPD' THROUGH 'CAPDEND' INDICATE THE POSITIONAL RELATIONSHIP OF PROCESSOR INFORMATION RETURNED BY THE PROCESSOR SEARCH ROUTINE(IKJEBEPS) THE FIELDS 'CAPD' THROUGH 'CAEXTNAM' MAINTAIN THE SAME RELATIONSHIP IN THE INITIALIZED COMMUNICATION AREA. INFORMATION DESCRIBED IN FIELDS 'CADATEXT' THROUGH 'CAPDEND' IS TRANSFERRED TO THE PROCESSOR EXTENSION AREA (IKJEBECX STRUCTURE) DURING EDIT INITIALIZATION. THE ADDRESS OF THIS AREA IS MAINTAINED IN THE FIELD 'CAPTPDXT'.

---

**End of Comments**


---

152	(98)	CHARACTER	74	CAPD	TABLE ENTRY FROM IKJEBEPD
152	(98)	CHARACTER	8	CADSTYPE	DATA SET TYPE KEYWORD
160	(A0)	CHARACTER	8	CADSQUAL	DATA SET NAME QUALIFIER
168	(A8)	SIGNED	2	CABLKS	DEFAULT BLOCK SIZE
170	(AA)	CHARACTER	1	CALINE	LINE NUMBER OFFSET
171	(AB)	CHARACTER	1	CALENGTH	LINE NUMBER LENGTH
172	(AC)	CHARACTER	12	CATABS	TABSETTING VALUES AND SWITCH
184	(B8)	CHARACTER	8	CASYNAME	SYNTAX CHECKER NAME
192	(C0)	CHARACTER	1	CADSCODE	DATA SET TYPE CODE

Offsets						
Dec	Hex	Type	Len	Name (Dim)	Description	
193	(C1)	CHARACTER	1	CADSATTR	DATA SET ATTRIBUTES	
		1... ....		CARUN	EXECUTABLE UNDER EDIT, 1 - YES/ 0 - NO	
		.1.. ....		CASCAN	SYNTAX CHECKING ALLOWED, 1 - YES/ 0 - NO	
		..1. ....		CACAPSRQ	CAPS REQUIRED, 1 - YES/ 0 - NO	
		...1 ....		CACAPSDF	CAPS DEFAULT, 1-YES/0-ASIS	
		.... 1...		CADSCONT	CONTINUATION REMAINS IN RECORD, 1-YES/0-NO	
		.... .1..		CALNNUM	DATA SET MUST BE LINE NUMBERED, 1 - YES/ 0 - NO	
		.... ..1.		CALRECLX	LRECL DEFAULT REQUIRED 1-YES/0-NO	
		.... ...1		*	RESERVED	
194	(C2)	CHARACTER	1	CADSATR2	DATA SET ATTRIBUTES	
		1... ....		CALINTAB	LINE NUMBER LENGTH IN TAB VALUE, 1-YES/0-NO	
		.1.. ....		CADSNDFF	DSTYPE IS DSNAME QUALIFIER DEFAULT 1-YES/0-NO	
		..1. ....		CAOBJGEN	IS AN OBJECT DATASET GENERATED FOR THIS DSTYPE 1-YES/0-NO	
		...1 ....		CARUNDS	PROMPTER ACCEPTS INCORE SOURCE: 1 -YES/0 -NO	
		.... 1...		CAINLIST	PROMPTER ACCEPTS INLIST SOURCE 1-YES/ 0-NO	
		.... .111		*	BITS 5-7 RESERVED	
195	(C3)	CHARACTER	1	CARECFMD	RECORD FORMAT DEFAULT	
196	(C4)	CHARACTER	2	CAFLRLDF	F FORMAT LRECL DEFAULT	
198	(C6)	CHARACTER	2	CAFLRLMX	F FORMAT LRECL MAXIMUM	
200	(C8)	CHARACTER	2	CAVLRLDF	V FORMAT LRECL DEFAULT	
202	(CA)	CHARACTER	2	CAVLRLMX	V FORMAT LRECL MAXIMUM	
204	(CC)	CHARACTER	2	CAULRLDF	U FORMAT LRECL DEFAULT	
206	(CE)	CHARACTER	2	CAULRLMX	U FORMAT LRECL MAXIMUM	
208	(D0)	CHARACTER	2	CACHKOPT	CHECKER OPT. BYTES	
210	(D2)	CHARACTER	8	CAPRNAME	PROMPTER NAME	
218	(DA)	CHARACTER	8	CAEXTNAM	USER EXIT NAME	
226	(E2)	CHARACTER	8	CADATEXT	DATEXIT ROUTINE NAME	
234	(EA)	CHARACTER	1	CAPDEND	END OF TABLE ENTRY	
226	(E2)	CHARACTER	2	*	RESERVED	
228	(E4)	ADDRESS	4	CAPTPDXT	ADDRESS OF TABLE EXTENSION AREA	

---

**Comments**


---

OTHER DATA SET RELATED INFORMATION

---

**End of Comments**


---

232	(E8)	SIGNED	2	CALRECL	DATA LENGTH PLUS CONTROL WORD
234	(EA)	SIGNED	2	CABLK2	FINAL COPY BLKSIZE
236	(EC)	CHARACTER	1	CAEDFLAG	CONTROL FLAG FOR EDIT DATA SET
		1... ....		CAEDITDS	1 - EDIT DATA SET 0 - SAVE DATA SET
		.1.. ....		CAEDFNCP	FINAL COPY TO BE PERFORMED 1-YES / 0-NO
		..1. ....		CAEDINCP	INITIAL COPY TO BE PERFORMED, 1-YES / 0-NO
		...1 ....		CAEDDISP	1-DISP=OLD / 0-DISP=NEW
		.... 1...		CAEDMEM	MEMBER EXISTS, 1-YES/0-NO
		.... .1..		CAEDDSOR	1-DSORG=PS/ 0-DSORG=PO
		.... ..1.		CAEDUNCG	0-CATLG/ 1-UNCATLG
		.... ...1		CAEDALOC	DATA SET ALLOCATED - 0-NO/ 1-YES
237	(ED)	CHARACTER	1	CAEDFLG2	FLAG 2 - EDIT DATA SET ATTRIBUTES
		1... ....		CAEDPRTC	DATA SET CONTAINS CONTROL CHARS 1 - YES/ 0 - NO
		.1.. ....		CAEDMODE	EDIT MODE INDICATOR 0-EDIT MODE 1-INPUT MODE
		..1. ....		CAEDRCVR	EDIT RECOVERY INDICATOR 0-RECOVERY NOT REQUESTED 1-RECOVERY REQUEST

Offsets		Type	Len	Name (Dim)	Description
Dec	Hex				
		....		CACALLRC	INDICATES IF IKJEBERC IS TO BE CALLED TO VERIFY UTILITY DATASETS 0-DO NOT CALL IKJEBERC 1-CALL IKJEBERC
		.... 1..		CAUTL1AL	EDITUTL1 ALLOC INDICATOR 0-EDIT ALLOCATED IT 1-USER ALLOCATED IT
		.... .1..		CAUTL2AL	EDITUTL2 ALLOCATION INDICATOR 0-EDIT ALLOCATED IT 1-USER ALLOCATED IT
		.... ..1.		CAUTLWHO	INDICATES WHO ALLOCATED THE NEXT UTILITY DSN TO BE USED. 0-EDIT ALLOCATED IT 1-USER ALLOCATED IT
		.... ...1		CAEDNORC	EDIT NORECOVERY INDICATOR 0- NORECOVERY NOT SPECIFIED 1- NORECOVERY IS SPECIFIED
238	(EE)	SIGNED	2	CAEDDSNL	LENGTH OF EDIT DSNAME
240	(F0)	CHARACTER	44	CAEDDSN	DSNAME OF EDIT DATA SET
284	(11C)	CHARACTER	8	CAEDMEMB	MEMBER OF EDIT DATA SET
292	(124)	CHARACTER	8	CAEDDDN	DDNAME FOR EDIT DATA SET
300	(12C)	CHARACTER	8	CAEDPSWD	PASSWORD FOR EDIT DATA SET
308	(134)	SIGNED	4	CAEDTSIZ	NUMBER OF RECORDS IN UTILITY DATA SET
312	(138)	SIGNED	4	CADSNPTR	POINTER TO NEXT INSERTION RECORD
316	(13C)	SIGNED	2	CADSNLEN	LENGTH OF THIS INSERTION
318	(13E)	SIGNED	2	CADSNOFF	OFFSET IN MESSAGE TO INSERTION
320	(140)	CHARACTER	56	CADSNREC	EDIT DATA SET NAME INSERTION
376	(178)	CHARACTER	1	CASAFLAG	CONTROL FLAG FOR EDIT DATA SET
		1.. ....		CASAVEDS	1 - EDIT DATA SET 0 - SAVE DATA SET
		.1.. ....		CASAFNCP	FINAL COPY TO BE PERFORMED 1-YES / 0-NO
		..1. ....		CASAINCP	INITIAL COPY TO BE PERFORMED, 1-YES / 0-NO
		...1 ....		CASADISP	1-DISP=OLD/ 0-DISP=NEW
		.... 1..		CASAMEM	1 - MEMBER EXISTS 0 - MEMBER DOES NOT EXIST
		.... .1..		CASADSOR	0-DSORG=PS/1-DSORG=PO
		.... ..1.		CASAUNCG	0-CATLG/1-UNCATLG
		.... ...1		CASAALOC	DATA SET ALLOCATED - 0-NO/ 1-YES
377	(179)	CHARACTER	1	CASAFLG2	FLAG 2 - SAVE DATA SET ATTRIBUTES
		1.. ....		CASANCTG	DISP OF NEW,CATLG IS REQUIRED 1-Y/0-N
		.1.. ....		CASADQTY	SPACE ALLOCATION TO BE DOUBLED 1-Y/0-N
378	(17A)	SIGNED	2	CASADSNL	LENGTH OF SAVE DATA SET
380	(17C)	CHARACTER	44	CASADSN	SAVE DATA SET NAME
424	(1A8)	CHARACTER	8	CASAMEMB	MEMBER NAME FOR EDIT DATA SET
432	(1B0)	CHARACTER	8	CASADDN	SAVE DATA SET DDNAME
440	(1B8)	CHARACTER	8	CASAPSWD	PASSWORD FOR SAVE DATA SET
448	(1C0)	SIGNED	4	CASTNUM	STARTING LINE NUMBER
452	(1C4)	SIGNED	4	CANXTREC	NEXT RECORD KEY FOR INPUT MODE
456	(1C8)	SIGNED	4	CACURNUM	CURRENT LINE NUMBER, ''
460	(1CC)	SIGNED	4	CAINCRE	LINE NUMBER INCREMENT
464	(1D0)	SIGNED	4	CAIMLLNO	LAST LINE NUMBER USED IN INPUT MODE
468	(1D4)	SIGNED	4	CAIMLINC	LAST INCREMENT USED IN INPUT MODE
472	(1D8)	ADDRESS	4	*	RESERVED
476	(1DC)	SIGNED	4	CAINSAVE	LAST LINE NUMBER IN INPUT MODE WHEN INSERT USED
480	(1E0)	SIGNED	4	CARECNO	NO. OF ADDITIONAL RECORDS TO BE ADDED TO THE UTILITY DS SIZE
484	(1E4)	SIGNED	4	CAUTSAVE	SAVE AREA FOR LINE NO
488	(1E8)	CHARACTER	4	*	RESERVED
492	(1EC)	CHARACTER	1	*	BIT SWITCH FOR FIND
		1.. ....		CAFILINO	LINE ZERO FOUND
		.111 1111		*	RESERVED
493	(1ED)	CHARACTER	3	*	RESERVED

---

**Comments**


---

SYNTAX CHECKER INTERFACE AND PARAMETER LIST

---

**End of Comments**

---

Offsets					
Dec	Hex	Type	Len	Name (Dim)	Description
496	(1F0)	CHARACTER	12	CASYNLST	SYNTAX CHECKER PARAMETER LIST
496	(1F0)	ADDRESS	4	CASYNBFR	ADDRESS OF FIRST BUFFER IN CHAIN
500	(1F4)	ADDRESS	4	CASYNPWA	ADDRESS OF WORK AREA
504	(1F8)	ADDRESS	4	CASYNPTO	ADDRESS OF OPTION WORD
508	(1FC)	CHARACTER	16	CASYNWA	CHECKER WORK AREA
508	(1FC)	CHARACTER	1	CASYNECD	SYNTAX CHECKER ENTRY CODE
509	(1FD)	ADDRESS	3	CASYNWAP	ADDRESS OF CHECK WORK AREA
512	(200)	ADDRESS	4	CASYNMS1	ADDRESS OF FIRST ERROR MSG
516	(204)	ADDRESS	4	CASYNMS2	ADDRESS OF SECOND AND CHAINED MESSAGES
520	(208)	SIGNED	4	CASYNTEM	TEMPORARY STORAGE FOR CHECKER
524	(20C)	SIGNED	4	CASYNOPT	OPTION WORD
524	(20C)	CHARACTER	1	CASYNCD1	OPTION WORD CODE 1
525	(20D)	CHARACTER	1	CASYNCD2	OPTION WORD CODE 2
526	(20E)	CHARACTER	1	CASYNRCL	RECORD LENGTH FOR FIXED RECORDS(ZERO IF VARIABLE)
527	(20F)	CHARACTER	1	CASYNLST	BIT SWITCHES
		1... ....		*	RESERVED
		.1.. ....		CASYNLN	1 - LINE NUMBERED 0 - NOT LINE NUMBERED
		..1. ....		*	RESERVED
		...1 ....		CASYNIS	0 - DIAGNOSE INCOMPLETE STATEMENTS / 1 - DO NOT DIAGNOSE INCOMPLETE STATEMENTS
		.... 1...		CASYNRFM	1 - VARIABLE RECORD FORMAT 0 - FIXED RECORD FROMAT
		.... .1..		CASYNSF	0 - STANDARD/ 1 - FREE FORM
		.... ..1.		CASYNML	0 - LMSG/ 1 - SMSG
		.... ...1		CASYNMML	0 - 'SCAN'/ 1 - 'NOSCAN'

Comments

PARAMETER LIST FOR TMP SERVICE ROUTINES, WORK AREAS, SAVE  
AREAS, AND BUFFER POOLS

End of Comments

528	(210)	CHARACTER	28	CATMPLST	TMP SERVICE ROUTINE PARAMETER LIST
528	(210)	ADDRESS	4	CAPTUPT	ADDRESS OF UPT
532	(214)	ADDRESS	4	CAPTECT	ADDRESS OF ECT
536	(218)	ADDRESS	4	CAPTECB	ADDRESS OF ECB
540	(21C)	CHARACTER	16	CASRPLST	TMP SR PARAMETER LIST
556	(22C)	CHARACTER	20	CASTAXPL	STAX PARAMETER LIST
576	(240)	CHARACTER	20	CASTAEPL	STAE PARAMETER LIST
596	(254)	CHARACTER	32	CAMAWKA	MAIN CONTROLLER WORK AREA
596	(254)	CHARACTER	28	*	AREA DEFINED IN IKJEBEMA OR IN IKJEBEEN
624	(270)	CHARACTER	1	MACFLAGS	CONTROL FLAGS, BYTE 1
		1... ....		MAECTMOD	ECT MODIFIED TO DELETE 2ND LEVEL MESSAGES
		.1.. ....		MAABBREV	SUBCOMMAND NAME / ABBREVIATION FLAG
		..1. ....		MAENDPRC	END PROCESSING COMPLETE
		...1 ....		MAEBEIN	ABEND OCCURED IN INITIALIZATIO IN IKJEBEIN
		.... 1111		*	RESERVED
625	(271)	CHARACTER	1	MACFLAG2	CONTROL FLAGS, BYTE 2
		1... ....		MATABLE1	IBM/USER TABLE INDICATOR
		.111 1111		*	RESERVED
626	(272)	CHARACTER	2	*	RESERVED
628	(274)	CHARACTER	100	CAMSWKA	MESSAGE SELECTION PARAMETER LIST AND WORK AREA
728	(2D8)	CHARACTER	200	CASRWKA	SERVICE RTN WA
928	(3A0)	CHARACTER	24	CAMODEMG	INSERTION RECORD FOR COMMAND NAME
928	(3A0)	SIGNED	4	CAMODEIS	NUMBER OF INSERTIONS
932	(3A4)	ADDRESS	4	CAMODEPT	ADDRESS OF INSERTION TEXT
936	(3A8)	SIGNED	2	CAMODELN	LENGTH OF INSERTION RECORD
938	(3AA)	SIGNED	2	CAMODEOF	OFFSET IN MESSAGE FOR INSERTION
940	(3AC)	CHARACTER	12	CAMODETX	INSERTION TEXT

## CA

Offsets						
Dec	Hex	Type	Len	Name (Dim)	Description	
952	(3B8)	ADDRESS	4	CAATNBUF	ADDRESS OF INPUT BUFFER OBTAINED BY ATTENTION EXIT	
956	(3BC)	CHARACTER	108	CAATNWKA	ATTENTION EXIT WORKAREA	
1064	(428)	CHARACTER	32	CALDROP	LINE DROP SAVE BUFFER	
1096	(448)	CHARACTER	92	CAAEDCB	USED AFTER ABEND BY FC	
1188	(4A4)	CHARACTER	260	CAFIBFR	FIND BUFFER	
1188	(4A4)	CHARACTER	260	CAARBFR	AUTOMATIC RECOVERY PROCESSING AREA FOR A NEW EDIT COMMAND BUFFER. USING CAFIBFR PRIOR TO ANY SUBCOMMANDS.	
1448	(5A8)	CHARACTER	592	CASCWKA	SUBCOMMAND WORK AREA	
2040	(7F8)	CHARACTER	66	*	RESERVED	
2106	(83A)	CHARACTER	1	CAAFLAG	ESTAE FLAGS	
		1... ..		CAERRMSG	ISSUE MESSAGE 'EDIT ENDED DUE TO ERROR' INDICATOR 0-NO 1-YES	
		.1.. ..		CAAECNCL	ISSUE MESSAGE 'EDIT SESSION CANCELLED' INDICATOR 0-NO 1-YES	
		..1. ....		CAERTRY	RETRY INDICATOR- AN ERROR IN PROCESSING HAS OCCURRED 0-RETRY IS POSSIBLE 1-NO RETRY POSSIBLE	
		...1 ....		CARETAIN	EDITWORK DS DISP INDICATOR 1-RETAIN IT-UNALLOC KEEP 0-DELETE IT-UNALLOC DELETE	
		.... 1111		*	RESERVED	
2107	(83B)	CHARACTER	1	*	RESERVED	
2108	(83C)	SIGNED	2	CACKPINT	CHECK POINT INTERVAL VALUE IF 0- NO INTERVAL CHECKPOINT- ING IS TO BE DONE	
2110	(83E)	SIGNED	2	CACKPACT	CHECK POINT ACTUAL COUNT SET TO 0 WHENEVER A CHECK POINT IS TAKEN OR A NEW UTIL DATASET IS USED	
2112	(840)	ADDRESS	4	CASDWAPT	POINTER TO SDWA USED BY AE	
2116	(844)	ADDRESS	4	CAAERTPT	POINTER TO AE'S RETURN ADDR	
2120	(848)	CHARACTER	528	CABFRPL	BUFFER POOL	
2648	(A58)	CHARACTER	528	CATEMPBF	TEMPORARY BUFFER POOL AVAILABLE TO ALL EDIT SERVICE ROUTINES AND SUBCOMMANDS	
3176	(C68)	CHARACTER	720	CASVAREA	CHAINED SAVE AREAS	
3896	(F38)	ADDRESS	4	CANXTSVA	NEXT SAVE AREA TO USE	
3900	(F3C)	CHARACTER	12	CACLPRM	PARAMETER LIST FOR TRKCALC	
3900	(F3C)	CHARACTER	4	CACLCTYP	UCBTYP FIELD	
3904	(F40)	CHARACTER	4	CALCFLG	FLAG WORD	
3908	(F44)	CHARACTER	4	CACLCKRD	RKDD WORD	
3912	(F48)	CHARACTER	8	*	RESERVED	
3920	(F50)	SIGNED	4	CADSNPT2	POINTER TO NEXT INSERTION RECORD	
3924	(F54)	SIGNED	2	CADSNLN2	LENGTH OF THIS INSERTION, INCLUDING HEADER	
3926	(F56)	SIGNED	2	CADSNOF2	OFFSET, IN MESSAGE, TO INSERTION	
3928	(F58)	CHARACTER	56	CADSNRC2	SAVE DATA SET NAME MSG INSERTION	
3984	(F90)	CHARACTER	8	CAPDEXT	PROCESSOR TABLE EXTENSION AREA	

Offsets						
Dec	Hex	Type	Len	Name (Dim)	Description	
0	(0)	STRUCTURE	8	IKJEBECX	PROCESSOR TABLE EXTENSION AREA	
0	(0)	CHARACTER	8	CXDATEXT	DATEXIT ROUTINE NAME (0'S IF N/A FOR TYPE)	

## Constants

Len	Type	Value	Name	Description
<b>Comments</b>				
THIS SECTION DEFINES THE UNIQUE DATA SET CODES LOCATED IN THE FIELD - CADSCODE				
<b>End of Comments</b>				
4	DECIMAL	592	CASCWKAL	LEN OF CASCWKA
4	DECIMAL	200	CASRWKAL	LEN OF CASRWKA
1	HEX	01	CAPL1F	PL1F DATA SET
1	HEX	02	CAFORTE	FORTRAN E DSN
1	HEX	03	CAFORTG	FORTRAN G DSN
1	HEX	04	CAFORTH	FORTRAN H DSN
1	HEX	05	CATEXT	TEXT TYPE
1	HEX	06	CADATA	DATA TYPE
1	HEX	07	CACLIST	CLIST TYPE
1	HEX	08	CACNTL	CONTROL TYPE
1	HEX	15	CAASM	ASSEMBLER
1	HEX	16	CACOBOL	COBOL
1	HEX	17	CAFORTGI	FORTRAN GI
1	HEX	1E	CAVBASIC	VSBASIC
1	HEX	1F	CAGOFORT	GOFORT
1	HEX	20	CABASIC	BASIC
1	HEX	21	CAIPLI	IPLI
1	HEX	22	CAPLI	PLI
1	HEX	32	CAEDTTYP	MAXIMUM VALUE DS TYPE

<b>Comments</b>				
THIS SECTION DEFINES THE UNIQUE RECORD FORMAT DEFAULT CODES LOCATED IN THE FIELD - CARECFMD				
<b>End of Comments</b>				
1	HEX	80	CARECFMF	FIXED
1	HEX	40	CARECFMV	VARIABLE
1	HEX	C0	CARECFMU	UNDEFINED

<b>Comments</b>				
THIS SECTION DEFINES THE READ/WRITE CODES FOR IKJEBEUT				
<b>End of Comments</b>				
1	HEX	00	CAUTREAD	READ RECORD LAST REFERENCED BY ACCESS METHOD
1	HEX	01	CAUTPREV	READ RECORD PREVIOUS TO LAST REC READ
1	HEX	02	CAUTNEXT	READ RECORD AFTER LAST REC READ
1	HEX	04	CAUTFRST	READ FIRST RECORD IN DATA SET
1	HEX	05	CAUTLAST	READ LAST RECORD IN DATA SET
1	HEX	10	CAUTDEL	DELETE LAST REFERENCED RECORD OR AS SPECIFIED BY WORD2 OF UT PARMLIST
1	HEX	20	CAUTWRT	WRITE THE RECORD THAT IS POINTED TO BY WORD2 OF UT DLIST
1	HEX	21	CAUTWRTS	WRITE SEQUENTIAL USED TO WRITE A NEW UTILITY DATA SET

# CA

Len	Type	Value	Name	Description
1	HEX	22	CAUTWRBF	WRITE ALL BUFFERS THAT HAVE BEEN MODIFIED AND NOT WRITTEN

## Cross Reference

Name	Hex Offset	Hex Value	Level	Name	Hex Offset	Hex Value	Level
CAABEND	7F	10	4	CAEDDSOR	EC	04	3
CAAECNCL	83A	40	3	CAEDFLAG	EC		2
CAAEDCB	448		2	CAEDFLG2	ED		2
CAAFLAG	83A		2	CAEDFNCP	EC	40	3
CAAERTPT	844		2	CAEDINCP	EC	20	3
CAAERTRY	83A	20	3	CAEDITAR	80	40	4
CAARBFR	4A4		3	CAEDITDS	EC	80	3
CAATNBUF	3B8		2	CAEDLNDP	80	80	4
CAATNWKA	3BC		2	CAEDMEM	EC	08	3
CAATTN	78		2	CAEDMEMB	11C		2
CAATTNIS	78	40	3	CAEDMODE	ED	40	3
CABFRPL	848		2	CAEDNORC	ED	01	3
CABLK5	A8		3	CAEDPRTC	ED	80	3
CABLK2	EA		2	CAEDPSWD	12C		2
CACALLRC	ED	10	3	CAEDRCVR	ED	20	3
CACAPS	7C	02	4	CAEDTSIZ	134		2
CACAPSDF	C1	10	4	CAEDUNCG	EC	02	3
CACAPSRQ	C1	20	4	CAENDSC	7C	04	4
CACFLAG	7C		2	CAERRMSG	83A	80	3
CACFLAG1	7C		3	CAESDSPL	70		2
CACFLAG2	7D		3	CAEXTNAM	DA		3
CACFLAG3	7E		3	CAFIBFR	4A4		2
CACFLAG4	7F		3	CAFILINO	1EC	80	3
CACFLAG5	80		3	CAFINDIS	7F	80	4
CACFLAG6	81		3	CAFRLRDF	C4		3
CACHAR48	81	40	4	CAFRLRMX	C6		3
CACHAR60	81	20	4	CAFREE	81	80	4
CACHKOPT	D0		3	CAFREEDL	24	80	4
CACKPACT	83E		2	CAIMCIN	7E	08	5
CACKPINT	83C		2	CAIMFLG	7E		4
CACLCFLG	F40		3	CAIMINPT	7E	02	5
CACLCPRM	F3C		2	CAIMINS	7E	40	5
CACLCRKD	F44		3	CAIMIR	7E	10	5
CACLCTYP	F3C		3	CAIMLINC	1D4		2
CACORELN	44		2	CAIMLLNO	1D0		2
CACURNUM	1C8		2	CAIMMPT	7E	01	5
CADATEXT	E2		3	CAIMPT	7E	80	5
CADSATR2	C2		3	CAIMSC	7E	20	5
CADSATTR	C1		3	CAIMSFPT	7E	04	5
CADSCODE	C0		3	CAINCRE	1CC		2
CADSCONT	C1	08	4	CAINITSC	7C	08	4
CADSMODS	7D	80	4	CAINLIST	C2	08	4
CADSNDEF	C2	40	4	CAINPROC	7F	04	4
CADSNLEN	13C		2	CAINSAVE	1DC		2
CADSNLN2	F54		2	CALDROP	428		2
CADSNOFF	13E		2	CALENGTH	AB		3
CADSNOF2	F56		2	CALINE	AA		3
CADSNPTR	138		2	CALINTAB	C2	80	4
CADSNPT2	F50		2	CALNNUM	C1	04	4
CADSNRC2	F58		2	CALNTOVF	7C	80	4
CADSNREC	140		2	CALRECL	E8		2
CADSQUAL	A0		3	CALRECLX	C1	02	4
CADSTYPE	98		3	CAMAWKA	254		2
CADSUSED	7F	01	4	CAMAXBLK	74		2
CAEDALOC	EC	01	3	CAMODEIS	3A0		3
CAEDDDN	124		2	CAMODELN	3A8		3
CAEDDISP	EC	10	3	CAMODEMG	3A0		2
CAEDDSN	F0		2	CAMODEOF	3AA		3
CAEDDSNL	EE		2	CAMODEPT	3A4		3



Name	Hex Offset	Hex Value	Level	Name	Hex Offset	Hex Value	Level
CAMODETX	3AC		3	CASCANSW	7C	10	4
CAMODMSG	7D	10	4	CASCMDLN	30		2
CAMSWKA	274		2	CASCRC20	7F	08	4
CANONUM	7C	01	4	CASCWKA	5A8		2
CANXTREC	1C4		2	CASDWAPT	840		2
CANXTSVA	F38		2	CASEQCOL	7D	08	4
CAOBJGEN	C2	20	4	CASRPLST	21C		3
CAOPERND	28	80	3	CASRWKA	2D8		2
CAPD	98		2	CASTAEPL	240		2
CAPDEND	EA		3	CASTAXPL	22C		2
CAPDEXT	F90		2	CASTNUM	1C0		2
CAPLILFM	82		3	CASVAREA	C68		2
CAPLIRTM	83		3	CASYNAME	B8		3
CAPRNAME	D2		3	CASYNBFR	1F0		3
CAPROMPT	7C	20	4	CASYNCD1	20C		3
CAPRSPDL	24		3	CASYNCD2	20D		3
CAPTAE	8		2	CASYNECD	1FC		3
CAPTAT	C		2	CASYNIS	20F	10	4
CAPTCDCB	34		2	CASYNLN	20F	40	4
CAPTCHK	48		2	CASYNLST	1F0		2
CAPTCORE	40		2	CASYNML	20F	02	4
CAPTECB	218		3	CASYNMS1	200		3
CAPTECT	214		3	CASYNMS2	204		3
CAPTGTBF	7F	40	4	CASYNOPT	20C		2
CAPTIBFR	28		2	CASYNPTO	1F8		3
CAPTICDS	50		2	CASYNPWA	1F4		3
CAPTICLN	54		2	CASYNRCL	20E		3
CAPTLE	10		2	CASYNRFM	20F	08	4
CAPTMS	14		2	CASYNSCN	20F	01	4
CAPTMSGM	1C		2	CASYNSF	20F	04	4
CAPTNBFR	4C		2	CASYNSW	20F		3
CAPTPDCB	38		2	CASYNTEM	208		3
CAPTPDXT	E4		2	CASYNWA	1FC		2
CAPTPRSD	24		2	CASYNWAP	1FD		3
CAPTRTRY	20		2	CATABS	AC		3
CAPTSCMD	2C		2	CATEMPBF	A58		2
CAPTTMP	0		2	CATEMPWF	80	20	4
CAPTUPT	210		3	CATMPLST	210		2
CAPTUT	18		2	CATPUTVF	7F	20	4
CARECFM	7D	40	4	CAULRLDF	CC		3
CARECFMD	C3		3	CAULRLMX	CE		3
CARECNO	1E0		2	CAUTILNO	3C		2
CARECURS	7F	02	4	CAUTLWHO	ED	02	3
CARETAIN	83A	10	3	CAUTL1AL	ED	08	3
CARUN	C1	80	4	CAUTL2AL	ED	04	3
CARUNDS	C2	10	4	CAUTSAVE	1E4		2
CASAALOC	178	01	3	CAVLRDLF	C8		3
CASADDN	1B0		2	CAVLRMLX	CA		3
CASADISP	178	10	3	CAVRFYSW	7C	40	4
CASADQTY	179	40	3	CXDATEXT	0		2
CASADSN	17C		2	IKJEBECA	0		1
CASADSNL	17A		2	IKJEBECX	0		1
CASADSOR	178	04	3	MAABBREV	270	40	4
CASAFLAG	178		2	MACFLAGS	270		3
CASAFLG2	179		2	MACFLAG2	271		3
CASAFNCP	178	40	3	MAEBEIN	270	10	4
CASAINCP	178	20	3	MAECTMOD	270	80	4
CASAMEM	178	08	3	MAENDPRC	270	20	4
CASAMEMB	1A8		2	MATABLE1	271	80	4
CASANCTG	179	80	3				
CASAPSWD	1B8		2				
CASAUNCG	178	02	3				
CASAVEDS	178	80	3				
CASCAN	C1	40	4				
CASCANON	7D	20	4				

## CAFMAP

---

 PROGRAMMING INTERFACE INFORMATION
 

---

### CAFMAP

---

 End of PROGRAMMING INTERFACE INFORMATION
 

---

## CAFMAP

**Common Name:** Parameter List for the CLIST Attention Facility  
**Macro ID:** IKJCAFPL  
**DSECT Name:** CAFMAP  
**Owning Component:** TSO/E Scheduler (28502)  
**Eye-Catcher ID:** CAF  
**Offset:** Offset 0 and length 4  
**Subpool and Key:** Storage must be in the same key as the invoker of IKJCAF, and the subpool is the same as the invoker of IKJCAF.  
**Size:** 40 bytes  
**Created by:** The invoker of IKJCAF  
**Pointed to by:** Register 1  
**Serialization:** None  
**Function:** IKJCAFPL maps the parameters passed to the CLIST attention facility IKJCAF. It also contains the constants used to initialize the acronym and version number.

### Data Area Map

Offsets					
Dec	Hex	Type	Len	Name (Dim)	Description
0	(0)	STRUCTURE	40	CAFMAP	
0	(0)	CHARACTER	4	CAFCAF	IDENTIFIER 'CAF' - USE CAFCAF WHEN SETTING THIS VARIABLE
4	(4)	UNSIGNED	1	CAFLEV	VERSION NUMBER - USE CAFLEVN WHEN SETTING THIS VARIABLE
5	(5)	BITSTRING	1	CAFRES01	RESERVED
6	(6)	BITSTRING	1	CAFRES02	RESERVED
7	(7)	BITSTRING	1	CAFRES03	RESERVED
8	(8)	CHARACTER	32	CAFPARM	USED TO CLEAR OUT PARAMETER LIST
8	(8)	ADDRESS	4	CAFTAIE	POINTER TO THE TAIE
12	(C)	ADDRESS	4	CAFIOPL	POINTER TO THE IOPL
16	(10)	ADDRESS	4	CAFPGPB	POINTER TO PUTGET PARM BLOCK
20	(14)	ADDRESS	4	CAFSTPB	POINTER TO STACK PARM BLOCK
24	(18)	CHARACTER	4	CAFABEND	ABEND CODE IF IKJCAF FAILS - SAME CONTENTS AS SDWAABCC
28	(1C)	SIGNED	4	CAFRSNC	REASON CODE OR ZERO IF IKJCAF FAILS - SAME CONTENTS AS SDWAGR15
32	(20)	SIGNED	4	CAFRES05	RESERVED
36	(24)	SIGNED	4	CAFRES06	RESERVED
40	(28)	CHARACTER		CAFEND	ASSURE WORK AREA ENDS ON A DOUBLE WORD BOUNDARY. ANY ADDITIONS TO WORK AREA SHOULD BE PUT BEFORE CAFEND

**Constants**

Len	Type	Value	Name	Description
<b>Comments</b>				
THE FOLLOWING FIELDS ARE CONSTANTS THAT CAN BE USED TO SET CAFCAF OR CAFLEV				
<b>End of Comments</b>				
4	CHARACTER	CAF	CAFCAF	CAF ACRONYM CONSTANT
1	DECIMAL	1	CAFLEVN	CAF VERSION NUMBER

**Cross Reference**

Name	Hex Offset	Hex Value	Level
CAFABEND	18		3
CAFCAF	0		2
CAFEND	28		2
CAFIOPL	C		3
CAFLEV	4		2
CAFMAP	0		1
CAFPARM	8		2
CAFPGPB	10		3
CAFRES01	5		2
CAFRES02	6		2
CAFRES03	7		2
CAFRES05	20		3
CAFRES06	24		3
CAFRSNCD	1C		3
CAFSTPB	14		3
CAFTAIE	8		3

## CHSDCPRB

**Common Name:** Connectivity Programming Request Block  
**Macro ID:** CHSDCPRB  
**DSECT Name:** CPRB  
**Owning Component:** TSO/E MVSSERV (28507)  
**Eye-Catcher ID:** CPRB  
**Offset:** Offset 4 and length 4  
**Subpool and Key:** (May reside above or below 16 megabytes)  
**Size:** 112 bytes  
**Created by:** MVSSERV Service Request Interface (SRI) from a request SRIU, passed to a server  
**Pointed to by:** ECF Request Queue Control Block  
**Serialization:** None  
**Function:** The CPRB is used for communications of service function requests between local and remote environments. The CPRB defines a service request and reply, and also defines the server parameter and data fields.

### Data Area Map

Offsets					
Dec	Hex	Type	Len	Name (Dim)	Description
0	(0)	STRUCTURE	112	CHSDCPRB	Connectivity Programming Request Block
0	(0)	UNSIGNED	1	CRBF1	Version and modification level
1	(1)	UNSIGNED	1	CRBF2	Reserved.
2	(2)	UNSIGNED	1	CRBF3	Request flags.
		1... ....		CRBFMOV	1=Move mode, 0=Locate mode.
		.11. ....		*	Reserved.
		...1 ....		CRBFREM	1=Remote origin, 0=Local origin.
		.... 1...		CRBFNWT	Requestor not waiting (use redrive address).
		.... .1..		CRBFNOR	Notify request (no reply expected).
		.... ..1.		CRBFSUB	Subrequest, REQID has original ID.
		.... ...1		CRBFRSP	Reply to previous request.
3	(3)	BITSTRING	1	CRBF4	Request type.
4	(4)	CHARACTER	4	CRBCPRB	Control Block Identifier.
8	(8)	SIGNED	4	CRBSRTNC	Server return code field.
12	(C)	SIGNED	4	CRBCRTNC	Enhanced Connectivity Facility return code field.
12	(C)	SIGNED	2	CRBCRSNC	Enhanced Connectivity Facility reason code.
14	(E)	SIGNED	2	CRBCRSPC	Enhanced Connectivity Facility response code.
16	(10)	CHARACTER	8	CRBSNAME	Server name.
24	(18)	UNSIGNED	2	CRBRSV1	Reserved.
26	(1A)	UNSIGNED	2	CRBFID	Server function number to be performed.
28	(1C)	CHARACTER	4	CRBRSV2	Reserved.
28	(1C)	SIGNED	2	CRBRSV3	Reserved.
30	(1E)	UNSIGNED	2	CRBRSV4	Reserved.
32	(20)	ADDRESS	4	CRBRSV5	Reserved.
36	(24)	UNSIGNED	4	CRBRSV6	Reserved.
40	(28)	SIGNED	4	CRBRQDLN	Requestor's request data area length.
44	(2C)	ADDRESS	4	CRBRQDAT	Requestor's request data area address.
48	(30)	SIGNED	4	CRBRPDLN	Reply data area length.
52	(34)	ADDRESS	4	CRBRPDAT	Reply data area address.
56	(38)	SIGNED	4	CRBRQPLN	Requestor's request parameter area length.
60	(3C)	ADDRESS	4	CRBRQPRM	Requestor's request parameter area address.
64	(40)	SIGNED	4	CRBRPPLN	Reply parameter area length
68	(44)	ADDRESS	4	CRBRPPRM	Reply parameter area address.
72	(48)	ADDRESS	4	CRBRSV7	Reserved.
76	(4C)	ADDRESS	4	CRBRSV8	Reserved.
80	(50)	ADDRESS	4	CRBRSV9	Reserved.
84	(54)	SIGNED	4	CRBRSV10	Reserved.
88	(58)	ADDRESS	4	CRBRSV11	Reserved.
92	(5C)	ADDRESS	4	CRBRSV12	Reserved.

Offsets					
Dec	Hex	Type	Len	Name (Dim)	Description
96	(60)	CHARACTER	8	CRBRSV13	Reserved.
104	(68)	CHARACTER	8	CRBRSV14	Reserved.
112	(70)	CHARACTER		*	Force it to end in double word boundary.

### Constants

Len	Type	Value	Name	Description
Comment				
C O N S T A N T S				
End of Comment				
1	HEX	01	CRBVERS	Version Number
4	CHARACTER	CPRB	CRBNAME	Control Block identifier
4	DECIMAL	112	CRBSIZE	Length of the CPRB
4	DECIMAL	0	CRBSUBPL	Subpool number
Comment				
Values used to set the server function request field - CRBF4				
End of Comment				
1	HEX	01	CRBRQS	Request Server request
1	HEX	03	CRBDFS	Define server request
Comment				
Values for Enhanced Connectivity Facility reason code - CRBCRSNC field				
End of Comment				
2	DECIMAL	0	CRBREASC	Complete
2	DECIMAL	1	CRBREASF	Service request failed
Comment				
Values for Enhanced Connectivity Facility response code - CRBCRSPC field. These values are set based on the type of service request initiated. Below the values are shown for each type of service request -				
Enhanced Connectivity Facility response code values for a DEFINE SERVER service request:				
End of Comment				
2	DECIMAL	0	CRBDFSN	Normal completion
2	DECIMAL	48	CRBDFSDS	Duplicate server name found
2	DECIMAL	52	CRBDFSCF	Enhanced
Comment				
Connectivity facility failed				
Enhanced Connectivity Facility response code values for a REQUEST SERVER service request:				
End of Comment				
2	DECIMAL	0	CRBRQSN	Normal completion
2	DECIMAL	30	CRBRQSNF	The server was not found
2	DECIMAL	31	CRBRQSNNA	The server was not available
2	DECIMAL	32	CRBRQSPL	Reply parameter length is invalid
2	DECIMAL	33	CRBRQSDL	Reply data length is invalid
2	DECIMAL	35	CRBRQSSF	Server failed
2	DECIMAL	36	CRBRQSCF	Enhanced

## CHSDCPRB

Len	Type	Value	Name	Description
Comment				
Connectivity facility failed				
Enhanced Connectivity Facility Router Return Codes:				
End of Comment				
4	DECIMAL	0	CRBRS	Successful routing the service request
4	DECIMAL	4	CRBRNS	Not successful routing the service request
4	DECIMAL	8	CRBRICD	Request is invalid. Data in CPRB is not valid.
4	DECIMAL	12	CRBRICIA	Request is invalid. 24-bit addresses to CPRB or within CPRB determined to be invalid.
4	DECIMAL	16	CRBRICBA	Request is invalid. Addresses to CPRB or within CPRB are invalid and caused an Abend

## Cross Reference

Name	Hex Offset	Hex Value
CHSDCPRB	0	
CRBCPRB	4	
CRBCRSNC	C	
CRBCRSPC	E	
CRBCRTNC	C	
CRBFID	1A	
CRBFMOV	2	80
CRBFNOR	2	04
CRBFNWT	2	08
CRBFREM	2	10
CRBFRSP	2	01
CRBFSUB	2	02
CRBF1	0	
CRBF2	1	
CRBF3	2	
CRBF4	3	
CRBRPDAT	34	
CRBRPDLN	30	
CRBRPPLN	40	
CRBRPPRM	44	
CRBRQDAT	2C	
CRBRQDLN	28	
CRBRQPLN	38	
CRBRQPRM	3C	
CRBRSV1	18	
CRBRSV10	54	
CRBRSV11	58	
CRBRSV12	5C	
CRBRSV13	60	
CRBRSV14	68	
CRBRSV2	1C	
CRBRSV3	1C	
CRBRSV4	1E	
CRBRSV5	20	
CRBRSV6	24	
CRBRSV7	48	
CRBRSV8	4C	
CRBRSV9	50	
CRBSNAME	10	
CRBSRTNC	8	

## CONTAB

**Common Name:** TSO/E Internal Control Table for SUBMIT Command  
**Macro ID:** IKJEFFCT  
**DSECT Name:** CONTAB  
**Owning Component:** TSO/E Scheduler (28502)  
**Eye-Catcher ID:** None  
**Offset:** Offset 0 and length 12  
**Subpool and Key:** Subpool 0 and key 1  
**Size:** 108 bytes  
**Created by:** IKJEFF04  
**Pointed to by:** Register 1 gives location of pointer to CONTAB  
 (in most SUBMIT modules)  
**Serialization:** None  
**Function:** Contains data and pointers that do not change during the main flow of SUBMIT  
 command's logic. Items in CONTAB are pointers to current statement, INTRDR close  
 routine, HISTORY table, number of data sets submitted, current and next jobname,  
 MSGTABLE, user id, CPPL, installation exit word and address, DD chain list,  
 communication ECB, save area, and INTRDR data set's VSAM ACB and RPL control  
 blocks. CONTAB also has the SUBMIT command name as entered by the user.

### Data Area Map

Offsets					
Dec	Hex	Type	Len	Name (Dim)	Description
0	(0)	STRUCTURE	108	CONTAB	SUBMIT CONTROL TABLE
0	(0)	CHARACTER	12	CONTABID	TABLE ID = 'SUBMIT TABLE'
12	(C)	ADDRESS	4	CTDCBPT	POINTER TO DCB FOR CURRENT INPUT DATA SET
16	(10)	ADDRESS	4	STMTPT	PTR TO CURRENT JCL STATEMENT
20	(14)	ADDRESS	4	CLOSERPT	PTR TO IKJEFF15 ROUTINE
24	(18)	ADDRESS	4	HISTPT	PTR TO HISTORY TABLE(IKJEFFHT)
28	(1C)	ADDRESS	4	CTNDSNPT	POINTER TO 2-BYTE NUMBER OF DATA SETS SUBMITTED
32	(20)	ADDRESS	4	JOBNAMPT	PTR TO JOB NAMES (16 BYTES)
36	(24)	ADDRESS	4	MSGLISPT	PTR TO MSGTABLE PARM LIST (IKJEFFMT)
40	(28)	ADDRESS	4	PPLPTR	PTR TO PARSE'S PARMLIST
44	(2C)	ADDRESS	4	TMCTPT	PTR TO TMCT (TMP'S CPPL C.B.)
48	(30)	ADDRESS	4	EXWORD	WORD FOR EXIT'S USE
52	(34)	ADDRESS	4	EXITAD	ADDRESS OF INSTALLATION EXIT (IKJEFF10)
56	(38)	ADDRESS	4	DDPTR	POINTER TO DD CHAIN LIST FOR SUBMITTED DATA SETS
60	(3C)	ADDRESS	4	COMECBPT	POINTER TO COMMUNICATION ECB
64	(40)	ADDRESS	4	INITSAVE	POINTER TO IKJEFF04 SAVE AREA (FOR USE IN DUMP READING)
68	(44)	ADDRESS	4	CTRPLPT	ADDRESS OF INTRDR'S RPL C.B. (USED BY IKJEFF15, 05)
72	(48)	ADDRESS	4	CTACBPT	ADDRESS OF INTRDR'S ACB C.B. (USED BY IKJEFF15, 20)
76	(4C)	CHARACTER	8	CTCMDNM	SUBMIT COMMAND NAME, AS ENTERED BY USER
84	(54)	CHARACTER	8	CTIDINFO	TSO USERID FIELDS
84	(54)	UNSIGNED	1	CTIDLN	LENGTH OF TSO USERID
85	(55)	CHARACTER	7	CTUSERID	USER'S TSO USERID
92	(5C)	ADDRESS	4	*	RESERVED
96	(60)	ADDRESS	4	CTDFPTR	PTR TO DFPARMS FOR DAIRFAIL (IKJEFF18)
100	(64)	ADDRESS	4	CTGFPTR	PTR TO GFPARMS FOR GNRLFAIL (IKJEFF19)
104	(68)	ADDRESS	4	*	RESERVED

## CONTAB

### Cross Reference

Name	Hex Offset	Hex Value	Level
CLOSERPT	14		2
COMECBPT	3C		2
CONTAB	0		1
CONTABID	0		2
CTACBPT	48		2
CTCMDNM	4C		2
CTDCBPT	C		2
CTDFPTR	60		2
CTGFPTR	64		2
CTIDINFO	54		2
CTIDLN	54		3
CTNDSNPT	1C		2
CTRPLPT	44		2
CTUSERID	55		3
DDPTR	38		2
EXITAD	34		2
EXWORD	30		2
HISTPT	18		2
INITSAVE	40		2
JOBNAMPT	20		2
MSGLISPT	24		2
PPLPTR	28		2
STMTPT	10		2
TMCTPT	2C		2



**CPPL**

## PROGRAMMING INTERFACE INFORMATION

**CPPL**

End of PROGRAMMING INTERFACE INFORMATION

**CPPL**

**Common Name:** TSO/E Command Processor Parameter List  
**Macro ID:** IKJCPPL  
**DSECT Name:** CPPL  
**Owning Component:** TSO/E Scheduler (28502)  
**Eye-Catcher ID:** None  
**Offset:** N/A  
**Subpool and Key:** Subpool 1 and key 8  
**Size:** 16 bytes  
**Created by:** IKJEFT01  
**Pointed to by:** Register 1 on entry to command processor  
**Serialization:** None  
**Function:** Parameter list passed to the command processor, containing pointers to UPT, PSCB, ECT and the command buffer.

**Data Area Map**

Offsets					
Dec	Hex	Type	Len	Name (Dim)	Description
0	(0)	ADDRESS	4	CPPLCBUF	PTR TO COMMAND BUFFER
4	(4)	ADDRESS	4	CPPLUPT	PTR TO UPT
8	(8)	ADDRESS	4	CPPLPSCB	PTR TO PSCB
12	(C)	ADDRESS	4	CPPLECT	PTR TO ECT

**CSOA**

## PROGRAMMING INTERFACE INFORMATION

**CSOA**

End of PROGRAMMING INTERFACE INFORMATION

**CSOA**

**Common Name:** TSO/E Command Scan Output Area  
**Macro ID:** IKJCSOA  
**DSECT Name:** CSOA  
**Owning Component:** TSO/E Scheduler (28502)  
**Eye-Catcher ID:** None  
**Offset:** N/A  
**Subpool and Key:** Subpool 1 and key 8  
**Size:** 8 bytes  
**Created by:** Caller of Command Scan Service Routine  
**Pointed to by:** CSPLOA field of the CSPL data area  
**Serialization:** None  
**Function:** Command Scan's Output Area mapping macro. Flags are set by Command Scan to describe the result of the Scan.

**Data Area Map**

Offsets					
Dec	Hex	Type	Len	Name (Dim)	Description
0	(0)	ADDRESS	4	CSOACNM	PTR TO COMMAND NAME-IF 0 INVALID CMD NAME
4	(4)	SIGNED	2	CSOALNM	LENGTH OF CMD NAME
6	(6)	BITSTRING	1	CSOAFGL	FLAGS
		1... ....		CSOAVWP	"X'80" VALID WITH PARAMETERS
		.1.. ....		CSOAVNP	"X'40" VALID NO PARAMS
		..1. ....		CSOAQM	"X'20" QUESTION MARK
		...1 ....		CSOANOC	"X'10" NO COMMAND
		.... 1...		CSOABAD	"X'08" BAD CMD NAME
		.... .1..		CSOAEEXEC	"X'04" IMPLICIT EXEC COMMAND NAME Y30PQJN
7	(7)	CHARACTER	1		RESERVED

**Cross Reference**

Name	Hex Offset	Hex Value	Level
CSOABAD	6	8	2
CSOACNM	0		2
CSOAEEXEC	6	4	2
CSOAFGL	6		2
CSOALNM	4		2
CSOANOC	6	10	2
CSOAQM	6	20	2
CSOAVNP	6	40	2
CSOAVWP	6	80	2

**CSPL**

## PROGRAMMING INTERFACE INFORMATION

**CSPL**

End of PROGRAMMING INTERFACE INFORMATION

**CSPL**

**Common Name:** TSO/E Command Scan Parameter List  
**Macro ID:** IKJCSPL  
**DSECT Name:** CSPL  
**Owning Component:** TSO/E Scheduler (28502)  
**Eye-Catcher ID:** None  
**Offset:** N/A  
**Subpool and Key:** Subpool 0 or 1 and key 1 or 8  
**Size:** 24 bytes  
**Created by:** Caller of Command Scan Service Routine  
**Pointed to by:** CSPLPTR - register 1  
**Serialization:** None  
**Function:** Command Scan Parameter List mapping macro.

**Data Area Map**

Offsets						
Dec	Hex	Type	Len	Name (Dim)	Description	
0	(0)	ADDRESS	4	CSPLUPT	PTR TO UPT	
4	(4)	ADDRESS	4	CSPECT	PTR TO ECT	
8	(8)	ADDRESS	4	CSPLECB	PTR TO CP'S ECB	
12	(C)	ADDRESS	4	CSPLFLG	PTR TO FLAG WORD WHICH IS OBTAINED & FREED BY CALLER. BIT 0 SET TO 0= SYNTAX CHECKING OF COMMAND NAME.	
16	(10)	ADDRESS	4	CSPLOA	PTR TO OUTPUT AREA (CSOA DSECT)	
20	(14)	ADDRESS	4	CSPLCBUF	PTR TO COMMAND BUFFER	

**DFPARMS**

## PROGRAMMING INTERFACE INFORMATION

**DFPARMS**  
**DFID**  
**DFBUFS**

End of PROGRAMMING INTERFACE INFORMATION

**DFPARMS**

**Common Name:** TSO/E Parameter List to IKJEFF18 (DAIRFAIL)  
**Macro ID:** IKJEFFDF  
**DSECT Name:** DFPARMS, DFID, DFBUFS  
**Owning Component:** TSO/E Scheduler (28502)  
**Eye-Catcher ID:** None  
**Offset:** N/A  
**Subpool and Key:** Subpool 0 or 1 and key 1 or 8  
**Size:** DFPARMS - 24 bytes  
 DFID - 2 bytes  
 DFBUF - 511 bytes  
**Created by:** Caller of IKJEFF18  
**Pointed to by:** Register 1  
**Serialization:** None  
**Function:** This parameter list is the interface to IKJEFF18 from a caller with an error return from SVC 99 (dynamic allocation) or DAIR. IKJEFF18 will issue an error message to the TSO terminal or as a write to programmer and/or return the message in the caller's buffers.

**Data Area Map**

Offsets		Type	Len	Name (Dim)	Description
Dec	Hex				
0	(0)	STRUCTURE	24	DFPARMS	PARAMETER LIST TO IKJEFF18
0	(0)	ADDRESS	4	DFS99RBP	ADDRESS OF THE FAILING SVC 99 REQUEST BLOCK FOR SVC 99 ERRORS
0	(0)	ADDRESS	4	DFDAPLP	ADDRESS OF THE FAILING DAIR PARAMETER LIST FOR DAIR ERRORS
4	(4)	ADDRESS	4	DFRCP	ADDRESS OF A FOUR BYTE STORAGE AREA CONTAINING THE SVC 99 OR THE DAIR REGISTER 15 RETURN CODE
8	(8)	ADDRESS	4	DFJEFF02	ADDRESS OF A FOUR BYTE STORAGE AREA WHICH CONTAINS EITHER THE ENTRY POINT ADDRESS OF IKJEFF02 (MESSAGE WRITER FOR IKJEFF18) OR ZEROES IF ENTRY ADDRESS UNKNOWN
12	(C)	ADDRESS	4	DFIDP	ADDR OF DFID FIELD
16	(10)	ADDRESS	4	DFCPPLP	ADDRESS OF THE CPPL - THIS IS NEEDED ONLY WHEN IKJEFF18 IS CALLED WITH AN SVC 99 ERROR
20	(14)	ADDRESS	4	DFBUFP	ADDRESS OF DFBUFS FIELD IF DFBUFSW OR DFBUFS2 ON

Offsets		Type	Len	Name (Dim)	Description
Dec	Hex				
<b>Comments</b>					
MAP OF THE CALLER IDENTIFIER AREA POINTED TO BY DFIDP					
<b>End of Comments</b>					

Offsets		Type	Len	Name (Dim)	Description
Dec	Hex				
0	(0)	STRUCTURE	2	DFID	CALLER IDENTIFIER
0	(0)	BITSTRING	1	*	FLAG AREA
		1... ....		DFWTP	ON IF THE CALLER WANTS A WRITE TO PROGRAMMER INSTEAD OF A DEFAULT PUTLINE
		.1.. ....		DFBUFSW	ON IF THE CALLER WANTS MESSAGE TEXT RETURNED IN BUFFERS INSTEAD OF A DEFAULT PUTLINE
		..1. ....		DFBUFS2	ON IF WANT DFBUFSW FUNCTION PLUS PUTLINE (OR WTP)
		...1 1111		*	RESERVED - MUST BE ZERO
1	(1)	UNSIGNED	1	IDNUM	CALLER IDENTIFIER NUMBER (VALUES DESCRIBED BELOW)
1	(1)	UNSIGNED	1	DFIDNUM	ALTERNATE NAME FOR IDNUM

<b>Comments</b>					
MAP OF CALLER-SUPPLIED BUFFERS					
<b>End of Comments</b>					

Offsets		Type	Len	Name (Dim)	Description
Dec	Hex				
0	(0)	STRUCTURE	511	DFBUFS	(NEED NOT INITIALIZE)
0	(0)	CHARACTER	255	DFBUF1	FIRST EXTRACT BUFFER
0	(0)	SIGNED	2	DFBUFL1	LENGTH OF AREA USED IN DFBUF1 (INCLUDES DFBUFL1 AND DFBUFO1 LENGTHS)
2	(2)	SIGNED	2	DFBUFO1	OFFSET IS ZERO ON RETURN
4	(4)	CHARACTER	251	DFBUFT1	TEXT OF FIRST LEVEL MESSAGE
255	(FF)	CHARACTER	1	*	ALIGNMENT FACTOR
256	(100)	CHARACTER	255	DFBUF2	SECOND EXTRACT BUFFER
256	(100)	SIGNED	2	DFBUFL2	LENGTH (INCLUDES LLOO FIELDS)
258	(102)	SIGNED	2	DFBUFO2	OFFSET
260	(104)	CHARACTER	251	DFBUFT2	TEXT OF SECOND LEVEL MESSAGE

### Constants

Len	Type	Value	Name	Description
<b>Comments</b>				
POSSIBLE VALUES FOR IDNUM				
<b>End of Comments</b>				
1	DECIMAL	50	DFSVC99	GENERAL CALLER WITH AN SVC 99 ERROR
1	DECIMAL	51	DFFREE	FREE COMMAND WITH AN SVC 99 ERROR

## DFPARMS

Len	Type	Value	Name	Description
1	DECIMAL	1	DFDAIR	GENERAL CALLER WITH A DAIR ERROR

## Cross Reference

Name	Hex Offset	Hex Value	Level
DFBUFL1	0		3
DFBUFL2	100		3
DFBUFO1	2		3
DFBUFO2	102		3
DFBUFP	14		2
DFBUFS	0		1
DFBUFSW	0	40	3
DFBUFS2	0	20	3
DFBUFT1	4		3
DFBUFT2	104		3
DFBUF1	0		2
DFBUF2	100		2
DFCPPLP	10		2
DFDAPLP	0		3
DFID	0		1
DFIDNUM	1		3
DFIDP	C		2
DFJEFF02	8		2
DFPARMS	0		1
DFRCP	4		2
DFS99RBP	0		2
DFWTP	0	80	3
IDNUM	1		2

**ECT**

## PROGRAMMING INTERFACE INFORMATION

**ECT**

End of PROGRAMMING INTERFACE INFORMATION

**ECT**

**Common Name:** TSO/E Environment Control Table  
**Macro ID:** IKJECT  
**DSECT Name:** ECT  
**Owning Component:** TSO/E Scheduler (28502)  
**Eye-Catcher ID:** None  
**Offset:** N/A  
**Subpool and Key:** Subpool 1 and key 8  
**Size:** 56 bytes  
**Created by:** IKJEFT01  
**Pointed to by:** CPPLECT field of the CPPL data area  
 TPLECT field of the TPL data area  
 LWAEPECT

**Serialization:** None

**Function:** This table provides the communication medium for the TMP, command processors and service routines. It contains the current command/subcommand name, return code, pointers to work areas and message chain, and processing control flags.

**Data Area Map**

Offsets		Type	Len	Name (Dim)	Description
Dec	Hex				
0	(0)	BITSTRING	1	ECTRCDF	HIGH ORDER BIT INDICATES CP ABENDED
1	(1)	CHARACTER	3	ECTRTCD	RETURN CODE FROM LAST CP (ABEND CODE IF ECTRCDF IS SET)
4	(4)	ADDRESS	4	ECTIOWA	ADDR OF I/O SERVICE ROUTINES WORK AREA
8	(8)	BITSTRING	1	ECTMSGF	HIGH ORDER BIT SET MEANS DELETE SECOND LEVEL MESSAGE
9	(9)	ADDRESS	3	ECTSMMSG	ADDR OF SECOND LEVEL MSG CHAIN
12	(C)	CHARACTER	8	ECTPCMD	PRIMARY COMMAND NAME
20	(14)	CHARACTER	8	ECTSCMD	SUBCOMMAND NAME
28	(1C)	BITSTRING	1	ECTSWS	1 BYTE OF SWITCHES
		1... ....		ECTNOPD	"X'80" 0 BIT ON= NO OPERANDS EXIST IN CMD BUFFER
		.1.. ....		ECTCAFAT	"X'40" IKJCAF HAS BEEN ENTERED
		..1. ....		ECTATRM	"X'20" CP TERMINATED BY TMP DETACH W/ STAE
		...1 ....		ECTLOGF	"X'10" LOGON/OFF REQUESTED TMP TO LOGOFF USER
		.... 1...		ECTNMAL	"X'08" NO USER MSGS TO RECVD AT LOGON
		.... .1..		ECTNNOT	"X'04" NO BRDCST NOTICES TO BE RECVD AT LOGON
		.... ..1.		ECTBKGRD	"X'02" BACKGROUND MODE
		.... ...1		ECTATTN	"X'01" ATTENTION MODE FOR CLIST Z30NQKM
29	(1D)	ADDRESS	3	ECTDDNUM	COUNTER FOR GENERATING TEMP DDNAMES
32	(20)	ADDRESS	4	ECTUSER	WORD RESERVED FOR INSTALLATION USE
36	(24)	ADDRESS	4	ECTBKPBP	ADDR OF BACKGROUND PARAMETER BLOCK
40	(28)	BITSTRING	1	ECTSWS2	EXTENDED FLAG FIELD
		1... ....		ECTDEFCS	"X'80" DEFAULT DELETE CHARACTERS USED
		.1.. ....		ECTTABND	"X'40" TEST SUBTASK ABENDED
		..1. ....		ECTPARSE	"X'20" PARSE ?HELP ALLOWED

## ECT

Offsets		Type	Len	Name (Dim)	Description
Dec	Hex				
		...1 ....		ECTPOSIT	"X'10" ECTHELP=POSITIONAL NUMBER
		.... 1...		ECTKEYWD	"X'08" ECTHELP=PCE ADDRESS OR 0
		.... .1..		ECTNOQPR	"X'04" ? PROMPT HELP IS DISABLED X'02' RESERVED
41	(29)	.... ...1	1	ECTNOPUT	"X'01" TO PREVENT THE PUTLINE
		1... ....		ECTSWS22	EXTENDED FLAG FIELD
		.1.. ....		ECTMSGOR	"X'80" MESSAGE OVERRIDE
		..1. ....		ECTRXEOF	"X'40" END OF FILE FOR SYSTSIN BY REXX
				ECTNPTSO	"X'20" USED TO INDICATE TO TSOEXEC TO INVOKE TSF WITH THE NON-PARALLEL TMP PROCESSING OPTION.
42	(2A)	CHARACTER	2		RESERVED
44	(2C)	ADDRESS	4	ECTHELP	POSITIONALS: POSITIONAL # IN EBCDIC KEYWORDS: CONTAINS ADDRESS OF PCE FOR KEYWORD OR 0 IF INVALID KEYWORD ENTERED
44	(2C)	CHARACTER	4	ECTNUM	SAME AS ECTHELP
48	(30)	ADDRESS	4	ECTENVBK	ADDRESS OF THE REXX ENVIRONMENT BLOCK
52	(34)	ADDRESS	4	ECTEXTPR	ADDRESS OF THE ECT EXTENSION BLOCK

## Cross Reference

Name	Hex Offset	Hex Value	Level
ECTATRM	1C	20	2
ECTATTN	1C	1	2
ECTBKGRD	1C	2	2
ECTBKPB	24		2
ECTCAFAT	1C	40	2
ECTDDNUM	1D		2
ECTDEFCS	28	80	2
ECTENVBK	30		2
ECTEXTPR	34		2
ECTHELP	2C		2
ECTIOWA	4		2
ECTKEYWD	28	8	2
ECTLOGF	1C	10	2
ECTMSGF	8		2
ECTMSGOR	29	80	2
ECTNMAL	1C	8	2
ECTNNOT	1C	4	2
ECTNOPD	1C	80	2
ECTNOPUT	28	1	2
ECTNOQPR	28	4	2
ECTNPTSO	29	20	2
ECTNUM	2C		2
ECTPARSE	28	20	2
ECTPCMD	C		2
ECTPOSIT	28	10	2
ECTRCDF	0		2
ECTRTCD	1		2
ECTRXEOF	29	40	2
ECTSCMD	14		2
ECTSMG	9		2
ECTSWS	1C		2
ECTSWS2	28		2
ECTSWS22	29		2
ECTTABND	28	40	2
ECTUSER	20		2



**EXITLIST**

## PROGRAMMING INTERFACE INFORMATION

**EXITLIST**

End of PROGRAMMING INTERFACE INFORMATION

**EXITLIST**

**Common Name:** FIB Installation Exit Parameter List  
**Macro ID:** IKJEFFIE  
**DSECT Name:** EXITLIST, IEMSGBUF, IEREPLY, IESUBCTL, PARMLIST, MESSAGE, IEOUPTL  
**Owning Component:** TSO/E Scheduler (28502)  
**Eye-Catcher ID:** None  
**Offset:** N/A  
**Subpool and Key:** Subpool 1 and Key 8  
**Size:** EXITLIST - 32 bytes  
 IEMSGBUF - 248 bytes  
 IEREPLY - variable  
 IESUBCTL - 4 bytes  
**Created by:** IKJCR469, IKJEFF09, IKJEFF51  
**Pointed to by:** Register 1 for CANCEL/OUTPUT/STATUS. Register 1 has pointer to pointer to the parameter list for SUBMIT.  
**Serialization:** None  
**Function:** Contains the parameter lists to/from the installation exits for the foreground-initiated background (FIB) commands.

**Data Area Map**

Offsets		Type	Len	Name (Dim)	Description
Dec	Hex				
0	(0)	STRUCTURE	32	EXITLIST	PARAMETER LIST TO SUBMIT EXIT
0	(0)	ADDRESS	4	CARDPTR	POINTER TO CURRENT JCL STATEMENT - EXIT MAY ZERO THIS FIELD TO DELETE THE STATEMENT OR IT MAY CHANGE THIS STATEMENT. IF ZERO ON ENTRY, EXIT HAS BEEN ENTERED TO GET A NEW STATEMENT
4	(4)	ADDRESS	4	EXMSGPTR	EXIT MUST PUT POINTER TO MESSAGE HERE WHEN USING RETURN CODE 8 OR 12
8	(8)	ADDRESS	4	RESPTR	POINTER TO REPLY OBTAINED BY SUBMIT AFTER EXIT R.C. 12. SUBMIT WILL FREE THE REPLY BUFFER.
12	(C)	ADDRESS	4	USERIDPT	POINTER TO USERID
16	(10)	ADDRESS	4	SWITSPT	POINTER TO SWITCH FIELD
20	(14)	SIGNED	4	EXITWORK	WORD FOR EXIT'S USE. IT IS INITIALIZED TO ZEROES AND RETAINS WHATEVER VALUE THE EXIT GIVES IT THRU THE DURATION OF THE SUBMIT COMMAND.
24	(18)	ADDRESS	4	ACCTIPT	POINTER TO USER'S ACCOUNTING INFORMATION (FROM LOGON)
28	(1C)	ADDRESS	4	ACCTLPT	POINTER TO LENGTH OF THE USER'S ACCOUNTING INFORMATION

# EXITLIST

Offsets		Type	Len	Name (Dim)	Description
Dec	Hex				
<b>Comments</b>					
IKJEFFIE - FORMAT OF MESSAGE SET UP BY THE SUBMIT EXIT					
<b>End of Comments</b>					

Offsets		Type	Len	Name (Dim)	Description
Dec	Hex				
0	(0)	STRUCTURE	248	IEMSGBUF	
0	(0)	SIGNED	2	IEMSGLN	LENGTH OF MESSAGE, INCLUDING LENGTH OF THIS FIELD
2	(2)	CHARACTER	246	IEMSGTXT	MESSAGE TEXT THAT THE EXIT WANTS ISSUED TO THE USER

<b>Comments</b>					
IKJEFFIE - FORMAT OF REPLY RETURNED TO THE EXIT BY SUBMIT					
<b>End of Comments</b>					

Offsets		Type	Len	Name (Dim)	Description
Dec	Hex				
0	(0)	STRUCTURE	*	IEREPLY	
0	(0)	SIGNED	2	IEREPLYL	LENGTH OF REPLY, INCLUDING LENGTH OF THIS FIELD
2	(2)	CHARACTER	*	IERTEXT	TEXT OF REPLY FROM USER

<b>Comments</b>					
IKJEFFIE - CONTROL INFORMATION FOR SUBMIT EXIT					
<b>End of Comments</b>					

Offsets		Type	Len	Name (Dim)	Description
Dec	Hex				
0	(0)	STRUCTURE	4	IESUBCTL	
0	(0)	BITSTRING	1	IETAKEEX	SWITCHES WHICH CONTROL WHEN EXIT IS ENTERED (INITIALIZED TO ONLY ENTER FOR JOBS - MAY BE TURNED ON OR OFF BY EXIT)
		1... ....		IETJOB	ON IF TAKE EXIT FOR EACH JOB CARD SUBMITTED
		.1.. ....		IETEXEC	TAKE EXIT FOR EACH EXEC CARD (EXEC PROC OR EXEC P PROGRAM)
		..1. ....		IETDD	TAKE EXIT FOR EACH DD CARD
		...1 ....		IETCMD	TAKE EXIT FOR EACH COMMAND CARD (//NAME OPERATION)
		.... 1...		IETNULL	TAKE EXIT FOR EACH NULL CARD (//ALL BLANK)
		.... .1..		IETJES	TAKE EXIT FOR JOB ENTRY SUBSYSTEM CONTROL CARDS (SLASH-ASTERISK-NONBLANK)
		.... ..1.		IETCOMNT	TAKE EXIT FOR COMMENT CARDS (OR MAY BE JES3 CONTROL CARDS)
		.... ...1		IETJES3	TAKE EXIT FOR JES3 CTL CARDS
1	(1)	ADDRESS	1	IEOPRAND	ZERO OR OPERAND COLUMN ON THE JCL STATEMENT (ONE-ORIGIN)

Offsets		Type	Len	Name (Dim)	Description
Dec	Hex				
2	(2)	BITSTRING	1	IESTMTYP	INFORMATION FOR CURRENT JCL STATEMENT. NOTE THAT JCL STATEMENTS IN DATA STREAM FOLLOWING A DD DATA STATEMENT (OR SLASH-ASTERISK-NONBLANK STATEMENTS FOLLOWING A DD ) ARE NOT PASSED TO THE EXIT.
		1... ....		IESJOB	CURRENT STATEMENT IS JOB
		.1.. ....		IESEEXEC	CURRENT STATEMENT IS EXEC
		..1. ....		IESDD	CURRENT STATEMENT IS DD
		...1 ....		IESCMD	CURRENT STATEMENT IS CMD
		.... 1...		IESNULL	CURRENT STATEMENT IS NULL
		.... .1..		IESOPCON	OPERAND TO BE CONTINUED
		.... ..1.		IESSCON	STATEMENT TO BE CONTINUED
		.... ...1		IESCONTN	CURRENT STATEMENT IS A CONTINUATION
3	(3)	BITSTRING	1	IESTMTP2	INFORMATION FOR CURRENT JCL STATEMENT, CONTINUED
		1... ....		IESJES	CURRENT STATEMENT IS JOB ENTRY SUBSYSTEM CONTROL CARD, SLASH-ASTERISK-NONBLANK
		.1.. ....		IESCOMNT	CURRENT STATEMENT IS COMMENT CARD, / (MAY BE JES3 STMT)
		..1. ....		IESJES3	CURRENT STATEMENT IS JES3 CONTROL CARD, / -NONBLANK
		...1 ....		IESGENJC	THIS JOB STATEMENT WAS GENERATED BY IKJEFF08
		.... 1111		*	RESERVED

**Constants**

Len	Type	Value	Name	Description
<b>Comments</b>				
IKJEFFIE - RETURN CODES FROM IKJEFF10 TO SUBMIT COMMAND				
<b>End of Comments</b>				
4	DECIMAL	0	IECONTIN	COMPLETE PROCESSING CURRENT STATEMENT AND READ THE NEXT
4	DECIMAL	4	IERETURN	PROCESS CURRENT STATEMENT AND RETURN TO EXIT FOR ANOTHER STATEMENT
4	DECIMAL	8	IEMSG	ISSUE MESSAGE IKJ56283I FOR EXIT, THEN REENTER EXIT. EXIT MUST OBTAIN MSG TEXT AREA AND MAY FREE IT WHEN REENTERED.
4	DECIMAL	12	IEPROMPT	ISSUE PROMPT MESSAGE IKJ56280A FOR EXIT AND RETURN THE REPLY TO EXIT. IKJEFF02 MESSAGE ISSUER ROUTINE OBTAINS THE REPLY AREA AND IKJEFF09 WILL FREE IT. IF USER IN NOPROMPT MODE, SUBMIT ISSUES ERROR MESSAGE IKJ56282I AND ABORTS.
4	DECIMAL	16	IEABORT	TERMINATE THE SUBMIT COMMAND. RETURN CODE 8 SHOULD BE USED FIRST TO ISSUE AN ERROR MESSAGE TO THE TSO USER.

# EXITLIST

## Cross Reference

Name	Hex Offset	Hex Value	Level
ACCTIPT	18		2
ACCTLPT	1C		2
CARDPTR	0		2
EXITLIST	0		1
EXITWORK	14		2
EXMSGPTR	4		2
IEMSGBUF	0		1
IEMSGLN	0		2
IEMSGTXT	2		2
IOPRAND	1		2
IEREPLY	0		1
IEREPLYL	0		2
IERTEXT	2		2
IESCMD	2	10	3
IESCOMNT	3	40	3
IESCONTN	2	01	3
IESDD	2	20	3
IESEXEC	2	40	3
IESGENJC	3	10	3
IESJES	3	80	3
IESJES3	3	20	3
IESJOB	2	80	3
IESNULL	2	08	3
IESOPCON	2	04	3
IESSCON	2	02	3
IESTMTP2	3		2
IESTMYP	2		2
IESUBCTL	0		1
IETAKEEX	0		2
IETCMD	0	10	3
IETCOMNT	0	02	3
IETDD	0	20	3
IETEXEC	0	40	3
IETJES	0	04	3
IETJES3	0	01	3
IETJOB	0	80	3
IETNULL	0	08	3
RESPTR	8		2
SWITSPT	10		2
USERIDPT	C		2

# FFIB

**Common Name:** TSO/E Mapping Macro of SVC 100 Interface  
**Macro ID:** IKJEFFIB  
**DSECT Name:** FIBMAINT, FIBPARMS, CALLPARM, FIBPRFIL  
**Owning Component:** TSO/E Scheduler (28502)  
**Eye-Catcher ID:** None  
**Offset:** N/A  
**Subpool and Key:** Subpool 0 or 1 and key 8  
**Size:** Variable  
**Created by:** SVC 100 calling routine  
**Pointed to by:** FIBMAIN  
**Serialization:** SALLOC lock  
**Function:** Maps the interface to SVC 100.

## Data Area Map

Offsets		Type	Len	Name (Dim)	Description
Dec	Hex				
0	(0)	STRUCTURE	4	FIBMAINP FIBHIGH	INDICATES END OF PARAM LIST
		1... ..			

## Constants

Len	Type	Value	Name	Description
<b>Comments</b>				
POSSIBLE VALUES OF FIBID FIELD TO SVC 100				
<b>End of Comments</b>				
2	HEX	0001	FIBSUBMT	INDICATES SUBMIT CMD
2	HEX	0002	FIBCANCL	= CANCEL
2	HEX	0003	FIBOUTPT	= OUTPUT
2	HEX	0004	FIBOPER	= OPERATOR
2	HEX	0005	FIBST	= STATUS
2	HEX	0007	FIBPROFL	= PROFILE
2	HEX	0008	FIBALLOC	= ALLOCATE
<b>Comments</b>				
POSSIBLE VALUES OF REGISTER 15 FROM SVC 100				
<b>End of Comments</b>				
4	DECIMAL	0	FIBOKRC	SUCCESSFUL EXECUTION
4	DECIMAL	80	FIBNOFIB	USER HAS NO FIB ABILITY
4	DECIMAL	84	FIBBADMC	BAD MACRO R.C. IN SVC 100
4	DECIMAL	88	FIBINVCP	BAD INPUT TO SVC 100--BAD INPUT CODE OR PSCB PTR
4	DECIMAL	12	FIBUNSUC	COMMAND IS UNSUCCESSFUL. SVC 100 ISSUED AN ERROR MESSAGE
<b>Comments</b>				
POSSIBLE VALUES OF REG 15 FROM SVC 100 FOR OPERATOR				
<b>End of Comments</b>				

## FFIB

Len	Type	Value	Name	Description
4	DECIMAL	4	FIBOPCMD	INVALID COMMAND FOR OPER
4	DECIMAL	8	FIBOPOPD	INVALID OPERAND FOR OPER

## FIBCPARM

**Common Name:** FIB Modules Parameter List  
**Macro ID:** IKJEFFB2  
**DSECT Name:** FIBCPARM  
**Owning Component:** TSO/E Scheduler (28502)  
**Eye-Catcher ID:** None  
**Offset:** N/A  
**Subpool and Key:** Subpool 0 and Key 8  
**Size:** 52 bytes  
**Created by:** IKJEFF76  
**Pointed to by:** Register 1 points to a pointer to the parameter list  
**Serialization:** None  
**Function:** This is a common parameter list which is passed from the foreground-initiated background SVC to FIB modules.

### Data Area Map

Offsets					
Dec	Hex	Type	Len	Name (Dim)	Description
0	(0)	STRUCTURE	*	FIBCPARM	COMMON PARAMETER LIST FROM THE SVC
0	(0)	CHARACTER	52	FIBHEADR	FIB HEADER SECTION
0	(0)	SIGNED	2	FIBCLEN	LENGTH OF THIS PARAMETER LIST
2	(2)	SIGNED	2	FIBCID	SVC 100'S CALLER'S ID
4	(4)	CHARACTER	7	FIBPSCBU	USERID FROM PSCB
11	(B)	ADDRESS	1	FIBPSCBL	USERID LENGTH FROM PSCB
12	(C)	ADDRESS	4	FIBCPPLC	POINTER TO THE CMD BUFFER
16	(10)	ADDRESS	4	FIBCPPLU	ADDRESS OF THE UPT
20	(14)	ADDRESS	4	FIBCPPLP	POINTER TO THE PSCB
24	(18)	ADDRESS	4	FIBCPPLE	ADDRESS OF THE ECT
28	(1C)	CHARACTER	8	FIBECTCN	COMMAND NAME FROM THE ECT
36	(24)	SIGNED	2	FIBFLAGS	FLAGS
		1... ....		FIBECTNO	NO OPERAND FLAG FROM THE ECT
38	(26)	SIGNED	2	*	RESERVED
40	(28)	ADDRESS	4	FIBCUSER	POINTER TO USER EXTENSION
44	(2C)	ADDRESS	4	FIBCSAVE	IKJEFF20 WORKAREA
48	(30)	ADDRESS	4	*	RESERVED
52	(34)	CHARACTER	*	FIBCMDBF	COMMAND BUFFER IN KEY 8 CORE

### Cross Reference

Name	Hex Offset	Hex Value	Level
FIBCID	2		3
FIBCLEN	0		3
FIBCMDBF	34		2
FIBCPARM	0		1
FIBCPPLC	C		3
FIBCPPLE	18		3
FIBCPPLP	14		3
FIBCPPLU	10		3
FIBCSAVE	2C		3
FIBCUSER	28		3
FIBECTCN	1C		3
FIBECTNO	24	80	4
FIBFLAGS	24		3
FIBHEADR	0		2
FIBPSCBL	B		3
FIBPSCBU	4		3

## FREESRCH

---

## FREESRCH

**Common Name:** Free Search Record  
**Macro ID:** IKJZT306  
**DSECT Name:** FREESRCH  
**Owning Component:** TSO/E Scheduler (28502)  
**Eye-Catcher ID:** None  
**Offset:** N/A  
**Subpool and Key:**  
**Size:** 129 bytes  
**Created by:**  
**Pointed to by:**  
**Serialization:**  
**Function:** This record contains the RBA for the SEND command processor to use as a starting address in its search for a free record.

### Data Area Map

Offsets					
Dec	Hex	Type	Len	Name (Dim)	Description
0	(0)	STRUCTURE	129	FREESRCH	FREE SEARCH RECORD
0	(0)	CHARACTER	1	*	RESERVED
1	(1)	CHARACTER	3	FSEARCH	ADDRESS TO START FREE
4	(4)	CHARACTER	125	*	RESERVED



**GFPARMS**

## PROGRAMMING INTERFACE INFORMATION

**GFPARMS**

End of PROGRAMMING INTERFACE INFORMATION

**GFPARMS**

**Common Name:** TSO/E Parameter List to General Failure Service Routine  
**Macro ID:** IKJEFFGF  
**DSECT Name:** GFPARMS  
**Owning Component:** TSO/E Scheduler (28502)  
**Eye-Catcher ID:** None  
**Offset:** N/A  
**Subpool and Key:** Subpool 0 or 1 and key 1 or 8  
**Size:** 44 bytes  
**Created by:** Caller of IKJEFF19 general failure and VSAMFAIL Service Routine  
**Pointed to by:** Register 1 points to pointer to the parmlist  
**Serialization:** None  
**Function:** This control block describes a PARSE, ABEND, or VSAM macro error code to IKJEFF19 general failure and VSAMFAIL service routine. IKJEFF19 will diagnose the error and issue an appropriate error message or return code, using switches and pointers in GFPARMS to control its operation.

**Data Area Map**

Offsets					
Dec	Hex	Type	Len	Name (Dim)	Description
0	(0)	STRUCTURE	44	GFPARMS	<<PARAMETER LIST TO IKJEFF19>>
0	(0)	ADDRESS	4	GFCBPTR	REQUIRED FOR VSAM ERRORS (POINTER TO ACB IF ID FOR OPEN OR CLOSE, OTHERWISE TO RPL). REQUIRED FOR SSREQ ERROR (PTR TO SSOB). UNUSED FOR OTHER IDS.
4	(4)	SIGNED	4	GFRCODE	ERROR CODE (FROM REG.15) OR ABEND CODE
8	(8)	ADDRESS	4	GF02PTR	ADDRESS OF IKJEFF02 MESSAGE ISSUER ROUTINE OR ZERO (IF IKJEFF19 MUST LOAD IKJEFF02)
12	(C)	SIGNED	2	GFCALLID	ID FOR CALLER'S FAILURE (SEE CONSTANTS FOR POSSIBLE VALUES)
14	(E)	BITSTRING	1	GFBITS	SWITCHES FOR SPECIAL PROCESSING
		1... ....		GFKEYN08	ON IF CALLER NOT IN KEY 0 OR 8 (TELLS IKJEFF19 NEED MODESET BEFORE LOOK AT CPPL OR ISSUE PUTLINE WITH SECOND LEVEL MESSAGE)
		.1.. ....		GFSUBSYS	ON FOR VSAM IF USED VS2 VSAM/JOB ENTRY SUBSYSTEM INTERFACE (FOR SYSOUT AND SYSIN, NO SYNADAF INFO GIVEN)
		..1. ....		GFWTPSW	ON IF ISSUE MESSAGE(S) AS WRITE TO PROGRAMMER, RATHER THAN DEFAULT OF PUTLINE
		...1 1111		*	RESERVED (MUST ZERO ALL UNUSED FIELDS)
15	(F)	ADDRESS	1	*	RESERVED
16	(10)	ADDRESS	4	GFCPPLP	POINTER TO TMP'S CPPL CONTROL BLOCK IF WILL ISSUE TSO PUTLINE OR INSERT TSO COMMAND/SUBCOMMAND NAME IN THE MESSAGE
20	(14)	ADDRESS	4	GFECBP	OPTIONAL POINTER TO ECB FOR PUTLINE

## GFPARMS

Offsets					
Dec	Hex	Type	Len	Name (Dim)	Description
24	(18)	SIGNED	2	GFDSNLEN	LENGTH OF DATA SET NAME - CALLER MAY SUPPLY DSNAME FOR VSAM ID. DEFAULT IS DDNAME INSERT (ACB -> TIOT).
26	(1A)	SIGNED	2	GFPGMNL	LENGTH OF PROGRAM NAME FOR INSERT INTO FAILURE MESSAGE. REQUIRED IF GFCPPLP=0, OTHERWISE OPTIONAL (COMMAND NAME IS THE DEFAULT).
28	(1C)	ADDRESS	4	GFDSNP	POINTER TO DSNAME (SEE GFDSNLEN)
32	(20)	ADDRESS	4	GFPGMNP	PTR TO PROGRAM NAME (SEE GFPGMNL)
36	(24)	ADDRESS	4	*	RESERVED
40	(28)	ADDRESS	4	*	RESERVED

## Constants

Len	Type	Value	Name	Description
<hr/> <b>Comments</b> <hr/>				
POSSIBLE VALUES FOR GFCALLID				
<hr/> <b>End of Comments</b> <hr/>				
2	DECIMAL	1	GFCHECK	VSAM CHECK MACRO ERROR
2	DECIMAL	2	GFCLOSE	VSAM CLOSE MACRO ERROR
2	DECIMAL	3	GFENDREQ	VSAM ENDREQ MACRO ERROR
2	DECIMAL	4	GFERASE	VSAM ERASE MACRO ERROR
2	DECIMAL	5	GFGET	VSAM GET MACRO ERROR
2	DECIMAL	6	GFOPEN	VSAM OPEN MACRO ERROR
2	DECIMAL	7	GFPOINT	VSAM POINT MACRO ERROR
2	DECIMAL	8	GFPUT	VSAM PUT MACRO ERROR
2	DECIMAL	21	GFPARSE	TSO PARSE SERVICE ROUTINE ERROR
2	DECIMAL	22	GFPUTL	TSO PUTLINE SERVICE ROUTINE ERROR
2	DECIMAL	31	GFABEND	ISSUE ABEND MESSAGE
2	DECIMAL	32	GFSSREQ	SUBSYSTEM INTERFACE REQUEST ERROR

## Cross Reference

Name	Hex Offset	Hex Value	Level
GFBITS	E		2
GFCALLID	C		2
GFCBPTR	0		2
GFCPPLP	10		2
GFDSNLEN	18		2
GFDSNP	1C		2
GFECBP	14		2
GFKEYN08	E	80	3
GFPARMS	0		1
GFPGMNL	1A		2
GFPGMNP	20		2
GFRCODE	4		2
GFSUBSYS	E	40	3
GFWTSPW	E	20	3
GF02PTR	8		2

# GTPB

PROGRAMMING INTERFACE INFORMATION

GTPB

End of PROGRAMMING INTERFACE INFORMATION

## GTPB

**Common Name:** Getline Parameter Block  
**Macro ID:** IKJGTPB  
**DSECT Name:** GTPB  
**Owning Component:** TSO/E Scheduler (28502)  
**Eye-Catcher ID:** None  
**Offset:** N/A  
**Subpool and Key:** Subpool 0 or 1 and Key 8  
**Size:** 8 bytes  
**Created by:** Caller of getline service routine  
**Pointed to by:** The parameter list (IKJIOPL) passed from the invoker to getline.  
**Serialization:** None  
**Function:** Getline uses GTPB for control as well as returning information.

### Data Area Map

Offsets		Type	Len	Name (Dim)	Description
Dec	Hex				
0	(0)	STRUCTURE	8	GTPB	

Comments

THE GETLINE PARAMETER BLOCK (GTPB) IS POINTED TO BY THE  
PARAMETER LIST PASSED FROM THE INVOKER TO GETLINE. GETLINE  
USES IT FOR CONTROL AS WELL AS RETURNING INFORMATION

End of Comments

0	(0)	CHARACTER	4	*	INTERNAL GETLINE USAGE
4	(4)	ADDRESS	4	GTPBIBUF	ADDR OF OBTAINED INPUT LINE

# IKJADFMT

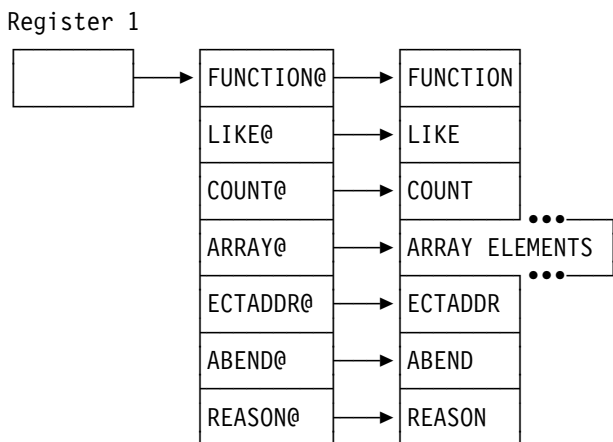
PROGRAMMING INTERFACE INFORMATION

**IKJADFMT**

End of PROGRAMMING INTERFACE INFORMATION

## IKJADFMT

**Common Name:** Mapping for the IKJADTAB Parameter List  
**Macro ID:** IKJADFMT  
**DSECT Name:** IKJADFMT  
**Owning Component:** 28502 (TSO/E Scheduler)  
**Eye-Catcher ID:** None  
**Offset:** N/A  
**Subpool and Key:** Subpool 0 and key 8  
**Size:** Variable  
**Created by:** Caller of IKJADTAB  
**Pointed to by:** Register 1 on entry to IKJADTAB  
**Serialization:** None  
**Function:** IKJADFMT is the mapping macro for the standard parameter list passed to IKJADTAB via register 1.



### Data Area Map

Offsets		Type	Len	Name (Dim)	Description
Dec	Hex				
0	(0)	STRUCTURE	32	IKJADFMT_PLIST	
0	(0)	ADDRESS	4	ADTAB_FUNCTION@	Pointer to FUNCTION data
4	(4)	ADDRESS	4	ADTAB_LIKE@	Pointer to LIKE data
8	(8)	ADDRESS	4	ADTAB_LOADLIB@	Pointer to LOADLIB data
12	(C)	ADDRESS	4	ADTAB_COUNT@	Pointer to COUNT data
16	(10)	ADDRESS	4	ADTAB_ARRAY@	Pointer to ARRAY data
		1... ....		ADTAB_ARRAY@_HIBIT	End of list
20	(14)	ADDRESS	4	ADTAB_ECTADDR@	Pointer to ECTADDR data
		1... ....		ADTAB_ECTADDR@_HIBIT	End of list
24	(18)	ADDRESS	4	ADTAB_ABEND@	Pointer to ABEND data
		1... ....		ADTAB_ABEND@_HIBIT	End of list
28	(1C)	ADDRESS	4	ADTAB_REASON@	Pointer to REASON data
		1... ....		ADTAB_REASON@_HIBIT	End of list

**Cross Reference**

<b>Name</b>	<b>Hex Offset</b>	<b>Hex Value</b>	<b>Level</b>
ADTAB_ABEND@	18		2
ADTAB_ABEND@_HIBIT	18	80	3
ADTAB_ARRAY@	10		2
ADTAB_ARRAY@_HIBIT	10	80	3
ADTAB_COUNT@	C		2
ADTAB_ECTADDR@	14		2
ADTAB_ECTADDR@_HIBIT	14	80	3
ADTAB_FUNCTION@	0		2
ADTAB_LIKE@	4		2
ADTAB_LOADLIB@	8		2
ADTAB_REASON@	1C		2
ADTAB_REASON@_HIBIT	1C	80	3
IKJADFMT_PLIST	0		1

## IKJCAFRP

**Common Name:** Parameter List for the CLIST Attention Facility Recovery Routine  
**Macro ID:** IKJCAFRP  
**DSECT Name:** CAFRPARM\_MAPPING\_MACRO  
**Owning Component:** TSO/E Scheduler (28502)  
**Eye-Catcher ID:** CAFRPARM  
**Offset:** Offset 0 and length 8  
**Subpool and Key:** Same as invoker of IKJCAF  
**Size:** 80 bytes  
**Created by:** IKJCAF  
**Pointed to by:** PARAM option of the ESTAE macro  
**Serialization:** None  
**Function:** IKJCAFRP maps all the parameters and variables that are used for communications between the CLIST attention facility (IKJCAF) and the CLIST attention facility recovery routine (IKJCAFR).

### Data Area Map

Offsets					
Dec	Hex	Type	Len	Name (Dim)	Description
0	(0)	STRUCTURE	80	CAFRPARM_MAPPING_MACRO	
0	(0)	CHARACTER	8	CAFRPARM_ID	IDENTIFIER 'CAFRPARM' - USE CAFRPARM_CONSTANT WHEN DECLARING THIS VARIABLE
8	(8)	UNSIGNED	1	CAFRPARM_VERSION_NUMBER	VERSION NUMBER - USE CAFRPARM_VERSION_NUM_CONSTANT WHEN DECLARING THIS VARIABLE
9	(9)	BITSTRING	3	CAFRPARM_RES01	RESERVED
12	(C)	CHARACTER	4	CAFRPARM_RES02	RESERVED

#### Comments

DECLARATIONS FOR RECOVERY PARAMETERS PASSED FROM IKJCAF

#### End of Comments

16	(10)	CHARACTER	64	CAFRPARM_PARM_LIST_FOR_IKJCAFR	PARAMETER LIST THAT IS PASSED TO IKJCAFR WHEN IKJCAF ABENDS
16	(10)	CHARACTER	16	CAFRPARM_MODULE_LEVEL_FOR_SDWA	MODULE LEVEL FOR SDWAMLVL FIELD
32	(20)	ADDRESS	4	CAFRPARM_ADDR_OF_CAF_PARM_LIST	ADDRESS OF PARAMETERS THAT WERE PASSED TO IKJCAF
36	(24)	SIGNED	4	CAFRPARM_FOOT_PRINT	FOOT PRINT TO INDICATE TO IKJCAFR WHERE IKJCAF WAS PROCESSING - USE FOOTPRINT CONSTANTS DECLARED WITHIN THIS MAPPING MACRO WHEN SETTIN THIS VARIABLE
40	(28)	ADDRESS	4	CAFRPARM_RETRY_ADDR_IN_IKJCAF	IN CASE OF AN ABEND, CONTROL WILL PASS TO THIS ADDRESS FROM IKJCAF
44	(2C)	CHARACTER	4	CAFRPARM_SDWAABCC_FIELD	ABEND COMPLETION FIELD FROM IKJCAFR
48	(30)	SIGNED	4	CAFRPARM_ABEND_REASON_CODE	SDWA

Offsets						
Dec	Hex	Type	Len	Name (Dim)	Description	
52	(34)	CHARACTER	28	CAFRPARAM_STORAGE_FOR_IKJCAFR	REASON CODE PASSED BACK FROM IKJCAFR	
52	(34)	ADDRESS	4	CAFRPARAM_VRA_FIELD_IN_SDWAVRA	USED TO KEEP TRACK OF UNUSED SDWAVRA STORAGE AREA	
56	(38)	CHARACTER	4	CAFRPARAM_BITS_FOR_RECOVERY		
		1... ....		CAFRPARAM_DID_CALLER_ISSUE_STAX	THIS BIT INDICATES THAT THE CALLER OF CAF ISSUED STAX IGNORE	
		.1.. ....		CAFRPARAM_WAS_SDUMP_SUCCESSFUL	THIS BIT IS SET WHEN THE SDUMP IN IKJCAFR IS SUCCESSFUL	
		..1. ....		CAFRPARAM_BAD_USER_PARAMETERS	THIS BIT IS SET BY IKJCAFR TO INDICATE THAT THE USER PARAMETER LIST CAUSED THE ABEND DURING PARAMETER VERIFICATION	
		...1 ....		CAFRPARAM_ARE_USER_PARM_VERIFIED	THIS BIT IS ON WHEN IKJCAFR DETECTS THAT THE USER PARAMETER LIST WAS NEVER VERIFIED	
		.... 1...		CAFRPARAM_APF_AUTHORIZED_ONLY	THIS BIT INDICATES IF IKJCAFR RUNNING APF AUTHORIZED	
		.... .111		CAFRPARAM_RESERV01	RESERVE	
57	(39)	BITSTRING	3	CAFRPARAM_RESERV02	RESERVE	
60	(3C)	ADDRESS	4	CAFRPARAM_SDUMP_DYNAMIC_AREA	ADDRESS OF SDUMP DYNAMIC AREA	
64	(40)	ADDRESS	4	CAFRPARAM_WORKAREA_FOR_MODESET	TEMPORARY WORKAREA FOR MODESET	
68	(44)	UNSIGNED	1	CAFRPARAM_SAVE_PSW_KEY	USED TO SAVE THE CURRENT PSW KEY SO IKJCAFR CAN RETURN TO ITS ORIGINAL KEY	
69	(45)	UNSIGNED	3	CAFRPARAM_RES06	RESERVED	
72	(48)	SIGNED	4	CAFRPARAM_RES07	RESERVED	
76	(4C)	SIGNED	4	CAFRPARAM_RES08	RESERVED	
80	(50)	CHARACTER		CAFRPARAM_END	ASSURE WORK AREA ENDS ON A DOUBLE WORD BOUNDARY. ANY ADDITIONS TO WORK AREA SHOULD BE PUT BEFORE CAFEND	

**Constants**

Len	Type	Value	Name	Description
<b>Comments</b>				
THE FOLLOWING FIELDS ARE CONSTANTS THAT ARE USED BY IKJCAF FOR INITIALIZATION OF THE CAFRPARAM PARAMETER LIST				
<b>End of Comments</b>				
8	CHARACTER	CAFRPARAM	CAFRPARAM_CONSTANT	CAFRPARAM ACRONYM CONSTANT
1	DECIMAL	1	CAFRPARAM_VERSION_NUM_CONSTANT	CAFRPARAM VERSION NUMBER

# IKJCAFRP

Len	Type	Value	Name	Description
<b>Comments</b>				
DECLARATIONS OF FOOTPRINT CONSTANTS N O T E - FOOTPRINT CONSTANTS MUST CORRESPOND TO THE ORDER OF EXECUTION WITHIN THE CLIST ATTENTION FACILITY MODULE (IKJCAF). IKJCAFR RECOVERY ROUTINE USES THIS ASSOCIATION TO DETERMINE WHICH RANGE OF EVENTS HAVE OCCURRED. ANY ADDITIONS TO FOOTPRINT CONSTANTS MUST FOLLOW THIS CONVENTION. (I.E. IF IKJCAFR WAS CHECKING TO SEE IF IKJCAF WAS VERIFYING USER PARAMETERS, IKJCAFR WOULD FIND THE FOOTPRINT GREATER THAN OR EQUAL TO 100 AND LESS THAN 200).				
<b>End of Comments</b>				
4	DECIMAL	100	CAFRPARAM_START_VERIFYING_PARMS	USED BY FOOT PRINT TO INDICATE THE START OF THE VERIFICATION OF USER PARAMETERS
4	DECIMAL	200	CAFRPARAM_END_VERIFYING_PARMS	USED BY FOOT PRINT TO INDICATE THE END OF THE VERIFICATION OF USER PARAMETERS
4	DECIMAL	300	CAFRPARAM_ATTNS_ARE_IGNORED	USED IN FOOTPRINT TO INDICATE STAX IGNORE=YES COMPLETED SUCCESSFULLY
4	DECIMAL	400	CAFRPARAM_PUTGET_COMPLETED	USED IN FOOTPRINT TO INDICATE PUTGET COMPLETED SUCCESSFULLY
4	DECIMAL	500	CAFRPARAM_ATTN_ARE_REESTABLISHED	USED BY FOOTPRINT TO INDICATE CAF COMPLETED SUCCESSFULLY
4	DECIMAL	1000	CAFRPARAM_RETRY_ATTEMPTED	USED TO CHECK IF AN ABEND OCCURRED AND IF IKJCAFR IS ATTEMPTING RETRY
<b>Comments</b>				
DECLARATIONS OF USER ABEND CODES IN IKJCAF				
<b>End of Comments</b>				
4	DECIMAL	600	CAFRPARAM_STAX_ABEND_CODE	ABEND CODE FOR STAX
4	DECIMAL	601	CAFRPARAM_STACK_ABEND_CODE	ABEND CODE FOR STACK
4	DECIMAL	602	CAFRPARAM_PUTGET_ABEND_CODE	ABEND CODE FOR PUTGET



## Cross Reference

Name	Hex Offset	Hex Value	Level
CAFRPARAM_ABEND_REASON_CODE	30		3
CAFRPARAM_ADDR_OF_CAF_PARM_LIST	20		3
CAFRPARAM_APF_AUTHORIZED_ONLY	38	08	5
CAFRPARAM_ARE_USER_PARM_VERIFIED	38	10	5
CAFRPARAM_BAD_USER_PARAMETERS	38	20	5
CAFRPARAM_BITS_FOR_RECOVERY	38		4
CAFRPARAM_DID_CALLER_ISSUE_STAX	38	80	5
CAFRPARAM_END	50		3
CAFRPARAM_FOOT_PRINT	24		3
CAFRPARAM_ID	0		2
CAFRPARAM_MAPPING_MACRO	0		1
CAFRPARAM_MODULE_LEVEL_FOR_SDWA	10		3
CAFRPARAM_PARM_LIST_FOR_IKJCAFR	10		2
CAFRPARAM_RESERV01	38	04	5
CAFRPARAM_RESERV02	39		5
CAFRPARAM_RES01	9		2
CAFRPARAM_RES02	C		2
CAFRPARAM_RES06	45		4
CAFRPARAM_RES07	48		4
CAFRPARAM_RES08	4C		4
CAFRPARAM_RETRY_ADDR_IN_IKJCAF	28		3
CAFRPARAM_SAVE_PSW_KEY	44		4
CAFRPARAM_SDUMP_DYNAMIC_AREA	3C		4
CAFRPARAM_SDWAABCC_FIELD	2C		3
CAFRPARAM_STORAGE_FOR_IKJCAFR	34		3
CAFRPARAM_VERSION_NUMBER	8		2
CAFRPARAM_VRA_FIELD_IN_SDWAVRA	34		4
CAFRPARAM_WAS_SDUMP_SUCCESSFUL	38	40	5
CAFRPARAM_WORKAREA_FOR_MMODESET			4

# IKJCNCCB

PROGRAMMING INTERFACE INFORMATION

**IKJCNCCB**

**Only** the following fields are part of the programming interface:

- CONSOLE\_CNCCB
- CONSOLE\_ID
- CONSOLE\_VERSION
- CONSOLE\_LENGTH
- CONSOLE\_CONSID
- CONSOLE\_NAME
- CONSOLE\_PROFILE
- CONSOLE\_CART
- CONSOLE\_SOLSIZE
- CONSOLE\_UNSSIZE
- CONSOLE\_PROFILE\_FLAGS
- CONSOLE\_SDISPLAY
- CONSOLE\_UDISPLAY
- CONSOLE\_PROFILE\_EXIT\_AREA
- CONSOLE\_GWMSG\_PTR
- CONSOLE\_MFORM
- CONSOLE\_DISP\_SYSNAME
- CONSOLE\_DISP\_TIME
- CONSOLE\_DISP\_JOBNAME
- CONSOLE\_EXCLUDE\_SNMJB

End of PROGRAMMING INTERFACE INFORMATION

## IKJCNCCB

**Common Name:** CONSOLE Command Control Block  
**Macro ID:** IKJCNCCB  
**DSECT Name:** CONSOLE  
 ACRONYM: CNCCB  
**Owning Component:** 28502  
**Eye-Catcher ID:** CONSOLE  
 Offset: 0  
 Length: 8  
**Storage Attributes:** Subpool: 230  
 Key: 1  
 Residency: Above 16MB line  
**Size:** See listing  
**Created by:** IKJEFT01  
**Pointed to by:** LWACNCCB field of the LWA  
**Serialization:** None  
**Function:** This control block contains information pertinent to the operation of the CONSOLE command and its related functions.

### Data Area Map

Offsets		Type	Len	Name (Dim)	Description
Dec	Hex				
0	(0)	STRUCTURE	132	CONSOLE	
0	(0)	CHARACTER	132	CONSOLE_CNCCB	CNCCB Control Block

Offsets					
Dec	Hex	Type	Len	Name (Dim)	Description
0	(0)	CHARACTER	8	CONSOLE_ID	CNCCB identifier 'CONSOLE '
8	(8)	SIGNED	2	CONSOLE_VERSION	CNCCB Version Number
10	(A)	SIGNED	2	CONSOLE_LENGTH	CNCCB Length
12	(C)	SIGNED	4	CONSOLE_CONSID	User's MCS console id or zero if user is not an active console
16	(10)	CHARACTER	8	CONSOLE_NAME	The name of the CONSOLE session used by MCS
24	(18)	CHARACTER	24	CONSOLE_PROFILE	
24	(18)	CHARACTER	8	CONSOLE_CART	Command and response token
32	(20)	SIGNED	4	CONSOLE_SOLSIZE	Size of solicited message table
36	(24)	SIGNED	4	CONSOLE_UNSSIZE	Size of unsolicited message table
40	(28)	BITSTRING	4	CONSOLE_PROFILE_FLAGS	
		1... ....		CONSOLE_SDISPLAY	Solicited messages are to be TPUT to the user's screen if on. Otherwise, the message is not displayed at the user's terminal
		.1.. ....		CONSOLE_UDISPLAY	Unsolicited messages are to be TPUT to the user's screen if on. Otherwise, the message is not displayed at the user's terminal
44	(2C)	ADDRESS	4	CONSOLE_PROFILE_EXIT_AREA	Reserved for exits
48	(30)	ADDRESS	4	CONSOLE_GWMSG_PTR	Address of GETMSG/WAITMSG Rtn
52	(34)	ADDRESS	4	CONSOLE_MFORM	Current MFORM settings (used when displaying messages)
		1... ....		CONSOLE_DISP_SYSNAME	MFORM indicating that system name should be displayed with message
		.1.. ....		CONSOLE_DISP_TIME	MFORM indicating that time stamp should be displayed with message
		..1. ....		CONSOLE_DISP_JOBNAME	MFORM indicating that job name should be displayed with message
		...1 ....		CONSOLE_EXCLUDE_SNMJB	MFORM indicating that system name and job name should not be displayed with the message
56	(38)	BITSTRING	4	CONSOLE_FTPTFLAGS	Footprint flags
		1... ....		CONSOLE_AUTHTASK_CHECKING_EXITS	Task determining which exit to invoke
		.1.. ....		CONSOLE_AUTHTASK_DISP_MSG	Message display routine processing
		..1. ....		CONSOLE_AUTHTASK_CACHING_MSG	Task caching a message
		...1 ....		CONSOLE_AUTHTASK_SELECTING_MSG	Task selecting message to display
		.... 1...		CONSOLE_AUTHTASK_FORMATTING_MDB	Processing for formatting MDB's
		.... .1..		CONSOLE_AUTHTASK_POST_GETMSGS	Post all waiting GETMSGS
		.... ..1.		CONSOLE_AUTHTASK_POST_TO_TERM	Post pending ECB's for termination
		.... ...1		CONSOLE_AUTHTASK_EXAMINE_MCSCSA	Task examining the MCS status area
		1... ....		CONSOLE_AUTHTASK_EXIT_MSG	Exit requested to issue message
		.1.. ....		CONSOLE_AUTHTASK_TRANSLATING	Processing for message translation

IKJCNCCB

Offsets					
Dec	Hex	Type	Len	Name (Dim)	Description
60	(3C)	CHARACTER	32	CONSOLE_AUTHTASK_DATA	Notify Task Data Area
60	(3C)	SIGNED	4	CONSOLE_SRESUME	Resume % for Solicited message table.
64	(40)	SIGNED	4	CONSOLE_URESUME	Resume % for Unsolicited message table.
68	(44)	SIGNED	4	CONSOLE_AUTHTASK_END_CODE	Deactivation reason code set by notify task when it requests deactivation
72	(48)	CHARACTER	4	CONSOLE_AUTHTASK_ABEND_CODE	The abend code filled in when abend occurs during processing (Prefixed by 'S' or 'U' indicating abend type)
76	(4C)	SIGNED	4	CONSOLE_AUTHTASK_ABEND_REASON	Abend reason code filled in when abend occurs during processing
80	(50)	SIGNED	4	CONSOLE_AUTHTASK_MCS_RC	Return code from MCS requesting deactivation. Filled in when unexpected return code received from MCS
84	(54)	CHARACTER	8	CONSOLE_AUTHTASK_ENDING_EXIT	Name of exit requesting deactivation or abending exit.
92	(5C)	CHARACTER	4	CONSOLE_ASR_STATUS	The word the authorized service routine uses to see. If requests can be satisfied. It is serialized upon by the CS instruction.
92	(5C)	BITSTRING	2	CONSOLE_ASR_FLAGS	Processing Indicators
		1... ..		CONSOLE_DEACT_IN_PROGRESS	1 - If a DEACTIVATION request is executing or waiting to execute. All other work is turned away.
92	(5C)	BITSTRING	1	*	Always zero
94	(5E)	SIGNED	2	CONSOLE_NUMBER_OF_REQUESTS	Number of requests being processed
96	(60)	BITSTRING	4	CONSOLE_PROCESSING_FLAGS	Processing indicators
		1... ..		CONSOLE_END_CONSOLE_TASK	1 - If the task should terminate
		.1.. ..		CONSOLE_AUTHTASK_ACTIVE	1 - The task has completed initialization
		..1. ....		CONSOLE_AUTHTASK_ABEND	1 - The task has abended Processing ends.
		...1 ....		CONSOLE_SDISP_RESUME	1 - Exit requested that messages be displayed until table reaches percent capacity specified in CONSOLE_SRESUME.
		.... 1...		CONSOLE_UDISP_RESUME	1 - Exit requested that messages be displayed until table reaches percent capacity specified in CONSOLE_URESUME.
		.... .1..		CONSOLE_DEFAULT_CONSPROF_USED	1 - If a default CONSOLE profile was built for the user
100	(64)	CHARACTER	8	CONSOLE_MCSCSA	Address of the MCSCSA
100	(64)	SIGNED	4	CONSOLE_MCSCSA_ADDRESS	Address of the MCSCSA DATA AREA
104	(68)	SIGNED	4	CONSOLE_MCSCSA_ACCREG	Access register of data space containing the MCSCSA
108	(6C)	ADDRESS	4	* (6)	Reserved

## Cross Reference

Name	Hex Offset	Hex Value	Name	Hex Offset	Hex Value
CONSOLE	0		CONSOLE_ID	30	
CONSOLE_ASR_FLAGS			CONSOLE_LENGTH	0	
CONSOLE_ASR_STATUS	5C		CONSOLE_MCSCSA	A	
CONSOLE_AUTHTASK_ABEND	5C		CONSOLE_MCSCSA_ACCREG	64	
CONSOLE_AUTHTASK_ABEND_CODE	60	20	CONSOLE_MCSCSA_ADDRESS	68	
CONSOLE_AUTHTASK_ABEND_REASON	48		CONSOLE_MFORM	64	
CONSOLE_AUTHTASK_ACTIVE	4C		CONSOLE_NAME	34	
CONSOLE_AUTHTASK_CACHING_MSG	60	40	CONSOLE_NUMBER_OF_REQUESTS	10	
CONSOLE_AUTHTASK_CHECKING_EXITS	38	20	CONSOLE_PROCESSING_FLAGS	5E	
CONSOLE_AUTHTASK_DATA	38	80	CONSOLE_PROFILE	60	
CONSOLE_AUTHTASK_DISP_MSG	3C		CONSOLE_PROFILE_EXIT_AREA	18	
CONSOLE_AUTHTASK_END_CODE	38	40	CONSOLE_PROFILE_FLAGS	2C	
CONSOLE_AUTHTASK_ENDING_EXIT	44		CONSOLE_SDISP_RESUME	28	
CONSOLE_AUTHTASK_EXAMINE_MCSCSA	54		CONSOLE_SDISPLAY	60	10
CONSOLE_AUTHTASK_EXIT_MSG	38	01	CONSOLE_SOLSIZE	28	80
CONSOLE_AUTHTASK_FORMATTING_MDB	39	80	CONSOLE_SRESUME	20	
CONSOLE_AUTHTASK_MCS_RC	38	08	CONSOLE_UDISP_RESUME	3C	
CONSOLE_AUTHTASK_POST_GETMSG	50		CONSOLE_UDISPLAY	60	08
CONSOLE_AUTHTASK_POST_TO_TERM	38	04	CONSOLE_UNSSIZE	28	40
CONSOLE_AUTHTASK_SELECTING_MSG	38	02	CONSOLE_URESUME	24	
CONSOLE_AUTHTASK_TRANSLATING	38	10	CONSOLE_VERSION	40	
CONSOLE_CART	39	40		8	
CONSOLE_CNCCB	18				
CONSOLE_CONSID	0				
CONSOLE_DEACT_IN_PROGRESS	C				
CONSOLE_DEFAULT_CONSPROF_USED	5C	80			
CONSOLE_DISP_JOBNAME	60	04			
CONSOLE_DISP_SYSNAME	34	20			
CONSOLE_DISP_TIME	34	80			
CONSOLE_END_CONSOLE_TASK	34	40			
CONSOLE_EXCLUDE_SNMJB	60	80			
CONSOLE_FTPFLAGS	34	10			
CONSOLE_GWMSG_PTR	38				

## IKJCNMCB

PROGRAMMING INTERFACE INFORMATION

**IKJCNMCB**

End of PROGRAMMING INTERFACE INFORMATION

### IKJCNMCB

**Common Name:** Message Control Block  
**Macro ID:** IKJCNMCB  
**DSECT Name:** IKJCNMCB  
 ACRONYM: CNMCB  
**Owning Component:** 28502  
**Eye-Catcher ID:** IKJCNMCB  
 Offset: 0  
 Length: 8  
**Storage Attributes:** Subpool: 78  
 Key: 8  
 Residency: Above 16MB line  
**Size:** Variable  
**Created by:** GETMSG Service Routine  
**Pointed to by:** GWPL\_MSG\_PTR of GWPL parameter list  
**Serialization:** None  
**Function:** This control block serves as a prefix area for MDBs (Message Data Blocks).

### Data Area Map

Offsets		Type	Len	Name (Dim)	Description
Dec	Hex				
0	(0)	STRUCTURE	*	CNMCB	CONSOLE Message Control Block
0	(0)	CHARACTER	16	CNMCB_PREFIX	
0	(0)	CHARACTER	8	CNMCB_ID	CNMCB identifier 'IKJCNMCB'
8	(8)	SIGNED	2	CNMCB_VERS	CNMCB version number
10	(A)	SIGNED	2	CNMCB_LEN	CNMCB length
12	(C)	ADDRESS	4	CNMCB_NEXT_MCB	Pointer to the next MCB if one exists
16	(10)	CHARACTER	*	CNMCB_MDB_AREA	Variable length of MDB

## IKJCTLT

**Common Name:** TSO/E Command Tables Location Table  
**Macro ID:** IKJCTLT  
**DSECT Name:** CTLT  
**Owning Component:** TSO/E Scheduler (28502)  
**Eye-Catcher ID:** CTLT  
 Offset: 0  
 Length: 4  
**Storage Attributes:** Main Storage: One per system  
 Virtual Storage: Common  
 Auxiliary Storage: No  
 Subpool: 241  
 Key: 0  
 Data Space: No  
 Residency: Above 16M line  
**Size:** 60 bytes  
**Created by:** IKJPRM03  
**Pointed to by:** TPVTCTLT  
**Serialization:** None  
**Function:** IKJCTLT maps the TSO/E Command Tables Location Table. This table points to control blocks which define the AUTHCMD, AUTHPGM, AUTHTSF, and NOTBKGND lists determined during the customization of the TSO/E environment for this IPL.

### Data Area Map

Offsets		Type	Len	Name (Dim)	Description
Dec	Hex				
0	(0)	STRUCTURE	60	CTLT	
0	(0)	CHARACTER	4	CTLT_ID	"CTLT" identifier
4	(4)	UNSIGNED	2	CTLT_LEN	CTLT length
6	(6)	UNSIGNED	1	CTLT_VERS	Version number
7	(7)	UNSIGNED	1	*	Reserved
8	(8)	CHARACTER	12	CTLTTE2	IKJEFTE2
8	(8)	ADDRESS	4	CTLTTE2_PTR	Pointer to IKJEFTE2
12	(C)	UNSIGNED	4	CTLTTE2_LEN	Length of IKJEFTE2
16	(10)	UNSIGNED	2	CTLTTE2_#ENTRIES	# of entries in TE2
18	(12)	UNSIGNED	2	CTLTTE2_ENTRY_LEN	Length of each entry
20	(14)	CHARACTER	12	CTLTTE8	IKJEFTE8
20	(14)	ADDRESS	4	CTLTTE8_PTR	Pointer to IKJEFTE8
24	(18)	UNSIGNED	4	CTLTTE8_LEN	Length of IKJEFTE8
28	(1C)	UNSIGNED	2	CTLTTE8_#ENTRIES	# of entries in TE8
30	(1E)	UNSIGNED	2	CTLTTE8_ENTRY_LEN	Length of each entry
32	(20)	CHARACTER	12	CTLTTNS	IKJEFTNS
32	(20)	ADDRESS	4	CTLTTNS_PTR	Pointer to IKJEFTNS
36	(24)	UNSIGNED	4	CTLTTNS_LEN	Length of IKJEFTNS
40	(28)	UNSIGNED	2	CTLTTNS_#ENTRIES	# of entries in TNS
42	(2A)	UNSIGNED	2	CTLTTNS_ENTRY_LEN	Length of each entry
44	(2C)	CHARACTER	12	CTLTTAP	IKJEFTAP
44	(2C)	ADDRESS	4	CTLTTAP_PTR	Pointer to IKJEFTAP

## IKJCTL

Offsets						
Dec	Hex	Type	Len	Name (Dim)	Description	
48	(30)	UNSIGNED	4	CTLTTAP_LEN	Length of IKJEFTAP	
52	(34)	UNSIGNED	2	CTLTTAP_#ENTRIES	# of entries in TAP	
54	(36)	UNSIGNED	2	CTLTTAP_ENTRY_LEN	Length of each entry	
56	(38)	BIT(8)	1	CTLT_TABLE_BUILT_FLAGS	Flags indicating if the table was built or was obtained from LPA	
		1... ....		CTLTTE2_BUILT	AUTHCMD table built flag	
		.1.. ....		CTLTTE8_BUILT	AUTHPGM table built flag	
		..1. ....		CTLTTNS_BUILT	NOTBKGND table built flag	
		...1 ....		CTLTTAP_BUILT	AUTHTSF table built flag	
57	(39)	BIT(8)	1	*	Reserved	
58	(3A)	UNSIGNED	2	*	Reserved	

## Constants

Len	Type	Value	Name	Description
Comment				
Constants for the version number and EBCDIC identifier.				
End of Comment				
4	CHARACTER	CTLT	CTLTEID	"CTLT" identifier
4	DECIMAL		CTLT_CVERS	Version Number
4	DECIMAL		TE2_WIDTH	Constant for the width of the AUTHCMD table
4	DECIMAL		TE8_WIDTH	Constant for the width of the AUTHPGM table
4	DECIMAL		TAP_WIDTH	Constant for the width of the NOTBKGND table
4	DECIMAL		TNS_WIDTH	Constant for the width of the AUTHTSF table

## Cross Reference

Name	Hex Offset	Hex Value	Name	Hex Offset	Hex Value
CTLT	0		CTLTTE2_LEN	C	
CTLT_ID	0		CTLTTE2_PTR	8	
CTLT_LEN	4		CTLTTE8	14	
CTLT_TABLE_BUILT_FLAGS			CTLTTE8_#ENTRIES		
	38			1C	
CTLT_VERS	6		CTLTTE8_BUILT		
CTLTTAP	2C			38	40
CTLTTAP_#ENTRIES			CTLTTE8_ENTRY_LEN		
	34			1E	
CTLTTAP_BUILT			CTLTTE8_LEN	18	
	38	10	CTLTTE8_PTR	14	
CTLTTAP_ENTRY_LEN			CTLTTNS	20	
	36		CTLTTNS_#ENTRIES		
CTLTTAP_LEN	30			28	
CTLTTAP_PTR	2C		CTLTTNS_BUILT		
CTLTTE2	8			38	20
CTLTTE2_#ENTRIES			CTLTTNS_ENTRY_LEN		
	10			2A	
CTLTTE2_BUILT			CTLTTNS_LEN	24	
	38	80	CTLTTNS_PTR	20	
CTLTTE2_ENTRY_LEN					
	12				



**IKJEESCB**

## PROGRAMMING INTERFACE INFORMATION

**IKJEESCB**

End of PROGRAMMING INTERFACE INFORMATION

**IKJEESCB**

**Common Name:** SEND PARMLIB Control Block  
**Macro ID:** IKJEESCB  
**DSECT Name:** IKJEESCB  
**Owning Component:** TSO/E Scheduler (28502)  
**Eye-Catcher ID:** IKJEESCB  
 Offset: 0  
 Length: 8  
**Storage Attributes:** Subpool: 241  
 Key: 0  
 Residency: above 16M  
**Size:** 192 bytes  
**Created by:** IKJEESPR  
**Pointed to by:** CWAPTR  
**Serialization:** none  
**Function:** IKJEESCB defines the SEND PARMLIB Support Control Block.

**IKJEESCB Map**

Offsets						
Dec	Hex	Type/Value	Len	Name (Dim)		Description
0	(0)	STRUCTURE	192	IKJEESCB		
0	(0)	CHARACTER	8	EESCB_IDENTIFIER		Identifier 'IKJEESCB'
8	(8)	CHARACTER	1	EESCB_VERSION		Identifier Version
9	(9)	CHARACTER	1	EESCB_RESERVED1		Reserved
10	(A)	SIGNED	2	EESCB_LENGTH		Length of control block
12	(C)	CHARACTER	180	EESCB_PARMS		
12	(C)	CHARACTER	4	EESCB_FLAGS_1		SEND flags
		1... ....		EESCB_OPERSEND		Flag to indicate the status of OPERATOR SEND. 0 - OPERATOR SEND is inactive 1 - OPERATOR SEND is active (OPERATOR SEND only, USER SEND is unaffected)
		.1.. ....		EESCB_USERSEND		Flag to indicate the status of USER SEND. 0 - USER SEND is inactive 1 - USER SEND is active (USER SEND only, OPERATOR SEND is unaffected)
		..1. ....		EESCB_SAVE		Flag to indicate if messages can be saved. 0 - Messages can not be saved 1 - Messages can be saved
		...1 ....		EESCB_CHKPROD		Flag to indicate if the broadcast data set should be searched. 0 - Search the user log data set only 1 - Search the user log data set and the broadcast data set
		.... 1...		EESCB_USEPROD		

## IKJEESCB Map

Offsets		Type/Value	Len	Name (Dim)	Description
Dec	Hex				
		.... .1..		EESCB_MSGPROTECT	Flag to indicate if mail to should be stored in the broadcast data set if the user has no individual mail log 0 - Do not use the broadcast data set 1 - Use the broadcast data set
		.... ..1.		EESCB_SYSPLEXSHR	Flag to indicate if individual mail log should be protected from the user and whether mail should be displayed depending on the user's security level. 0 - Do not protect the individual mail log. 1 - Protect the individual mail log and the mail in the mail log. USERID'
		.... ...1		EESCB_SYSPLEXSHR_XCF	flag to indicate whether the broadcast data set is shared only by those systems in the sysplex. 0 - It is not shared exclusively by the systems in the sysplex. 1 - The broadcast data set is shared only by systems in the sysplex. LISTBC can bypass I/O on the broadcast data set.
13	(D)	1... ....		EESCB_OPERSEWAIT	flag to indicate whether the EESCB_SYSPLEXSHR flag was set as a result of a parmlib update on another system in the XCF group. 0 - It was updated by a parmlib update on this system 1 - It was updated because a PARMLIB update was issued on another system in the XCF group.
		.1.. ....		EESCB_SYSPLEXSHR_INI	Flag to indicate whether OPERATOR SEND should wait for message buffers. 0 - Don't wait for buffers. 1 - Wait for buffers.
		..1. ....		EESCB_LOGNAME_SPECIFIED	flag to indicate whether the broadcast data set is shared only by those systems in the sysplex. Set from the SYSPLEXSHR parameter of the SEND statement See EESCB_SYSPLEXSHR for the flag.
13	(D)	BITSTRING	2	*	Bit position to indicate whether the LOGNAME keyword was specified: 0 - Not specified. 1 - Explicitly specified.
16	(10)	CHARACTER	52	EESCB_LOGNAME	Reserved
16	(10)	CHARACTER	44	EESCB_DATASET	User log
					User log data set name - If USER LOGS are *NOT* being used, this field will contain an asterisk (*) in col 1, with the rest of the field padded with blanks. In this case, the BROADCAST data set, named in EESCB_BROADCAST_DSNAME, is used as the LOG data set. - If USER LOGS *ARE* being used, this field contains the name of the user log data set, without the user prefix and padded with blanks.
60	(3C)	CHARACTER	8	EESCB_MEMBER	Data set member name
68	(44)	CHARACTER	8	EESCB_DATE_AND_TIME	Date/Time of last update
68	(44)	UNSIGNED	4	EESCB_DATE	Date of last update
72	(48)	UNSIGNED	4	EESCB_TIME	Date of last update (GMT)
76	(4C)	CHARACTER	6	EESCB_USERLOG_SIZE	User Log size
76	(4C)	SIGNED	2	EESCB_PRI_NUM	Primary space amount
78	(4E)	SIGNED	2	EESCB_SEC_NUM	Secondary space amount
80	(50)	SIGNED	2	EESCB_DIR_NUM	Number of directory blocks
82	(52)	CHARACTER	2	*	Reserved
84	(54)	CHARACTER	8	EESCB_SYSNAME	

Offsets		Type/Value	Len	Name (Dim)	Description
Dec	Hex				
92	(5C)	CHARACTER	4	*	Name of the system that updated the EESCB_SYSPLEXSHR flag via XCF path Reserved - forces boundary alignment of following section
Comment					
<p>The following section contains information about the Broadcast Data Set, the VOLUME on which it resides, the Time and Date it was activated, etc. It is initially set at IPL time, and it may subsequently be updated using the TSO/E "PARMLIB UPDATE" command or the "SET IKJTSO=xx" system command. This information is obtained from the values specified or defaulted on the BROADCAST keyword of the IKJTSOxx member of PARMLIB.</p>					
End of Comment					
96	(60)	CHARACTER	76	EESCB_BROADCAST_INFO	Information associated with current BROADCAST Data Set
96	(60)	CHARACTER	1	EESCB_BROADCAST_FLAGS	Flag byte
		1... ..		EESCB_BROADCAST_SPECIFIED	Bit position to indicate whether the BROADCAST keyword of the IKJTSOxx member of PARMLIB was used to specify the Broadcast Data Set name found in the EESCB_BROADCAST_- DSNAME field below: 0 - BROADCAST keyword was not specified. Broadcast Data Set name used is the default Broadcast Data Set name. 1 - BROADCAST keyword was used to specify the Broadcast Data Set name.
		.1.. ....		EESCB_BROADCAST_VOL_SPECIFIED	Bit position to indicate whether a VOLUME was explicitly specified in BROADCAST keyword: 0 - VOLUME not specified. The volume name in field EESCB_BROADCAST_VOLSER is the volume name from the CATALOG. 1 - VOLUME was specified The volume name in field EESCB_BROADCAST_VOLSER is the specified volume.
		..1. ....		EESCB_BROADCAST_SWITCH_PROMPT	Bit position to indicate whether to issue a confirmation PROMPT message during a Broadcast Data Set SWITCH: 0 - NOPROMPT has been requested 1 - PROMPT has either been requested or defaulted
		...1 ....		EESCB_BROADCAST_IPL	Bit position to indicate whether the Broadcast Data Set was established at IPL time: 0 - established at a time other than at IPL 1 - established at IPL time
		.... 1...		EESCB_BROADCAST_SET	Bit position to indicate whether the Broadcast Data Set was established by a SET IKJTSO=xx system command: 0 - not established by SET command 1 - established by SET command
		.... .1..		EESCB_BROADCAST_PARMLIB	Bit position to indicate whether the Broadcast Data Set was established by a PARMLIB UPDATE command: 0 - not established by PARMLIB UPDATE command 1 - established by PARMLIB UPDATE command
		.... ..1.		EESCB_BROADCAST_SWITCH_REQUIRED	

# IKJEESCB Map

Offsets		Type/Value	Len	Name (Dim)	Description
Dec	Hex				
		.... ...1		EESCB_BROADCAST_PRIMARY_REP	Bit position to indicate whether it is necessary to SWITCH to a new Broadcast Data Set during PARMLIB UPDATE, SET IKJTSO=xx, or IPL processing. (Flag always on during IPL.) 0 - no SWITCH is required because the name and volume for the Broadcast Data Set have not been changed. 1 - SWITCH is required
					Bit position to indicate whether the EESCB_BROADCAST_DSNAME contains the Broadcast Data Set name specified by the user, or whether it contains the primary name associated with an ALIAS name specified by the user. 0 - the name in BROADCAST_DSNAME is the Broadcast Data Set name specified, and it is not an ALIAS. 1 - the name in BROADCAST_DSNAME is the primary name of the Broadcast Data Set specified by the user. The name specified by the user was an ALIAS.
97	(61)	CHARACTER	3	EESCB_BROADCAST_RSVD1	Reserved
100	(64)	SIGNED	2	EESCB_BROADCAST_TIMEOUT	SWITCH Time-out limit in seconds. If the NEW Broadcast Data Set ENQ cannot be obtained within this number of seconds, the Broadcast Data Set SWITCH is not performed.

Comment

Current Broadcast Data Set Information

End of Comment

102	(66)	SIGNED	2	EESCB_BROADCAST_DSLEN	Length of BROADCAST name contained in the following field
104	(68)	CHARACTER	44	EESCB_BROADCAST_DSNAME	Name of the BROADCAST Data Set. If no Broadcast Data Set name was specified in the IKJTSOxx member of PARMLIB, this name defaults to SYS1.BROADCAST (length=13)
148	(94)	CHARACTER	6	EESCB_BROADCAST_VOLSER	Volume on which the BROADCAST Data Set resides
154	(9A)	CHARACTER	2	EESCB_BROADCAST_RSVD3	Reserved
156	(9C)	CHARACTER	8	EESCB_BROADCAST_UNIT	Unit associated with the BROADCAST Data Set
164	(A4)	CHARACTER	8	EESCB_BROADCAST_RSVD4	Reserved
172	(AC)	CHARACTER	8	EESCB_BROADCAST_DATE_TIME	Date/Time of last successful BROADCAST Data Set allocation
172	(AC)	UNSIGNED	4	EESCB_BROADCAST_DATE	Date of last allocation (GMT) - 0CyydddF (C=1 for 2000- 2099)
176	(B0)	UNSIGNED	4	EESCB_BROADCAST_TIME	Time of last allocation (GMT) - HHMMSSth (dec)
180	(B4)	CHARACTER	12	EESCB_RESERVED2	Reserved
192	(C0)	CHARACTER	0	*	End on a double word

**IKJEESCB Constants**

Len	Type	Value	Name	Description
8	CHARACTER	IKJEESCB	EESCB_NAME	Identifier
1	HEX	03	EESCB_LEVEL	Version ID
4	DECIMAL	192	EESCB_LEN	Length of the EESCB Control Block mapping
1	HEX	03	MIN_DYN_BROADCAST_VERS	The minimum EESCB_VERSION needed for an EESCB to contain the EESCB_BROADCAST_INFO section. This represents the version in which Dynamic Broadcast Support was introduced.

Comment

---

Declare Broadcast Data Set related defaults

---

End of Comment

1	CHARACTER	*	EESCB_NO_USER_LOGNAME	Value used to indicate that USER LOGs are *not* being used. Instead, the broadcast data set (specified by EESCB_BROADCAST_DSNAME) should be used as the log data set
13	CHARACTER	SYS1.BROADCAST	EESCB_BROADCAST_DSNAME_DEFAULT	Default Broadcast Data Set name
8	CHARACTER	SYSALLDA	EESCB_BROADCAST_UNIT_DEFAULT	Default generic unit name for Broadcast Data Set - namely any DASD device

**IKJEESCB Cross Reference**

Name	Hex Offset	Hex Value	Name	Hex Offset	Hex Value
EESCB_BROADCAST_DATE	AC		EESCB_BROADCAST_TIME	60	02
EESCB_BROADCAST_DATE_TIME	AC		EESCB_BROADCAST_TIMEOUT	64	
EESCB_BROADCAST_DSNAME	68		EESCB_BROADCAST_UNIT	9C	
EESCB_BROADCAST_DSNLEN	66		EESCB_BROADCAST_VOL_SPECIFIED	60	40
EESCB_BROADCAST_FLAGS	60		EESCB_BROADCAST_VOLSER	94	
EESCB_BROADCAST_INFO	60		EESCB_CHKBROD	C	10
EESCB_BROADCAST_IPL	60	10	EESCB_DATASET	10	
EESCB_BROADCAST_PARM LIB	60	04	EESCB_DATE	44	
EESCB_BROADCAST_PRIMARY_REP	60	01	EESCB_DATE_AND_TIME	44	
EESCB_BROADCAST_RSVD1	61		EESCB_DIR_NUM	50	
EESCB_BROADCAST_RSVD3	9A		EESCB_FLAGS_1	C	
EESCB_BROADCAST_RSVD4	A4		EESCB_IDENTIFIER	0	
EESCB_BROADCAST_SET	60	08	EESCB_LENGTH	A	
EESCB_BROADCAST_SPECIFIED	60	80	EESCB_LOGNAME	10	
EESCB_BROADCAST_SWITCH_PROMPT	60	20	EESCB_LOGNAME_SPECIFIED	D	20
EESCB_BROADCAST_SWITCH_REQUIRED			EESCB_MEMBER	3C	
			EESCB_MSGPROTECT		

## IKJEESCB Cross Reference

Name	Hex Offset	Hex Value
	C	04
EESCB_OPERSEND		
	C	80
EESCB_OPERSEWAIT		
	D	80
EESCB_PARMS		
EESCB_PRI_NUM	C	
	4C	
EESCB_RESERVED1		
	9	
EESCB_RESERVED2		
	B4	
EESCB_SAVE	C	20
EESCB_SEC_NUM		
	4E	
EESCB_SYSNAME		
	54	
EESCB_SYSPLEXSHR		
	C	02
EESCB_SYSPLEXSHR_INI		
	D	40
EESCB_SYSPLEXSHR_XCF		
	C	01
EESCB_TIME	48	
EESCB_USEBROD		
	C	08
EESCB_USERLOG_SIZE		
	4C	
EESCB_USERSEND		
	C	40
EESCB_VERSION		
	8	
IKJEESCB	0	

## IKJEFFPT

**Common Name:** JOBNAME/JOBID Parameter List for TSO/E CANCEL/STATUS modules  
**Macro ID:** IKJEFFPT  
**DSECT Name:** PARMLIST, JOBLIST, SWITCHES  
**Owning Component:** TSO/E Scheduler (28502)  
**Eye-Catcher ID:** None  
**Offset:** N/A  
**Subpool and Key:** Subpool 0 and Key 8  
**Size:** PARMLIST - 20 bytes  
 JOBLIST - 9 bytes  
 SWITCHES - 8 bytes  
**Created by:** IKJEFF50  
**Pointed to by:** CSPLPTR  
**Serialization:** None  
**Function:** This parameter list is used by the CANCEL/STATUS command processors and contains job information.

### Data Area Map

Offsets					
Dec	Hex	Type	Len	Name (Dim)	Description
0	(0)	STRUCTURE	20	PARMLIST	CANCEL/STATUS JOB PARMLIST
0	(0)	ADDRESS	4	JOBLISTP	PTR TO TABLE OF JOB NAMES/JOBIDS
4	(4)	ADDRESS	4	NUMJOBSP	PTR TO NUMBER ENTRIES IN TABLE
8	(8)	ADDRESS	4	SWITPTR	PTR TO CANCEL/STATUS SWITCHES
12	(C)	ADDRESS	4	MSGRTNPT	PTR TO IKJEFF02 MESSAGE RTN
16	(10)	ADDRESS	4	MSGPTR	PTR TO PARM LIST FOR MSG RTN
		1... ....		PTHIGH	END OF PARMLIST - BIT ON FOR STANDARD LINKAGE

**Comments**

JOBLISTP POINTS TO JOBLIST

**End of Comments**

Offsets					
Dec	Hex	Type	Len	Name (Dim)	Description
0	(0)	STRUCTURE	9	JOBLIST (*)	TABLE ARRAY FOR JOB NAMES, JOBIDS - PUT USERID AND LENGTH HERE IF STATUS WITH NO OPERANDS
0	(0)	CHARACTER	1	LEN1	SEE DCLS FOR CONSTANTS FOR THE POSSIBLE VALUES OF THIS FIELD FOR CANCEL OR STATUS W/ OPERANDS
1	(1)	CHARACTER	8	JOBNMID	EITHER JOBNAME OR JOBID OR USERID -JOBID MUST FOLLOW JOBNAME ENTRY

**Comments**

PARMLIST POINTS TO SWITCHES FOR CANCEL/STATUS COMMAND

**End of Comments**

# IKJEFFPT

Offsets		Type	Len	Name (Dim)	Description
Dec	Hex				
0	(0)	STRUCTURE	1	SWITCHES	SWITCHES INTERNAL TO CANCEL/ST
		1... ....		CANCEL SW	- CANCEL COMMAND
		.1... ....		STATUS SW	- STATUS COMMAND, WITH OPERAND
		..1. ....		STATAUTO	- STATUS COMMAND, WITHOUT OPRNDS
		...1 ....		JOBID SW	- INDICATE JOBID CURRENT ENTRY
		.... 1...		QUIT	- INDICATE ERROR FOUND IN MODULE
		.... .1..		PTPURGSW	- INDICATE PURGE KEYWORD SPECIFIED ON CANCEL COMMAND. CANCEL COMMAND WILL PURGE EACH JOB'S OUTPUT IF THE JOB HAS ALREADY BEEN EXECUTED AND PURGE IS SPECIFIED.
		.... ..11		*	- RESERVED FOR FUTURE USE

## Constants

Len	Type	Value	Name	Description
<hr/> <b>Comments</b> <hr/>				
CONSTANTS USED IN JOBLIST ENTRIES (LEN1 FIELD)				
<hr/> <b>End of Comments</b> <hr/>				
1	HEX	00	IDJOBNM	MEANS NEXT ENTRY IS JOBNAME
1	HEX	44	IDJOBID	MEANS NEXT ENTRY IS JOBID
1	HEX	80	IDLASTJB	MEANS LAST ENTRY IN TABLE

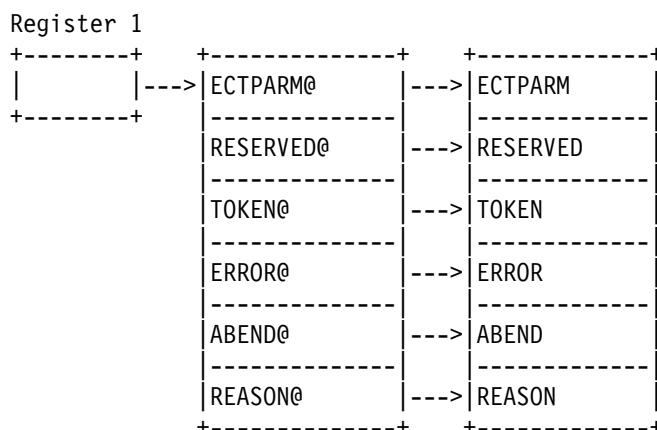
## Cross Reference

Name	Hex Offset	Hex Value	Level
CANCEL SW	0	80	2
JOBID SW	0	10	2
JOBLIST	0		1
JOBLISTP	0		2
JOBNMID	1		2
LEN1	0		2
MSGPTR	10		2
MSGRTNPT	C		2
NUMJOBSP	4		2
PARMLIST	0		1
PTHIGH	10	80	3
PTPURGSW	0	04	2
QUIT	0	08	2
STATAUTO	0	20	2
STATUS SW	0	40	2
SWITCHES	0		1
SWITPTR	8		2



# IKJEFTSJ

**Common Name:** Mapping for the IKJEFTSI parameter list  
**Macro ID:** IKJEFTSJ  
**DSECT Name:** IKJEFTSJ  
**Owning Component:** Scheduler (28502)  
**Eye-Catcher ID:** Not applicable  
**Storage Attributes:** Subpool: Determined by the invoker of IKJEFTSI  
 Key: 8  
 Residency: Determined by the invoker of IKJEFTSI  
**Size:** See assembler listing  
**Created by:** Invoker of IKJEFTSI  
**Pointed to by:** Register 1 on entry to IKJEFTSI.  
**Serialization:** None required  
**Function:** IKJEFTSJ is the mapping macro for the standard parameter list passed to IKJEFTSI via register 1.



MACRO-TYPE = Mapping macro

## Data Area Map

Offsets					
Dec	Hex	Type	Len	Name (Dim)	Description
0	(0)	STRUCTURE	60	IKJEFTSJ	
0	(0)	ADDRESS	4	EFTSI_ECTPARAM@	Pointer to the ECT address.
		1... ....		EFTSI_ECTPARAM@_HIBIT	This bit must be OFF.
4	(4)	ADDRESS	4	EFTSI_RESERVED@	Pointer to RESERVED
		1... ....		EFTSI_RESERVED@_HIBIT	End of list
8	(8)	ADDRESS	4	EFTSI_TOKEN@	Ptr to TOKEN data
		1... ....		EFTSI_TOKEN@_HIBIT	End of list
12	(C)	ADDRESS	4	EFTSI_ERROR@	Ptr to ERROR data
		1... ....		EFTSI_ERROR@_HIBIT	This bit must be OFF.
16	(10)	ADDRESS	4	EFTSI_ABEND@	Pointer to ABEND data
		1... ....		EFTSI_ABEND@_HIBIT	Indicates end of list
20	(14)	ADDRESS	4	EFTSI_REASON@	Pointer to REASON data
		1... ....		EFTSI_REASON@_HIBIT	Indicates end of list
Begin declarations for storage pointed to by above addresses:					
24	(18)	ADDRESS	4	EFTSI_ECTPARAM	ECT address. If zero is specified, then the address of the primary ECT is assumed and returned. If X'FFFFFFFF' is entered a new ECT is created and returned.
28	(1C)	BITSTRING	4	EFTSI_RESERVED	Reserved field
32	(20)	CHARACTER	16	EFTSI_TOKEN	Token passed back to caller. A list of four fullwords:
32	(20)	ADDRESS	4	EFTSI_TOKEN1	1st fullword

## IKJEFTSJ

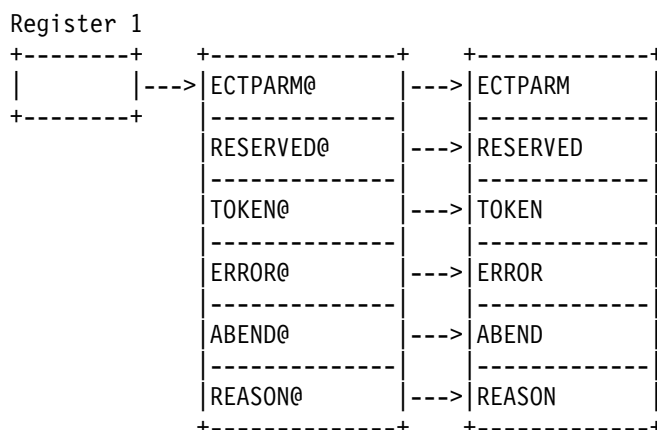
Offsets					
Dec	Hex	Type	Len	Name (Dim)	Description
36	(24)	ADDRESS	4	EFTSI_TOKEN2	2nd fullword
40	(28)	ADDRESS	4	EFTSI_TOKEN3	3rd fullword
44	(2C)	ADDRESS	4	EFTSI_TOKEN4	4th fullword
48	(30)	SIGNED	4	EFTSI_ERROR	Error reason code when IKJEFTSJ fails to complete successfully.
52	(34)	BITSTRING	4	EFTSI_ABEND	Internal error abend code returned to caller.
56	(38)	BITSTRING	4	EFTSI_REASON	Internal error reason code returned to caller.

## Cross Reference

Name	Hex Offset	Hex Value	Level
EFTSI_ABEND	34		2
EFTSI_ABEND@	10		2
EFTSI_ABEND@_HIBIT	10	80	3
EFTSI_ECTPARAM	18		2
EFTSI_ECTPARAM@	0		2
EFTSI_ECTPARAM@_HIBIT	0	80	3
EFTSI_ERROR	30		2
EFTSI_ERROR@	C		2
EFTSI_ERROR@_HIBIT	C	80	3
EFTSI_REASON	38		2
EFTSI_REASON@	14		2
EFTSI_REASON@_HIBIT	14	80	3
EFTSI_RESERVED	1C		2
EFTSI_RESERVED@	4		2
EFTSI_RESERVED@_HIBIT	4	80	3
EFTSI_TOKEN	20		2
EFTSI_TOKEN@	8		2
EFTSI_TOKEN@_HIBIT	8	80	3
EFTSI_TOKEN1	20		3
EFTSI_TOKEN2	24		3
EFTSI_TOKEN3	28		3
EFTSI_TOKEN4	2C		3
IKJEFTSJ	0		1

# IKJEFTSV

**Common Name:** Mapping for the IKJEFTST parameter list  
**Macro ID:** IKJEFTSV  
**DSECT Name:** IKJEFTSV  
**Owning Component:** Scheduler (28502)  
**Eye-Catcher ID:** Not applicable  
**Storage Attributes:** Subpool: Determined by the invoker of IKJEFTSV  
 Key: 8  
 Residency: Determined by the invoker of IKJEFTSV  
**Size:** See assembler listing  
**Created by:** Invoker of IKJEFTSV  
**Pointed to by:** Register 1 on entry to IKJEFTST.  
**Serialization:** None required  
**Function:** IKJEFTSV is the mapping macro for the standard parameter list passed to IKJEFTST via register 1.



MACRO-TYPE = Mapping macro

## Data Area Map

Offsets					
Dec	Hex	Type	Len	Name (Dim)	Description
0	(0)	STRUCTURE	60	IKJEFTSV	
0	(0)	ADDRESS	4	EFTST_ECTPARAM@	Pointer to the ECT address.
		1... ....		EFTST_ECTPARAM@_HIBIT	Bit must be OFF
4	(4)	ADDRESS	4	EFTST_RESERVED@	Pointer to RESERVED
		1... ....		EFTST_RESERVED@_HIBIT	End of list
8	(8)	ADDRESS	4	EFTST_TOKEN@	Pointer to TOKEN data
		1... ....		EFTST_TOKEN@_HIBIT	Bit must be OFF
12	(C)	ADDRESS	4	EFTST_ERROR@	Ptr to ERROR data
		1... ....		EFTST_ERROR@_HIBIT	End of list
16	(10)	ADDRESS	4	EFTST_ABEND@	Pointer to ABEND data
		1... ....		EFTST_ABEND@_HIBIT	Indicates end of list
20	(14)	ADDRESS	4	EFTST_REASON@	Pointer to REASON data
		1... ....		EFTST_REASON@_HIBIT	Indicates end of list

---

Begin declarations for storage pointed to by above addresses:

24	(18)	ADDRESS	4	EFTST_ECTPARAM	ECT address. If zero is specified, then the address of the primary ECT is assumed and returned. and returned.
28	(1C)	BITSTRING	4	EFTST_RESERVED	Reserved field
32	(20)	CHARACTER	16	EFTST_TOKEN	Token passed to IKJEFTST. A list of four fullwords:
32	(20)	ADDRESS	4	EFTST_TOKEN1	1st fullword
36	(24)	ADDRESS	4	EFTST_TOKEN2	2nd fullword

## IKJEFTSV

Offsets					
Dec	Hex	Type	Len	Name (Dim)	Description
40	(28)	ADDRESS	4	EFTST_TOKEN3	3rd fullword
44	(2C)	ADDRESS	4	EFTST_TOKEN4	4th fullword
48	(30)	SIGNED	4	EFTST_ERROR	Error reason code when IKJEFTST fails to complete successfully.
52	(34)	BITSTRING	4	EFTST_ABEND	Internal error abend code returned to caller.
56	(38)	BITSTRING	4	EFTST_REASON	Internal error reason code returned to caller.

## Cross Reference

Name	Hex Offset	Hex Value	Level
EFTST_ABEND	34		2
EFTST_ABEND@	10		2
EFTST_ABEND@_HIBIT	10	80	3
EFTST_ECTPARM	18		2
EFTST_ECTPARM@	0		2
EFTST_ECTPARM@_HIBIT	0	80	3
EFTST_ERROR	30		2
EFTST_ERROR@	C		2
EFTST_ERROR@_HIBIT	C	80	3
EFTST_REASON	38		2
EFTST_REASON@	14		2
EFTST_REASON@_HIBIT	14	80	3
EFTST_RESERVED	1C		2
EFTST_RESERVED@	4		2
EFTST_RESERVED@_HIBIT	4	80	3
EFTST_TOKEN	20		2
EFTST_TOKEN@	8		2
EFTST_TOKEN@_HIBIT	8	80	3
EFTST_TOKEN1	20		3
EFTST_TOKEN2	24		3
EFTST_TOKEN3	28		3
EFTST_TOKEN4	2C		3
IKJEFTSV	0		1

# IKJEFUDL

**Common Name:** User Identification Data List  
**Macro ID:** IKJEFUDL  
**DSECT Name:** DUIDL  
**Owning Component:** TSO/E Scheduler (28502)  
**Eye-Catcher ID:** None  
**Offset:** N/A  
**Subpool and Key:** Subpool 1 and Key 8  
**Size:** 24 bytes  
**Created by:** IKJEFA10, IKJEFA20, IKJEFA30  
**Pointed to by:** ACCTPL parameter list  
**Serialization:** None  
**Function:** The DUIDL contains user identification data and is created by the ADD, CHANGE and DELETE subcommands of the ACCOUNT command. It is used by the account broadcast interface (IKJEES40) to update the broadcast data set.

## Data Area Map

Offsets					
Dec	Hex	Type	Len	Name (Dim)	Description
0	(0)	STRUCTURE	24	DUIDL	
0	(0)	ADDRESS	4	UIDLNEX	PTR TO NEXT UIDL ENTRY
4	(4)	CHARACTER	2	UIDLSWS	UIDL FLAGS
		1... ....		UIDADD	..1 = RESULT OF ADD CMD
		.1.. ....		UIDDEL	..1 = RESULT OF DELETE CMD
		..1. ....		UIDCHG	..1 = RESULT OF CHANGE CMD
4	(4)	BITSTRING	1	*	RESERVED
6	(6)	ADDRESS	2	UIDLCT	NUMBER OF USERID ENTRIES NOTE: ADD AND DELETE COUNT IS 1 FOR EACH 8-BYTE USERID FIELD IN THIS LIST. CHANGE COUNT IS 2 FOR EACH 16-BYTE, 2-USERID FIELD
8	(8)	CHARACTER	8	UIDUSER (2)	ARRAY OF USERID NAMES 7 BYTE USERID NAME PLUS A ..RIGHTMOST BLANK 1ST USERID NAME ..(OLD USERID FOR CHANGE) 2ND USERID NAME ..(NEW USERID FOR CHANGE)

## IKJEGDBE

**Common Name:** TSO/E Defer Break Element  
**Macro ID:** IKJEGDBE  
**DSECT Name:** DBE  
**Owning Component:** TSO/E TEST (28503)  
**Eye-Catcher ID:** IKJEGDBE  
**Offset:** Offset 0 and length 8  
**Subpool and Key:** Subpool 1 and Key 8  
**Size:** 20 bytes  
**Created by:** IKJEGATD  
**Pointed to by:** DEFERTAB field of TCOMTAB data area  
**Serialization:** None  
**Function:** Contains information about the defer break elements in a program.

### Data Area Map

Offsets					
Dec	Hex	Type	Len	Name (Dim)	Description
0	(0)	SIGNED	4	DBEPRE (0)	_ DBE PREFIX AREA
0	(0)	CHARACTER	8	DBEID	- DBE ID: 'IKJEGDBE'
		.... 1...		DBEPREL	"*-DBEPRE" LENGTH OF PREFIX AREA

Offsets					
Dec	Hex	Type	Len	Name (Dim)	Description
0	(0)	SIGNED	4	DBEDBE	- ADDRESS OF NEXT DBE ON CHAIN
4	(4)	SIGNED	4	DBEPDL	- ADDRESS OF PDL
8	(8)	SIGNED	4	DBEINBUF	- ADDRESS OF INPUT BUFFER
		...1 .1..		DBELNH	"(*-DBE)+DBEPREL" LENGTH OF DBE, INCLUDING PREFIX AREA

# IKJEGDME

**Common Name:** TSO/E Defer Module Element  
**Macro ID:** IKJEGDME  
**DSECT Name:** DME  
**Owning Component:** TSO/E TEST (28503)  
**Eye-Catcher ID:** IKJEGDME  
**Offset:** Offset 0 and length 8  
**Subpool and Key:** Subpool 1 and Key 8  
**Size:** 24 bytes  
**Created by:** IKJEGATD  
**Pointed to by:** DEFERTAB field of TCOMTAB data area  
**Serialization:** None  
**Function:** Contains information about the defer module elements in a program.

## Data Area Map

Offsets					
Dec	Hex	Type	Len	Name (Dim)	Description
0	(0)	SIGNED	4	DMEPRE (0)	- DME PREFIX AREA
0	(0)	CHARACTER	8	DMEID	- DME ID: 'IKJEGDME'
		.... 1...		DMEPREL	"*-DMEPRE" LENGTH OF PREFIX AREA

Offsets					
Dec	Hex	Type	Len	Name (Dim)	Description
0	(0)	SIGNED	4	DMEDME	- ADDRESS OF NEXT DME ON CHAIN
4	(4)	SIGNED	4	DMEDBE	- ADDRESS OF FIRST DBE ON CHAIN
8	(8)	CHARACTER	8	DMELOAD	- LOAD MODULE NAME
		...1 1...		DMELNH	"(*-DME)+(DMEPREL)" DME LENGTH INCLUDING THE PREFIX AREA

# IKJEGSIB

**Common Name:** TSO/E TEST Symbol Information Block  
**Macro ID:** IKJEGSIB  
**DSECT Name:** IKJEGSIB, SIB  
**Owning Component:** TSO/E TEST (28503)  
**Eye-Catcher ID:** IKJEGSIB  
**Offset:** Offset 0 and length 8  
**Subpool and Key:** Subpool 1, Key 8  
**Size:** IKJEGSIB 24 - bytes  
 SIB - 32 bytes  
**Created by:** IKJEGSYM  
**Pointed to by:** SIBNEXT  
**Serialization:** None  
**Function:** This symbol information block is created when TEST tries to resolve a symbol.

## Data Area Map

Offsets						
Dec	Hex	Type	Len	Name (Dim)	Description	
0	(0)	STRUCTURE	24	IKJEGSIB	INFORMATION ABOUT RESOLVED SYMBOL	
0	(0)	ADDRESS	4	SIBSYMAD	EQUIVALENT MAIN STORAGE ADDRESS	
4	(4)	BITSTRING	1	SIBTYPE	TYPE OF DATA AT THIS LOCATION	
5	(5)	UNSIGNED	3	SIBMULTP	MULTIPLICITY FACTOR	
8	(8)	SIGNED	2	SIBSTLTH	LENGTH OF STORAGE RESERVED	
10	(A)	BITSTRING	2	SIBRSVD1	RESERVED	
12	(C)	ADDRESS	4	SIBNEXT	POINTER TO NEXT SIB	
16	(10)	CHARACTER	8	SIBXTNT1	SIB EXTENSION	
16	(10)	UNSIGNED	2	SIBXLEN	LENGTH OF THE SIB	
18	(12)	UNSIGNED	1	SIBXVER	SIB VERSION NUMBER	
19	(13)	BITSTRING	1	SIBTYPE2	TYPE OF DATA	
20	(14)	UNSIGNED	4	SIBALET	ALET ASSOCIATED WITH SYMBOL	

Offsets						
Dec	Hex	Type	Len	Name (Dim)	Description	
0	(0)	STRUCTURE	*	SIB	NAME FOR ENTIRE SIB	
0	(0)	CHARACTER	8	SIBPREF	SIB PREFIX	
0	(0)	CHARACTER	8	SIBID	SIB IDENTIFIER 'IKJEGSIB'	
8	(8)	CHARACTER	24	*	MAIN PART OF SIB	

## Constants

Len	Type	Value	Name	Description
4	DECIMAL	32	SIBLENTH	
4	DECIMAL	24	SIBLTHO	
1	DECIMAL	1	SIBVERSC	SIB VERSION NUMBER CONSTANT

### Comments

VALUES FOR SIBTYPE

### End of Comments

1	HEX	00	SIBTYPEC	CHARACTER
1	HEX	04	SIBTYPEX	HEXIDECIMAL
1	HEX	08	SIBTYPEB	BINARY
1	HEX	0C	SIBTYPEI	INSTRUCTION
1	HEX	10	SIBTYPEF	FIXED POINT, FULL WORD
1	HEX	14	SIBTYPEH	FIXED POINT, HALF WORD



Len	Type	Value	Name	Description
1	HEX	18	SIBTYPEE	FLOATING POINT, FULL WORD
1	HEX	1C	SIBTYPEP	FLOATING POINT, DOUBLE WORD
1	HEX	20	SIBTYPEA	ADDRESS CONSTANT, A OR Q FMT
1	HEX	24	SIBTYPEY	ADDRESS CONSTANT, Y FORMAT
1	HEX	28	SIBTYPEB	ADDRESS: BASE-DISPLACEMENT
1	HEX	30	SIBTYPEP	PACKED DECIMAL
1	HEX	34	SIBTYPEZ	ZONED DECIMAL
1	HEX	80	SIBXTEND	EXTENDED FORMAT SIB

### Cross Reference

Name	Hex Offset	Hex Value	Level
IKJEGSIB	0		1
SIB	0		1
SIBALET	14		3
SIBID	0		3
SIBMULTP	5		2
SIBNEXT	C		2
SIBPREF	0		2
SIBRSVD1	A		2
SIBSTLTH	8		2
SIBSYMAD	0		2
SIBTYPE	4		2
SIBTYPE2	13		3
SIBXLEN	10		3
SIBXTNT1	10		2
SIBXVER	12		3

## IKJEGSTE

**Common Name:** TSO/E TEST Symbol Table Entry  
**Macro ID:** IKJEGSTE  
**DSECT Name:** IKJEGSTE, STE  
**Owning Component:** TSO/E TEST (28503)  
**Eye-Catcher ID:** IKJEGSTE  
**Offset:** Offset 0 and length 8  
**Subpool and Key:** Subpool 1, Key 8  
**Size:** IKJEGSTE - 32 bytes  
 STE - 40 bytes  
**Created by:** IKJEGEQU  
**Pointed to by:** SYMTABLE in TCOMTAB, STENEXT  
**Serialization:** None  
**Function:** A symbol table entry contains information about a symbol specified on either the EQUATE subcommand or the EQUATE keyword of the GETMAIN subcommand. The queue of symbol table entries is chained from the SYMTABLE field of TCOMTAB. The queue is used to resolve symbolic addresses.

### Data Area Map

Offsets					
Dec	Hex	Type	Len	Name (Dim)	Description
0	(0)	STRUCTURE	32	IKJEGSTE	INFORMATION ABOUT RESOLVED SYMBOL
0	(0)	ADDRESS	4	STENEXT	POINTER TO NEXT STE
4	(4)	ADDRESS	4	STESYMD	EQUIVALENT MAIN STORAGE ADDRESS
8	(8)	BITSTRING	1	STETYPE	TYPE OF DATA AT THIS LOCATION
9	(9)	UNSIGNED	3	STEMULTP	MULTIPLICITY FACTOR
12	(C)	SIGNED	2	STESTLTH	LENGTH OF STORAGE RESERVED
14	(E)	SIGNED	2	STESYMLN	LENGTH OF SYMBOL
16	(10)	CHARACTER	8	STESYMBL	SYMBOL
24	(18)	CHARACTER	8	STEXTNT1	STE EXTENSION
24	(18)	UNSIGNED	2	STEXLEN	LENGTH OF THE STE
26	(1A)	UNSIGNED	1	STEXVER	STE VERSION NUMBER
27	(1B)	BITSTRING	1	STETYPE2	TYPE OF DATA
28	(1C)	UNSIGNED	4	STEALET	ALET ASSOCIATED WITH SYMBOL

Offsets					
Dec	Hex	Type	Len	Name (Dim)	Description
0	(0)	STRUCTURE	*	STE	NAME FOR ENTIRE STE
0	(0)	CHARACTER	8	STEPREF	STE PREFIX
0	(0)	CHARACTER	8	STEID	STE IDENTIFIER 'IKJEGSTE'
8	(8)	CHARACTER	32	*	MAIN PART OF STE

**Constants**

Len	Type	Value	Name	Description
4	DECIMAL	8	STEPREFL	PREFIX LENGTH
4	DECIMAL	40	STELENTH	

**Comments**

LENGTH OF STE & PREFIX

**End of Comments**

4	DECIMAL	32	STELTHO	
1	DECIMAL	1	STEVERSC	STE VERSION NUMBER CONSTANT

**Comments**

VALUES FOR STETYPE

**End of Comments**

1	HEX	00	STETYPEC	CHARACTER
1	HEX	04	STETYPEX	HEXIDECIMAL
1	HEX	08	STETYPEB	BINARY
1	HEX	0C	STETYPEI	INSTRUCTION
1	HEX	10	STETYPEF	FIXED POINT, FULL WORD
1	HEX	14	STETYPEH	FIXED POINT, HALF WORD
1	HEX	18	STETYPEE	FLOATING POINT, FULL WORD
1	HEX	1C	STETYPED	FLOATING POINT, DOUBLE WORD
1	HEX	20	STETYPEEA	ADDRESS CONSTANT, A OR Q FMT
1	HEX	24	STETYPEY	ADDRESS CONSTANT, Y FORMAT
1	HEX	28	STETYPES	ADDRESS: BASE-DISPLACEMENT
1	HEX	30	STETYPEP	PACKED DECIMAL
1	HEX	34	STETYPEZ	ZONED DECIMAL
1	HEX	80	STEXTEND	EXTENDED FORMAT STE

**Cross Reference**

Name	Hex Offset	Hex Value	Level
IKJEGSTE	0		1
STE	0		1
STEALET	1C		3
STEID	0		3
STEMULTP	9		2
STENEXT	0		2
STEPREF	0		2
STESTLTH	C		2
STESYMAD	4		2
STESYMBL	10		2
STESYMLN	E		2
STETYPE	8		2
STETYPE2	1B		3
STEXLEN	18		3
STEXTNT1	18		2
STEXVER	1A		3

## IKJEGSTL

**Common Name:** TSO/E TEST ESTAE Exit Parameter List  
**Macro ID:** IKJEGSTL  
**DSECT Name:** IKJEGSTL  
**Owning Component:** TSO/E TEST (28503)  
**Eye-Catcher ID:** IKJEGSTL  
**Offset:** Offset 0 and length 8  
**Subpool and Key:** Subpool 0 and Key 8  
**Size:** 64 bytes  
**Created by:** Calling TSO/E TEST module  
**Pointed to by:** N/A  
**Serialization:** None  
**Function:** IKJEGSTL is the ESTAE exit parameter list. It is generated by TSO/E TEST modules using the IKJEGSPL macro. It provides input to the TSO/E TEST ESTAE exit routine, IKJEGSTA.

### Data Area Map

Offsets					
Dec	Hex	Type	Len	Name (Dim)	Description
0	(0)	STRUCTURE	*	IKJEGSTL	STA PARAMETER LIST
0	(0)	CHARACTER	8	STLID	ID: IKJEGSTL
8	(8)	ADDRESS	4	STLRETRY	ADDRESS OF RETRY ROUTINE
12	(C)	ADDRESS	4	STLABENT	ADDRESS OF ABEND TABLE
16	(10)	ADDRESS	4	STLENTNRY	ADDRESS OF CSECT THAT ISSUED ESTAE
20	(14)	CHARACTER	8	STLC SCTN	NAME OF CSECT THAT ISSUED ESTAE
28	(1C)	CHARACTER	8	STLLOADN	NAME OF LOAD MODULE
36	(24)	CHARACTER	8	STLEPTN	NAME OF ENTRY POINT
44	(2C)	CHARACTER	16	STLLEVEL	MODULE LEVEL (DATE AND PTF OR PRODUCT NUMBER)
60	(3C)	CHARACTER	*	STLINSRT	2ND INSERT FOR 2ND LEVEL MESSAGE
60	(3C)	SIGNED	2	STLINSL	LENGTH OF TEXT NAME INSERT
62	(3E)	SIGNED	2	STLINSX	USED BY IKJEGIO
64	(40)	CHARACTER	*	STLTEXTN	FAILING MODULE TEXT NAME

### Cross Reference

Name	Hex Offset	Hex Value	Level
IKJEGSTL	0		1
STLABENT	C		2
STLC SCTN	14		2
STLENTNRY	10		2
STLEPTN	24		2
STLID	0		2
STLINSL	3C		3
STLINSRT	3C		2
STLINSX	3E		3
STLLEVEL	2C		2
STLLOADN	1C		2
STLRETRY	8		2
STLTEXTN	40		3

## IKJEGSVB

**Common Name:** TEST SVC Information Block  
**Macro ID:** IKJEGSVB  
**DSECT Name:** SVB, IKJEGSVB  
**Owning Component:** TSO/E TEST (28503)  
**Eye-Catcher ID:** IKJEGSVB  
 Offset: 00  
 Length: 08  
**Storage Attributes:** Main Storage: N/A  
 Virtual Storage: N/A  
 Auxiliary Storage: N/A  
 Subpool: 255  
 Key: 0  
 Data Space: none  
 Residency: above 16mB  
**Size:** approx 50 bytes  
**Created by:** IGC0006A  
**Pointed to by:** SVBBASEP  
**Serialization:** Local lock  
**Function:** This macro maps the SVC information block constructed by the TEST SVC (SVC 61) and referenced by the TSO/TEST command processor. SVBs are searched in an attempt to resolve a symbol, entry name, or offset belonging to a load module of the problem program.

### Data Area Map

Offsets					
Dec	Hex	Type	Len	Name (Dim)	Description
0	(0)	STRUCTURE	44	IKJEGSVB	
0	(0)	CHARACTER	8	SVBLDNAM	EBCDIC LOAD NAME OF MODULE.
8	(8)	ADDRESS	4	SVBEP	ADDRESS AT WHICH MODULE IS FETCHED.
12	(C)	ADDRESS	4	SVBTTR	TTR OF PDS MEMBER FOR MODULE.
12	(C)	CHARACTER	3	SVBBTTR	BEGINNING TTR.
15	(F)	UNSIGNED	1	SVBCONCT	CONCATENATION NUMBER.
16	(10)	BITSTRING	1	SVBATTR1	BYTE 1 OF MODULE ATTRIBUTES.
		1... ....		SVBRENT	REENTERABLE.
		.1.. ....		SVBREUS	REUSABLE.
		..1. ....		SVBOVLY	OVERLAY.
		...1 ....		SVBTEST	MODULE IS TO BE TESTED.
		.... 1...		SVBOL	ONLY LOADABLE.
		.... .1..		SVBSCTR	SCATTER FORMAT.
		.... ..1.		SVBEXEC	EXECUTABLE.
		.... ...1		SVB1BLK	MODULE HAS NO RLD AND ONLY ONE TEXT BLOCK.
17	(11)	BITSTRING	1	SVBATTR2	BYTE 2 OF MODULE ATTRIBUTES.
		1... ....		SVBLKEDF	MODULE CAN BE PROCESSED BY LINKAGE EDITOR F ONLY.
		.1.. ....		SVBTEXT0	FIRST TEXT BLOCK ORIGIN IS ZERO.
		..1. ....		SVBEP0	ENTRY POINT IS ZERO.
		...1 ....		SVBNORLD	MODULE CONTAINS NO RLD ITEMS.
		.... 1...		SVBNOLE	MODULE CAN NOT BE REPROCESSED BY LINKAGE EDITOR.
		.... .1..		SVBSYM	MODULE CONTAINS SYMBOL CARDS.
		.... ..1.		SVBLEVF	MODULE CREATED BY LINKAGE EDITOR F.
		.... ...1		SVBREFR	REFRESHABLE.
18	(12)	BITSTRING	1	SVBFLGS1	BYTE 1 OF FLAGS.
		1... ....		SVBDDNME	DDNAME IS PRESENT.
		.1.. ....		SVBLNCLB	DATA SET IS LINKLIB.

## IKJEGSVB

Offsets		Type ..1. ....	Len	Name (Dim) SVBBINDR	Description
Dec	Hex				
19	(13)	UNSIGNED	1	SVBCNCAT	DFP Binder service must be used to access the PDSE info
20	(14)	CHARACTER	8	SVBDDNAM	CONCATENATION NUMBER. DDNAME OF DATA SET FROM WHICH MODULE IS FETCHED.
28	(1C)	ADDRESS	4	SVBTCBPT	TCB ADDRESS FOR MODULE BEING FETCHED.
32	(20)	ADDRESS	4	SVBLNKPT	ADDRESS OF NEXT SVC INFORMATION BLOCK, OR ZERO IF NO OTHER BLOCKS EXIST.
36	(24)	CHARACTER	8	SVBPDSE	PDSE CREATEW/DELETEW Token

Offsets		Type	Len	Name (Dim)	Description
Dec	Hex				
0	(0)	STRUCTURE	*	SVB	NAME FOR ENTIRE SVB.
0	(0)	CHARACTER	8	SVBPREF	SVB PREFIX.
0	(0)	CHARACTER	8	SVBID	SVB IDENTIFIER 'IKJEGSVB'.
8	(8)	CHARACTER	44	*	MAIN PART SVB.

## Cross Reference

Name	Hex Offset	Hex Value
IKJEGSVB	0	
SVB	0	
SVBATTR1	10	
SVBATTR2	11	
SVBBINDR	12	20
SVBBTTR	C	
SVBCNCAT	13	
SVBCONCT	F	
SVBDDNAM	14	
SVBDDNME	12	80
SVBEP	8	
SVBEP0	11	20
SVBEXEC	10	02
SVBFLGS1	12	
SVBID	0	
SVBLDNAM	0	
SVBLEVF	11	02
SVBLKEDF	11	80
SVBLNKLB	12	40
SVBLNKPT	20	
SVBNOLE	11	08
SVBNORLD	11	10
SVBOL	10	08
SVBOVLY	10	20
SVBPDSE	24	
SVBPREF	0	
SVBREFR	11	01
SVBRENT	10	80
SVBREUS	10	40
SVBSCTR	10	04
SVBSYM	11	04
SVBTCBPT	1C	
SVBTEST	10	10
SVBTEXT0	11	40
SVBTTR	C	
SVB1BLK	10	01

## IKJEGSVQ

**Common Name:** SVC Information Block Queue Element  
**Macro ID:** IKJEGSVQ  
**DSECT Name:** IKJEGSVQ, SVQ  
**Owning Component:** TSO/E TEST (28503)  
**Eye-Catcher ID:** IKJEGSVQ  
**Offset:** Offset 0 and length 8  
**Subpool and Key:** Subpool 255 and Key 0  
**Size:** IKJEGSVQ - 12 bytes  
           SVQ - 20 bytes  
**Created by:** IGC0006A (SVC 61 routine)  
**Pointed to by:** TABSINPT field of TABLK and TSTTRN field of TCOMTAB  
**Serialization:** Local lock  
**Function:** IKJEGSVQ maps the SVC information block queue element constructed by the SVC 61 routine and referenced by the TSO/E TEST command processor.

### Data Area Map

Offsets					
Dec	Hex	Type	Len	Name (Dim)	Description
0	(0)	STRUCTURE	12	IKJEGSVQ	
0	(0)	ADDRESS	4	SVQLNKPT	ADDRESS OF NEXT SVC INFORMATION BLOCK QUEUE ELEMENT, OR ZERO IF NO OTHER QUEUE ELEMENTS EXIST.
4	(4)	ADDRESS	4	SVQTCBPT	ADDRESS OF TCB FOR WHICH THIS QUEUE ELEMENT EXISTS.
8	(8)	ADDRESS	4	SVQBLKPT	ADDRESS OF THE QUEUE OF SVC INFORMATION BLOCKS FOR THIS TCB.

Offsets					
Dec	Hex	Type	Len	Name (Dim)	Description
0	(0)	STRUCTURE	*	SVQ	NAME FOR ENTIRE SVQ
0	(0)	CHARACTER	8	SVQPREF	SVQ PREFIX
0	(0)	CHARACTER	8	SVQID	SVQ IDENTIFIER 'IKJEGSVQ'
8	(8)	CHARACTER	12	*	MAIN PART OF SVQ

## IKJEXTAB

**Common Name:** TSO/E Exits and Tables Vector  
**Macro ID:** IKJEXTAB  
**DSECT Name:** EXTAB\_VECT  
**Owning Component:** TSO/E Scheduler (28502)  
**Eye-Catcher ID:** EXTV  
 Offset: 0  
 Length: 4  
**Storage Attributes:** Main Storage: One per system  
 Virtual Storage: Common  
 Auxiliary Storage: No  
 Subpool: 241  
 Key: 0  
 Data Space: No  
 Residency: Above 16M line  
**Size:** Variable  
**Created by:** IKJEFXSR  
**Pointed to by:** TSVTETVP  
**Serialization:** None  
**Function:** IKJEXTAB maps the system or local user's copy of the names of the exits and tables and the flags indicating their location in storage.

### IKJEXTAB Map

Offsets					
Dec	Hex	Type	Len	Name (Dim)	Description
0	(0)	STRUCTURE	*	EXTAB_VECT	
0	(0)	CHARACTER	16	EXTV_HEADER	Header information
0	(0)	CHARACTER	4	EXTV_ID	Identifier
4	(4)	UNSIGNED	1	EXTV_VERS	Version number
5	(5)	UNSIGNED	3	*	Reserved
8	(8)	UNSIGNED	4	EXTV_LEN	Length of the vector
12	(C)	UNSIGNED	4	EXTV_ENTRY#	Number of entries
16	(10)	CHARACTER	16	EXTV_ENT (*)	Entry definition
16	(10)	CHARACTER	8	EXTV_ENT_NAME	Name of exit/table
24	(18)	CHARACTER	4	EXTV_ENT_FLAGS	Flags for the entry
24	(18)	CHARACTER	1	EXTV_FLAG1	Flags to indicate load module location
		1... ....		EXTV_FLAG1_LPA	Found in LPA/ELPA
		.1.. ....		EXTV_FLAG1_LNKLST	Found in Link list
		..1. ....		EXTV_FLAG1_STEPLIB	Found in Steplib
		...1 1111		*	Reserved
25	(19)	CHARACTER	3	*	Reserved
28	(1C)	ADDRESS	4	EXTV_LOAD_ADDR	Load module address from LPA



**Constants**

Len	Type	Value	Name	Description
Comment				
The following fields are constants that can be used to set RTR0ID and RTR0VERS.				
End of Comment				
4	CHARACTER	EXTV	EXTVEID	EXTV ACRONYM CONSTANT
1	DECIMAL		EXTVEVER	EXTV VERSION NUMBER

**Cross Reference**

Name	Hex Offset	Hex Value
EXTAB_VECT	0	
EXTV_ENT	10	
EXTV_ENT_FLAGS	18	
EXTV_ENT_NAME	10	
EXTV_ENTRY#	C	
EXTV_FLAG1	18	
EXTV_FLAG1_LNKLST	18	40
EXTV_FLAG1_LPA	18	80
EXTV_FLAG1_STEPLIB	18	20
EXTV_HEADER	0	
EXTV_ID	0	
EXTV_LEN	8	
EXTV_LOAD_ADDR	1C	
EXTV_VERS	4	

**IKJPPE**

## PROGRAMMING INTERFACE INFORMATION

**IKJPPE**

End of PROGRAMMING INTERFACE INFORMATION

**IKJPPE**

**Common Name:** Parse Parameter Element  
**Macro ID:** IKJPPE  
**DSECT Name:** PPE  
**Owning Component:** TSO/E Scheduler (28502)  
**Eye-Catcher ID:** PPE  
**Offset:** Offset 0 and length 4  
**Subpool and Key:** Determined by caller  
**Size:** 20 bytes  
**Created by:** IKJEFP00  
**Pointed to by:** Verify exit parameter list passed to the verify exit  
**Serialization:** None  
**Function:** The Parse Parameter Element is built by parse and then passed to the verify exit specified by the command processor using the IKJUNFLD macro. The PPE describes the operand or subfield operand currently being processed.

**Data Area Map**

Offsets					
Dec	Hex	Type	Len	Name (Dim)	Description
0	(0)	STRUCTURE	20	PPE	
0	(0)	CHARACTER	4	PPEID	IDENTIFIER 'PPE '
4	(4)	SIGNED	2	PPEVERS	VERSION NUMBER
6	(6)	SIGNED	2	PPELEN	LENGTH OF THE PPE
8	(8)	ADDRESS	4	PPEOPER	PTR TO THE OPERAND
12	(C)	ADDRESS	4	PPEVEXIT	VERIFY EXIT ADDRESS
16	(10)	SIGNED	2	PPEOPLN	LENGTH OF THE OPERAND
18	(12)	CHARACTER	1	PPEFLAGS	FLAG BYTE
		1... ....		PPELST	CURRENT OPERAND IS IN A LIST
		.1.. ....		PPENDLST	LAST OPERAND WAS LAST IN LIST
		..1. ....		PPENDOP	LAST OPERAND WAS THE LAST ONE
		...1 ....		PPENWLST	BEGIN A NEW SUBLISTT
		.... 1111		PPERSVD1	RESERVED
19	(13)	CHARACTER	1	PPERSVD2	RESERVED

**Constants**

Len	Type	Value	Name	Description
4	CHARACTER	PPE	PPECID	IDENTIFIER
2	DECIMAL	1	PPECVER	CURRENT VERSION NUM

**Cross Reference**

Name	Hex Offset	Hex Value	Level
PPE	0		1
PPEFLAGS	12		2
PPEID	0		2
PPELEN	6		2
PPELST	12	80	3
PPENDLST	12	40	3
PPENDOP	12	20	3
PPENWLST	12	10	3
PPEOPER	8		2
PPEOPLEN	10		2
PPERSVD1	12	08	3
PPERSVD2	13		2
PPEVERS	4		2
PPEVEXIT	C		2

**IKJTABLK**

**Common Name:** Test Address Block  
**Macro ID:** IKJTABLK  
**DSECT Name:** IKJTABLK, TAB  
**Owning Component:** TSO/E TEST (28503)  
**Eye-Catcher ID:** IKJTABLK  
**Offset:** Offset 0 and length 8  
**Subpool and Key:** Subpool 255 and Key 0  
**Size:** IKJTABLK - 36 bytes  
 TAB - 44 bytes  
**Created by:** IGC0009G (SVC 97)  
**Pointed to by:** LWATEST  
**Serialization:** None  
**Function:** This DSECT maps the test address block which is used to protect certain addresses and flags from key-8 programs.

**Data Area Map**

Offsets						
Dec	Hex	Type	Len	Name (Dim)	Description	
0	(0)	STRUCTURE	36	IKJTABLK	TEST ADDRESS BLOCK	
0	(0)	ADDRESS	4	TABSINPT	POINTER TO SVC INFORMATION ON BLOCK	
4	(4)	ADDRESS	4	TABECBT	POINTER TO TEST ECB	
8	(8)	ADDRESS	4	TABTSTCB	POINTER TO TEST TCB	
12	(C)	ADDRESS	4	TABTCOM	POINTER TO TCOMTAB	
16	(10)	BITSTRING	1	TABFLAG1	1ST FLAG BYTE	
		1... ....		TABSVCAB	ABEND INDICATOR FOR MAINLINE	
		.1... ....		TABMSG5	MESSAGE INDICATOR FOR MAINLINE	
		..11 1111		*	RESERVED	
17	(11)	BITSTRING	1	TABFLAG2	2ND FLAG BYTE (RESERVED)	
18	(12)	BITSTRING	1	TABFLAG3	3RD FLAG BYTE (RESERVED)	
19	(13)	BITSTRING	1	TABFLAG4	4TH FLAG BYTE (RESERVED)	
20	(14)	ADDRESS	4	TABSVC61	FOR USE BY SVC61 ONLY	
24	(18)	ADDRESS	4	TABSVC97	FOR USE BY SVC 97 ONLY	
28	(1C)	ADDRESS	4	TABRSVD1	RESERVED WORD	
32	(20)	ADDRESS	4	TABRSVD2	RESERVED WORD	

Offsets						
Dec	Hex	Type	Len	Name (Dim)	Description	
0	(0)	STRUCTURE	*	TAB	NAME FOR ENTIRE TEST ADDRESS BLOCK	
0	(0)	CHARACTER	8	TABPREF	TABLK PREFIX	
0	(0)	CHARACTER	8	TABID	TABLK ID: 'IKJTABLK'	
8	(8)	CHARACTER	36	*	TABLK PROPER	

**Cross Reference**

<b>Name</b>	<b>Hex Offset</b>	<b>Hex Value</b>	<b>Level</b>
IKJTABLK	0		1
TAB	0		1
TABECBT	4		2
TABFLAG1	10		2
TABFLAG2	11		2
TABFLAG3	12		2
TABFLAG4	13		2
TABID	0		3
TABMSGs	10	40	3
TABPREF	0		2
TABRSVD1	1C		2
TABRSVD2	20		2
TABSINPT	0		2
TABSVCAB	10	80	3
TABSVC61	14		2
TABSVC97	18		2
TABTCOM	C		2
TABTSTCB	8		2

## IKJTBLMP

**Common Name:** Logon Address Table  
**Macro ID:** IKJTBLMP  
**DSECT Name:** LOGONADD  
**Owning Component:** TSO/E Scheduler (28502)  
**Eye-Catcher ID:** IKJEFTBL  
**Offset:** Offset 0 and length 8  
**Subpool and Key:** Subpool 252 and Key 0  
**Size:** 56 bytes  
**Created by:** N/A  
**Pointed to by:** TSVTLTBL  
**Serialization:** None  
**Function:** This macro maps the logon address table, IKJEFTBL.

### Data Area Map

Offsets					
Dec	Hex	Type	Len	Name (Dim)	Description
0	(0)	STRUCTURE	*	LOGONADD	
0	(0)	CHARACTER	16	*	
0	(0)	CHARACTER	8	LGLG	ACRONYM IN EBCDIC "IKJEFTBL"
8	(8)	CHARACTER	8	LGREL	LG RELEASE
16	(10)	ADDRESS	4	LGEFLIO	LOGON UADS I/O ROUTINE ADDR-IKJEFLIO
20	(14)	ADDRESS	4	LGEFLD	LOGON INSTALLATION EXIT ADDR-IKJEFLD
24	(18)	ADDRESS	4	LGLOGFF	EXTENDED LOGOFF ROUTINE ADDR-IKTLOGFF
28	(1C)	ADDRESS	4	LGLOGR	LOGON RECONNECT ROUTINE ADDR-IKTLOGR
32	(20)	ADDRESS	4	LGXINIT	VTIOC INITIALIZATION ADDR -IKTXINIT
36	(24)	ADDRESS	4	LGXLOG	EXTENDED LOGON ROUTINE -IKTXLOG
40	(28)	ADDRESS	4	LGEFLP1	LOGON LIMITS CSECT ADDR -IKJEFLP1
44	(2C)	ADDRESS	4	LGRSV2	RESERVED
48	(30)	ADDRESS	4	LGRSV3	RESERVED

### Cross Reference

Name	Hex Offset	Hex Value	Level
LGEFLD	14		2
LGEFLIO	10		2
LGEFLP1	28		2
LGLG	0		3
LGLOGFF	18		2
LGLOGR	1C		2
LGREL	8		3
LGRSV2	2C		2
LGRSV3	30		2
LGXINIT	20		2
LGXLOG	24		2
LOGONADD	0		1

# IKJTLS

**Common Name:** IKJTLS  
**Macro ID:** IKJTLS  
**DSECT Name:** TLS  
**Owning Component:** 28502  
**Eye-Catcher ID:** IKJTLS  
**Offset:** Offset and length  
**Subpool and Key:** Subpool and Key  
**Size:** bytes  
**Created by:**  
**Pointed to by:**  
**Serialization:**  
**Function:**

## Data Area Map

Offsets						
Dec	Hex	Type/Value	Len	Name (Dim)	Description	
0	(0)	DBL WORD	8	TLS (0)	BEGIN TLS ON DOUBLE WORD BDY	
0	(0)	CHARACTER	8	TLSTAB	TABLE TO SEARCH	
8	(8)	CHARACTER	8	TLSCMD	COMMAND OR PROGRAM TO SEARCH FOR	
16	(10)	SIGNED	4	TLTABND	ABEND CODE IF SERVICE FAILS	
20	(14)	SIGNED	4	TLSPREAS	ABEND REASON CODE IF SERVICE FAILS	
24	(18)	DBL WORD	8	TLSSEND (0)	ASSURE TLS ENDS ON DOUBLE WORD BOUNDARY	
24	(18)	DBL WORD	8	TLSPARM (0)	BEGIN PARAMETERS ON DOUBLE WORD BOUNDARY	
24	(18)	ADDRESS	4	TLSPTAB	ADDRESS OF TABLE TO SEARCH	
28	(1C)	ADDRESS	4	TLSPCMD	ADDRESS OF COMMAND OR PROGRAM TO SEARCH FOR	
32	(20)	ADDRESS	4	TLSPABND	ADDRESS OF ABEND CODE	
36	(24)	ADDRESS	4	TLSPREAS	ADDRESS OF ABEND REASON CODE	
40	(28)	DBL WORD	8	TLSPEND (0)	ASSURE TLSPARM ENDS ON DOUBLE WORD BOUNDARY	

Comment

The following declarations define the return codes from the Table Look Up Service  
 0 - Command or program was found in the specified table  
 4 - Command or program was not found in the specified table  
 8 - Specified table was not found  
 20 - Error encountered while processing

End of Comment

X'0'	TLSOK	"0" COMMAND OR PROGRAM FOUND
X'4'	TLSCNOTF	"4" COMMAND OR PROGRAM NOT FOUND
X'8'	TLSTNOTF	"8" TABLE NOT FOUND
X'14'	TLSEERR	"20" ERROR ENCOUNTERED WHILE PROCESSING

# IKJTLS

Offsets		Type/Value	Len	Name (Dim)	Description
Dec	Hex				
Comment					
<p>The following declarations define the four valid table names</p> <p>AUTHCMD - AUTHCMD - Authorized Command Table (IKJEFTE2)</p> <p>AUTHPGM - AUTHPGM - Authorized Program Table (IKJEFTE8)</p> <p>AUTHTSF - AUTHTSF - Authorized programs supported through the TSO Service Facility (IKJEFTAP)</p> <p>NOTBKGND - NOTBKGND- Commands not supported in the background (IKJEFTNS)</p>					
End of Comment					
40	(28)	CHARACTER	8	AUTHCMD	
48	(30)	CHARACTER	8	AUTHPGM	
56	(38)	CHARACTER	8	AUTHTSF	
64	(40)	CHARACTER	8	NOTBKGND	

## Cross Reference

Name	Hex Offset	Hex Value
AUTHCMD	28	C1E4E3C8
AUTHPGM	30	C1E4E3C8
AUTHTSF	38	C1E4E3C8
NOTBKGND	40	D5D6E3C2
TLS	0	
TLSABND	10	
TLSCMD	8	
TLSCNOTF	28	4
TSEND	18	
TLSEERR	28	14
TLSEOK	28	0
TLSPABND	20	
TLSPARM	18	
TLSPCMD	1C	
TLSPEND	28	
TLSPREAS	24	
TLSPTAB	18	
TLSPREAS	14	
TLSTAB	0	
TLSTNOTF	28	8



## IKJTPVT

**Common Name:** TSO/E Parameters Vector Table  
**Macro ID:** IKJTPVT  
**DSECT Name:** TPVT  
**Owning Component:** TSO/E Scheduler (28502)  
**Eye-Catcher ID:** TPVT  
 Offset: 0  
 Length: 4  
**Storage Attributes:** Main Storage: One per system  
 Virtual Storage: Common  
 Auxiliary Storage: No  
 Subpool: 241  
 Key: 0  
 Data Space: No  
 Residency: Above 16M line  
**Size:** 220 bytes  
**Created by:** IKJPRM03  
**Pointed to by:** TSVTTPVT  
**Serialization:** Parmlib ENQ  
**Function:** IKJTPVT maps the TSO/E Parameters Vector Table.  
 The table has pointers to control blocks which contain the data determined by the customization of the TSO/E environment for this IPL.

### Data Area Map

Offsets					
Dec	Hex	Type	Len	Name (Dim)	Description
0	(0)	STRUCTURE	220	TPVT	TSO/E Parameters Vector Table
0	(0)	CHARACTER	20	TPVT_GEN_INFO	general information
0	(0)	CHARACTER	4	TPVT_ID	"TPVT" identifier
4	(4)	UNSIGNED	2	TPVT_LEN	Length of TPVT
6	(6)	UNSIGNED	1	TPVT_VERS	Version number
7	(7)	UNSIGNED	1	*	Reserved
8	(8)	CHARACTER	8	TPVT_MEM	PARMLIB member name
8	(8)	CHARACTER	6	TPVT_PREF	PARMLIB member name prefix
14	(E)	CHARACTER	2	TPVT_SUFX	PARMLIB member name suffix
16	(10)	UNSIGNED	4	TPVT_GEN	PARMLIB generation number
20	(14)	CHARACTER	56	TPVT_ADDRESSES	Pointers ..
20	(14)	ADDRESS	4	TPVTCTLT	Command tables locators
24	(18)	UNSIGNED	4	TPVTCTLT_LEN	Command tables locators len
28	(1C)	ADDRESS	4	*	Reserved
32	(20)	ADDRESS	4	TPVT_SEND	SEND Control Block address
36	(24)	ADDRESS	4	TPVT_ALPL	ALLOCATE Control Block address
40	(28)	ADDRESS	4	TPVT_TEST	TEST Control Block address
44	(2C)	ADDRESS	4	TPVT_XPRMD	TRANSREC Control Block address
48	(30)	ADDRESS	4	TPVT_CONSOLE	CONSOLE control block address
52	(34)	ADDRESS	4	TPVT_FCVEC	Platform Command control block address
56	(38)	UNSIGNED	4	*	Reserved
60	(3C)	ADDRESS	4	TPVT_HELP	HELP control block address
64	(40)	ADDRESS	4	TPVT_PPVEC	Platform Program control block address
68	(44)	UNSIGNED	4	*	Reserved
72	(48)	UNSIGNED	4	*	Reserved
76	(4C)	CHARACTER	4	TPVT_LOCAL_INFO	Data that should not be sent on PARMLIB UPDATE ROUTE

# IKJTPVT

Offsets					
Dec	Hex	Type	Len	Name (Dim)	Description
76	(4C)	BIT(8)	1	TPVT_LOCAL_FLAGS0	Flag byte for PARMLIB UPDATE and LIST processing that must match TSVTFLG1 because a few parmlib modules map the full byte in their local storage or route it via JESXCF
		1111 ....		*	Reserved in order to preserve bit order and location
		.... 1...		TPVT_PHRS	PASSPHRASE flag for internal PARMLIB processing
		.... .1..		TPVT_APPL	VERIFYAPPL flag for internal PARMLIB processing
		.... ..1.		TPVT_LGNH	LOGONHERE flag for internal PARMLIB processing
		.... ...1		*	Reserved for LOGON
77	(4D)	CHARACTER	3	*	Reserved
80	(50)	CHARACTER	140	TPVT_GEN_INFO2	general info part 2
80	(50)	CHARACTER	86	TPVT_COMP_FLD	used to compare a couple of fields
80	(50)	CHARACTER	44	TPVT_DSNAME	Dataset name containing the IKJTSOxx member
124	(7C)	CHARACTER	6	TPVT_VOLUME	Volume serial number
130	(82)	CHARACTER	2	*	Reserved
132	(84)	CHARACTER	8	TPVT_SYSNAM	Name of system that provided the PARMLIB data
140	(8C)	CHARACTER	8	TPVT_USERID	User ID of the person updating the PARMLIB control blocks
148	(94)	CHARACTER	8	TPVT_TIME	.. time hh:mm:ss
156	(9C)	CHARACTER	10	TPVT_DATE	.. date yyyy/mm/dd
166	(A6)	CHARACTER	18	TPVT_TOKEN	Token / timestamp / features
166	(A6)	CHARACTER	8	TPVT_CPUID	.. CPUID
174	(AE)	CHARACTER	8	TPVT_TTOD	.. time of day
182	(B6)	CHARACTER	2	TPVT_FEATURES	.. Feature flags
		1... ....		TPVT_DYNBROAD_AVAIL	ON if the Dynamic Broadcast PARMLIB feature is available
		.111 1111		*	Reserved
183	(B7)	UNSIGNED	1	TPVT_FEATURE_VERS	Feature number used to distinguish incompatible parmlib versions
184	(B8)	BIT(16)	2	TPVT_PARM_DFLT	PARMLIB defaults
		1... ....		TPVT_ALLOC_DFLT	ALLOC parm default
		.1.. ....		TPVT_CONSOLE_DFLT	CONSOLE parm dflt
		..1. ....		TPVT_HELP_DFLT	HELP parm default
		...1 ....		TPVT_SEND_DFLT	SEND parm default
		.... 1...		TPVT_TEST_DFLT	TEST parm default
		.... .1..		TPVT_TRANSREC_DFLT	TRANSREC parm dflt
		.... ..1.		TPVT_PLATCMD_DFLT	PLATCMD parm dflt
		.... ...1		TPVT_PLATPGM_DFLT	PLATPGM parm dflt
185	(B9)	1... ....		TPVT_AUTHCMD_DFLT	AUTHCMD parm dflt
		.1.. ....		TPVT_AUTHPGM_DFLT	AUTHPGM parm dflt
		..1. ....		TPVT_AUTHTSF_DFLT	AUTHTSF parm dflt
		...1 ....		TPVT_NOTBKGND_DFLT	NOTBKGND parm dflt
		.... 1...		TPVT_LOGON_DFLT	NOTBKGND parm dflt
		.... .111		*	reserved
186	(BA)	BIT(8)	1	TPVT_FLAGS0	Flag Byte

Offsets		Type	Len	Name (Dim)	Description
Dec	Hex				
		1... ..		TPVT_PARMLIB_BADCMD	Cmd in IKJTSOxx not valid
		.111 1111		*	Reserved
187	(BB)	CHARACTER	33	*	Reserved
220	(DC)	CHARACTER	0	*	End of control block

**Constants**

Len	Type	Value	Name	Description
Comment				

The following constants define the storage descriptor and the version identifier for the TPVT.

End of Comment				
4	CHARACTER	TPVT	TPVT_EID	Identifier
1	DECIMAL		TPVT_CVERS	Version number
1	DECIMAL		TPVT_FEATURE_CVERS	Current parmlib feature version number that is incompatible with other levels: 0- z/OS V1R9 or lower 1- z/OS V1R10 only 2- z/OS V1R11 or higher
6	CHARACTER	IKJTSO	TPVT_PREFID	PREFIX IDENTIFIER
Comment				

The following constants define the major and minor names for the various ENQs done by the PARMLIB routines.

End of Comment				
8	CHARACTER	SYSIKJPL	PARMLIB_MAJOR_NAME	Major name for Dynamic Parmlib ENQ
7	CHARACTER	IKJTPVT	PARMLIB_MINOR_NAME	Minor name for Dynamic Parmlib ENQ
8	CHARACTER	SYSZIKJP	AUTH_PARMLIB_MAJOR_NAME	Major name for Authorized Dynamic Parmlib ENQ
7	CHARACTER	IKJTPVT	AUTH_PARMLIB_MINOR_NAME	Minor name for Authorized Dynamic Parmlib ENQ
8	CHARACTER	IKJTABLE	AUTH_PARMLIB_TABLE_MINOR_NAME	Minor name for Authorized Dynamic Parmlib table ENQ

**Cross Reference**

Name	Hex Offset	Hex Value	Name	Hex Offset	Hex Value
TPVT	0		TPVT_CONSOLE_DFLT		
TPVT_ADDRESSES				B8	40
	14		TPVT_CPUID	A6	
TPVT_ALLOC_DFLT			TPVT_DATE	9C	
	B8	80	TPVT_DSNAME	50	
TPVT_ALPL	24		TPVT_DYNBROAD_AVAIL		
TPVT_APPL	4C	04		B6	80
TPVT_AUTHCMD_DFLT			TPVT_FCVEC	34	
	B9	80	TPVT_FEATURE_VERS		
TPVT_AUTHPGM_DFLT				B7	
	B9	40	TPVT_FEATURES		
TPVT_AUTHTSF_DFLT				B6	
	B9	20	TPVT_FLAGS0	BA	
TPVT_COMP_FLD			TPVT_GEN	10	
	50		TPVT_GEN_INFO		
TPVT_CONSOLE	30			0	

## IKJTPVT

Name	Hex Offset	Hex Value
TPVT_GEN_INFO2	50	
TPVT_HELP	3C	
TPVT_HELP_DFLT	B8	20
TPVT_ID	0	
TPVT_LEN	4	
TPVT_LGNH	4C	02
TPVT_LOCAL_FLAGS0	4C	
TPVT_LOCAL_INFO	4C	
TPVT_LOGON_DFLT	B9	08
TPVT_MEM	8	
TPVT_NOTBKGND_DFLT	B9	10
TPVT_PARM_DFLT	B8	
TPVT_PARMLIB_BADCMD	BA	80
TPVT_PHRS	4C	08
TPVT_PLATCMD_DFLT	B8	02
TPVT_PLATPGM_DFLT	B8	01
TPVT_PPVEC	40	
TPVT_PREF	8	
TPVT_SEND	20	
TPVT_SEND_DFLT	B8	10
TPVT_SUFEX	E	
TPVT_SYSNAM	84	
TPVT_TEST	28	
TPVT_TEST_DFLT	B8	08
TPVT_TIME	94	
TPVT_TOKEN	A6	
TPVT_TRANSREC_DFLT	B8	04
TPVT_TTOD	AE	
TPVT_USERID	8C	
TPVT_VERS	6	
TPVT_VOLUME	7C	
TPVT_XPRMD	2C	
TPVTCTLT	14	
TPVTCTLT_LEN	18	

**IKJVEPL**

## PROGRAMMING INTERFACE INFORMATION

**IKJVEPL**

End of PROGRAMMING INTERFACE INFORMATION

**IKJVEPL**

**Common Name:** Verify Exit Parameter List  
**Macro ID:** IKJVEPL  
**DSECT Name:** VEPL  
**Owning Component:** TSO/E Scheduler (28502)  
**Eye-Catcher ID:** VEPL  
**Offset:** Offset 0 and length 4  
**Subpool and Key:** Determined by caller  
**Size:** 32 bytes  
**Created by:** Parse - IKJEFP00  
**Pointed to by:** Register 1 on entry to exit  
**Serialization:** None  
**Function:** The verify exit parameter list is built by parse and then passed to the verify exit specified by the command processor using the IKJUNFLD macro. The VEPL contains information regarding current verify processing.

**Data Area Map**

Offsets					
Dec	Hex	Type	Len	Name (Dim)	Description
0	(0)	STRUCTURE	32	VEPL	
0	(0)	CHARACTER	4	VEPLID	IDENTIFIER
4	(4)	SIGNED	2	VEPLVERS	VERSION NUMBER
6	(6)	SIGNED	2	VEPLLEN	LENGTH OF THE VEPL
8	(8)	ADDRESS	4	VEPLPPE	PTR TO PPE
12	(C)	ADDRESS	4	VEPLWRKA	PTR TO USER SUPPLIED WORKAREA
16	(10)	ADDRESS	4	VEPLMSG1	PTR TO 1ST LEVEL MSG INSERT
20	(14)	SIGNED	2	VEPLM1LN	LENGTH OF 1ST LEVEL INSERT
22	(16)	CHARACTER	2	VEPLRSV1	RESERVED
24	(18)	ADDRESS	4	VEPLMSG2	PTR TO SECOND LEVEL MSG
28	(1C)	SIGNED	2	VEPLM2LN	LENGTH OF SECOND LEVEL MSG
30	(1E)	CHARACTER	2	VEPLRSV2	RESERVED

**Constants**

Len	Type	Value	Name	Description
4	CHARACTER	VEPL	VEPLCID	IDENTIFIER
2	DECIMAL	1	VEPLCVER	CURRENT VERSION NUM

## IKJVEPL

### Cross Reference

Name	Hex Offset	Hex Value	Level
VEPL	0		1
VEPLID	0		2
VEPLLEN	6		2
VEPLMSG1	10		2
VEPLMSG2	18		2
VEPLM1LN	14		2
VEPLM2LN	1C		2
VEPLPPE	8		2
VEPLRSV1	16		2
VEPLRSV2	1E		2
VEPLVERS	4		2
VEPLWRKA	C		2

## IKJWHEN

**Common Name:** WHEN Common Data Area  
**Macro ID:** IKJWHEN  
**DSECT Name:** IKJWHEN  
**Owning Component:** TSO/E Scheduler (28502)  
**Eye-Catcher ID:** None  
**Offset:** N/A  
**Subpool and Key:** Subpool 1 and Key 8  
**Size:** 88 bytes  
**Created by:** IKJEFE11  
**Pointed to by:** WAPTR  
**Serialization:** None  
**Function:** The WHEN common data area, used only by the WHEN command, contains a register save area and other information used by the WHEN command processor and message module.

### Data Area Map

Offsets					
Dec	Hex	Type	Len	Name (Dim)	Description
0	(0)	STRUCTURE	88	IKJWHEN	
0	(0)	CHARACTER	28	WHPL	GENERAL PARM LIST
28	(1C)	CHARACTER	20	WHPBLOCK	GENERAL PARM BLOCK
48	(30)	ADDRESS	4	WHPARANS	PTR TO PARSE DESCRIP LIST
52	(34)	CHARACTER	4	WHATTECB	SERV RTN ATTN RTN ECB
56	(38)	ADDRESS	2	WHMSG	MESSAGE OFFSETS
56	(38)	ADDRESS	1	WHMSG1	OFFSET FOR MESSAGE MODULE
57	(39)	ADDRESS	1	WHMSG2	SECONDARY MESSAGE INDEX
58	(3A)	BITSTRING	1	WHSWI	STATUS BYTE
		1... ....		WHEND	END COMMAND IN CONTROL
		.1.. ....		WHRET	SET TMP RET CODE TO ERROR
		..1. ....		WHBYPASS	ON IF NO ERROR MSG SHOULD BE ISSUED AT
59	(3B)	CHARACTER	1	WHCHAR	WHEN EXIT TO TMP YM4908
60	(3C)	ADDRESS	4	WHENWAS	FIRST CHARACTER OF NEXT COMMAND IN CASE
64	(40)	ADDRESS	4	WHRCODE	DELIMETER WAS OMMITTED
68	(44)	ADDRESS	4	WHCOMM	NOT USED
72	(48)	CHARACTER	8	WHCMD	SERV RTN RETURN CODE
80	(50)	ADDRESS	4	WHGETM	POINTER TO COMMAND TO BE ADDED TO INPUT
80	(50)	ADDRESS	1	WHSUBP	STACK
81	(51)	ADDRESS	1	WHFILL	NAME OF COMMAND FOR MESSAGE MODULE
82	(52)	ADDRESS	2	WHLEN	GETMAIN SIZE AND SUBPOOL
84	(54)	ADDRESS	4	WHWASIZ	SUBPOOL
					FILLER
					LENGTH
					WORK AREA SP AND SIZE

## IKJWHEN

### Cross Reference

Name	Hex Offset	Hex Value	Level
IKJWHEN	0		1
WHATTECB	34		2
WHBYPASS	3A	20	3
WHCHAR	3B		2
WHCMD	48		2
WHCOMM	44		2
WHEND	3A	80	3
WHENWAS	3C		2
WHFILL	51		3
WHGETM	50		2
WHLEN	52		3
WHMSG	38		2
WHMSG1	38		3
WHMSG2	39		3
WHPARANS	30		2
WHPBLOCK	1C		2
WHPL	0		2
WHRCODE	40		2
WHRET	3A	40	3
WHSUBP	50		3
WHSWI	3A		2
WHWASIZ	54		2



**INITTERM**

## PROGRAMMING INTERFACE INFORMATION

**INITTERM**

End of PROGRAMMING INTERFACE INFORMATION

**INITTERM**

**Common Name:** Enhanced Connectivity Facility Initialization/Termination Area  
**Macro ID:** INITTERM  
**DSECT Name:** INITTERM  
**Owning Component:** Enhanced Connectivity Facility  
**Eye-Catcher ID:** None  
**Offset:** N/A  
**Subpool and Key:** Subpool 0 and key 8 (Resides below 16 megabytes)  
**Size:** 32 bytes  
**Created by:** CHSTSRI  
**Pointed to by:** N/A  
**Serialization:** None  
**Function:** The INITTERM macro expands to map the initialization/termination area passed as the first parameter to a server initialization/termination program.  
 The INITTERM macro generates either Assembler or PL/S DECLAREs to map the initialization and termination area.

**Data Area Map**

Offsets		Type	Len	Name (Dim)	Description
Dec	Hex				
0	(0)	SIGNED	4	INTINIT	Initialization or Termination indicator. Will be set to either constant "INITIAL" or "TERM" to indicate initialization or termination respectively.
4	(4)	SIGNED	4	INTWALEN	Length of a workarea. This field together with the INTWAPTR field, describes an area that can be used at termination time for the server exit to free any resources (storage, files, locks, etc.) that were obtained. The server exit, at initialization time, may place a value in this field. That value is not processed by the Enhanced Connectivity Facility manager. When the exit returns to Enhanced Connectivity Facility at initialization time the value in this field is remembered and presented to the exit in the same field at termination time.
8	(8)	SIGNED	4	INTWAPTR	Address of a workarea. This field together with the INTWALEN field, describes an area that can be used at termination time for the server exit to free any resources (storage, files, locks, etc.) that were obtained. The server exit, at initialization time, may place a value in this field. That value is not processed by the Enhanced Connectivity Facility manager. When the exit returns to Enhanced Connectivity Facility at initialization time the value in this field is remembered and presented to the exit in the same field at termination time.

## INITTERM

Offsets		Type	Len	Name (Dim)	Description
Dec	Hex				
12	(C)	CHARACTER	8	INTSNAME	The name of the last server to send a reply. The init/term program can examine this field, along with INTRSN, to determine if the last reply sent was successfully received by the requesting Enhanced Connectivity Facility
20	(14)	SIGNED	4	INTRSN	The status of the last reply. The init/term program can examine this field, along with INTSNAME, to determine if the last reply sent was successfully received by the requesting Enhanced Connectivity Facility.
24	(18)	SIGNED	4		Reserved for future use.
28	(1C)	SIGNED	4	INTENVRN	Address of the TSO CPPL.

### Comments

Define constants used to set the "INTINIT" field:

### End of Comments

....	....	INITIAL	"0" Indicates to the init/term program that it should perform initialization.
....	...1	TERM	"1" Indicates to the init/term program that it should perform termination.

### Comments

Define constants used to set the "INTRSN" field:

### End of Comments

....	....	INTSUCC	"0" The reply was successfully received by the requesting Enhanced Connectivity Facility.
....	.1..	INTDOUBT	"4" The reply may not have been successfully received by the requesting Enhanced Connectivity Facility
....	1...	INTUNSUC	"8" The reply was not successfully received by the requesting Enhanced Connectivity Facility.
....	1.1.	INTBOUND	"10" The reply was not successfully received by the requesting Enhanced Connectivity Facility because the server violated a protocol boundary.

## Cross Reference

Name	Hex Offset	Hex Value	Level
INITIAL	1C	0	2
INTBOUND	1C	A	2
INTDOUBT	1C	4	2
INTENVRN	1C		2
INTINIT	0		2
INTRSN	14		2
INTSNAME	C		2
INTSUCC	1C	0	2
INTUNSUC	1C	8	2
INTWALEN	4		2
INTWAPTR	8		2
TERM	1C	1	2

**INMTEXTU**

## PROGRAMMING INTERFACE INFORMATION

**INMTEXTU**

End of PROGRAMMING INTERFACE INFORMATION

**INMTEXTU**

**Common Name:** TRANSMIT/RECEIVE Network Record Text Units  
**Macro ID:** INMTEXTU  
**DSECT Name:** INMTEXTU  
**Owning Component:** TSO/E TRANSMIT/RECEIVE (28504)  
**Eye-Catcher ID:** None  
**Offset:** N/A  
**Subpool and Key:** Subpool 0, key 8  
**Size:** N/A  
**Created by:** INMRNTFY, INMRO, INMXM, INMXO, INMXZ  
**Pointed to by:** N/A  
**Serialization:** N/A  
**Function:** INMTEXTU maps TRANSMIT/RECEIVE network record text units.

**Data Area Map****Constants**

Len	Type	Value	Name	Description
KEYS FOR NETWORK USER IDENTIFICATION (INMR01 RECORD)				
2	HEX	1001	INMTNODE	TARGET NODE NAME
2	HEX	1002	INMTUID	TARGET USERID
2	HEX	1011	INMFNODE	ORIGIN NODE NAME
2	HEX	1012	INMFUID	ORIGIN USERID
2	HEX	1023	INMFVERS	ORIGIN VERSION NUMBER
2	HEX	1024	INMFTIME	ORIGIN TIME STAMP
2	HEX	1025	INMTTIME	DESTINATION TIME STAMP
2	HEX	102F	INMNUMF	NUMBER OF FILES
KEYS FOR GENERAL USAGE				
2	HEX	1026	INMFACK	ACKNOWLEDGEMENT REQUEST
2	HEX	1027	INMERRCD	RECEIVE ERROR CODE
2	HEX	1028	INMUTILN	UTILITY NAME
2	HEX	1029	INMUSERP	USER PARAMETER STRING
2	HEX	102A	INMRECCT	TRANSMITTED RECORD COUNT
KEYS FOR DATASET DESCRIPTION				
2	HEX	0001	INMDDNAM	DDNAME
2	HEX	0002	INMDSNAM	DSNAME
2	HEX	0003	INMMEMBR	MEMBER NAME
2	HEX	000B	INMSECND	SECONDARY SPACE QUANTITY
2	HEX	000C	INMDIR	DIRECTORY SPACE QUANTITY
2	HEX	0022	INMEXPDT	EXPIRATION DATE
2	HEX	0028	INMTERM	TERMINAL ALLOCATION
2	HEX	0030	INMBLKSZ	BLOCKSIZE
2	HEX	003C	INMDSORG	DATA SET ORGANIZATION
2	HEX	0042	INMLRECL	LOGICAL RECORD LENGTH
2	HEX	0049	INMRECFM	RECORD FORMAT
2	HEX	1020	INMLREF	LAST REFERENCE DATE
2	HEX	1021	INMLCHG	LAST CHANGE DATE

## INMTEXTU

<b>Len</b>	<b>Type</b>	<b>Value</b>	<b>Name</b>	<b>Description</b>
2	HEX	1022	INMCREAT	CREATION DATE
2	HEX	102C	INMSIZE	PRIMARY SPACE QUANTITY
2	HEX	8012	INMTYPE	DATA SET TYPE

# INSTACK

**Common Name:** I/O Services Instorage Stack Element  
**Macro ID:** IKJINSTK  
**DSECT Name:** INSTACK  
**Owning Component:** TSO/E Scheduler (28502)  
**Eye-Catcher ID:** None  
**Offset:** N/A  
**Subpool and Key:** Subpool 230 and key 1  
**Size:** 8 bytes  
**Created by:** IKJEFT30  
**Pointed to by:** IOSTELM  
**Serialization:** None  
**Function:** INSTACK maps an in-storage stack element, which defines a source of input to TSO/E I/O services.

## Data Area Map

Offsets		Type	Len	Name (Dim)	Description
Dec	Hex				
0	(0)	STRUCTURE	8	INSTACK	

Comments

INPUT STACK ELEMENT

End of Comments

0	(0)	BITSTRING	1	INSCODE	TYPE OF ELEMENT
		1... ....		INSDATA	DATASET/TERMINAL SRC
		1... ....		INSTERM	GETLINE PREFERS 'INSTERM'
		.1... ....		INSSTOR	STORAGE SOURCE
		..1. ....		INSINDD	INPUT DD PRES
		...1 ....		INSOTDD	OUTPUT DD PRES
		.... 1...		INSEXEC	EXEC STACK
		.... .1..		INSPROM	PROMPTING ALLOWED
		.... ..1.		INSPROC	PROC ELEMENT
		.... ...1		INSLIST	LIST OPTION
1	(1)	ADDRESS	3	INSADLSD	POINTER TO LSD/IODSD
4	(4)	CHARACTER	4	FLAGWORD	FLAGS AND RESERVED FIELDS
4	(4)	BITSTRING	1	*	RESERVED FOR FUTURE USE.
		1... ....		INSATTN	Attention has been hit
		.1... ....		INSBARR	INDICATES A STACK "BARRIER" ELEMENT.
		..1. ....		INSREXX	INDICATES A REXX EXEC ELEMENT
5	(5)	BITSTRING	2	*	RESERVED @EB1502D2

## INSTACK

### Cross Reference

Name	Hex Offset	Hex Value	Level
FLAGWORD	4		2
INSADLSD	1		2
INSATTN	5	80	3
INSBARR	5	40	3
INSCODE	0		2
INSDATA	0	80	3
INSEXC	0	08	3
INSINDD	0	20	3
INSLIST	0	01	3
INSOTDD	0	10	3
INSPROC	0	02	3
INSPROM	0	04	3
INSREXX	5	20	3
INSSTOR	0	40	3
INSTACK	0		1
INSTERM	0	80	4

# IOD

**Common Name:** CLIST and I/O Services I/O LAR Data Block  
**Macro ID:** IKJCTIOD  
**DSECT Name:** IOD  
**Owning Component:** TSO/E Scheduler (28502)  
**Eye-Catcher ID:** None  
**Offset:** N/A  
**Subpool and Key:** N/A  
**Size:** 220 bytes  
**Created by:** Callers of IKJCTIOR  
**Pointed to by:** N/A  
**Serialization:** None  
**Function:** Describes information for the linkage assist routine (LAR).

## IOD Map

Offsets						
Dec	Hex	Type	Len	Name (Dim)	Description	
0	(0)	STRUCTURE	220	IOD		
0	(0)	UNSIGNED	1	IODRTCDE	ROUTE CODE	
1	(1)	UNSIGNED	3	IODFLAGS	ASSORTED INFO FOR COMMUNICATION BETWEEN LAR AND CALLER	
		1... ..		IODEMPY	ON WHEN 437 IS OPENING AN UNUSED DATASET	
		.1.. ..		IODNOBUF	TURNED ON IN BPAMEXIT IF BUFFERS CAN'T BE GETMAINED FOR READ	
		..1. ....		IODABRTN	ON = Return after an ABEND, or OFF = Percolate after an ABEND. Set ON by caller of IKJCTIOR if caller wants IKJCTIOR to return normally after any trapped ABEND. OFF indicates IKJCTIOR should percolate any ABEND, after first performing its own cleanup, to allow any higher level recovery to process the ABEND. This bit is meaningful only if IODWA_STOR_PTR is set to point at a CTIOR_WA_STOR recovery work area prior to calling IKJCTIOR.	
		...1 ....		IODCLNXT	Set ON by caller of IKJCTIOR if an ABEND CLEANUP exit is being provided. IKJCTIOR will ignore any address in CLEANUP_EXIT_ADDR field of the CTIOR_WA_STOR unless this flag is also set.	
1	(1)	BITSTRING	2	*	Reserved	
4	(4)	ADDRESS	4	IODDCB	DCB ADDRESS	
8	(8)	ADDRESS	4	IODDECB	DECB ADDRESS	
12	(C)	ADDRESS	4	IODLFA	LIST FORM ADDRESS	
16	(10)	ADDRESS	4	IODBUF@	GENERIC BUFFER ADDRESS	
20	(14)	ADDRESS	4	IODBR@	TARGET FOR BRANCH TO DATA MGMT	
24	(18)	ADDRESS	4	IODCOM	@ OF SOME DYNAMIC STORAGE IN CT437 OR STACK	
28	(1C)	SIGNED	4	IODR0109	R0 FOR SVC(109)	
32	(20)	ADDRESS	4	IODWA	@ OF WORKAREA (WHEN NECESSARY), OR FOR GENERAL USE	
36	(24)	CHARACTER	72	IOLARSA	SAVEAREA FOR IKJCTIOR	
36	(24)	SIGNED	4	*		
40	(28)	ADDRESS	4	IOLARHSA		
108	(6C)	CHARACTER	12	SYNSAVE	SYNAEXIT SAVE SPACE	
120	(78)	CHARACTER	60	EXITSA	EXIT CODE SAVE AREA	
180	(B4)	CHARACTER	12	IODSYNPB	PUTLINE PARM BLOCK FOR SYNAD	
192	(C0)	ADDRESS	4	IODT40@	POINTER TO IKJEFT40 ENTRY POINT FOR SYNAD EXIT. SET ONLY IN IKJCT437	

## IOD Cross Reference

Offsets		Type	Len	Name (Dim)	Description
Dec	Hex				
196	(C4)	ADDRESS	4	IODT40S@	POINTER TO THE KEY 1 SAVE AREA FOR IKJEFT40 WHEN CALLED FROM SYNAD EXIT. SET ONLY IN IKJCT437
200	(C8)	ADDRESS	4	IODWA_STOR_PTR	Ptr to IKJCTIOR ESTAE Work Area. This area is used by IKJCTIOR to establish ESTAE recovery during IKJCTIOR processing. If used, the caller must set this field to ..the address of CTIOR_WA_STOR.. before calling IKJCTIOR. If 0, IKJCTIOR will not establish an ESTAE.
204	(CC)	ADDRESS	4	IODRESV1 (4)	RESERVED AREA

## IOD Constants

Len	Type	Value	Name	Description
Comment				
FOLLOWING ARE THE ROUTE CODES, ONE FOR EACH FUNCTION THE I/O LAR WILL PERFORM.				
End of Comment				
1	DECIMAL	0	OPCOPEN	ROUTING CODE FOR OPEN
1	DECIMAL	1	OPCFIND	ROUTING CODE FOR FIND
1	DECIMAL	2	OPCREAD	ROUTING CODE FOR READ
1	DECIMAL	3	OPCCHECK	ROUTING CODE FOR CHECK
1	DECIMAL	4	OPCGET	ROUTING CODE FOR GET
1	DECIMAL	5	OPCCLOSE	ROUTING CODE FOR CLOSE
1	DECIMAL	6	OPCFREEP	ROUTING CODE FOR FREEPOOL
1	DECIMAL	7	OPCPUT	ROUTING CODE FOR PUT
1	DECIMAL	8	OPCPUTX	ROUTING CODE FOR PUTX
1	DECIMAL	9	OPCOBTN	ROUTING CODE FOR OBTAIN
1	DECIMAL	10	OPCRDJFC	ROUTING CODE FOR RDJFCB
1	DECIMAL	11	OPCLOCAT	ROUTING CODE FOR LOCATE
1	DECIMAL	12	OPCOP109	ROUTING CODE FOR OPEN 109
1	DECIMAL	13	OPCCL109	ROUTING CODE FOR CLOSE 109
1	DECIMAL	14	OPCGET37	ROUTING CODE FOR GET CT437
1	DECIMAL	15	OPCPUT37	ROUTING CODE FOR PUT CT437
1	DECIMAL	16	OPCPTX37	ROUTING CODE FOR PUTX T437
1	DECIMAL	17	OPCOPT30	ROUTING CODE FOR STK OPEN
1	DECIMAL	18	OPCOPIN	ROUTING CODE FOR OPEN EXIT
1	DECIMAL	19	OPCSTKRD	ROUTING CODE FOR STK READ
1	DECIMAL	20	OPCOPXT3	ROUTING CODE FOR OPEN EXIT
1	DECIMAL	21	OPBLDL	ROUTING CODE FOR BLDL

## IOD Cross Reference

Name	Hex Offset	Hex Value	Name	Hex Offset	Hex Value
EXITSA	78		IODSYNPB	B4	
IOD	0		IODT40@	C0	
IODABRTN	1	20	IODT40S@	C4	
IODBR@	14		IODWA	20	
IODBUF@	10		IODWA_STOR_PTR		
IODCLNXT	1	10		C8	
IODCOM	18		IOLARHSA	28	
IODDCB	4		IOLARSA	24	
IODDECB	8		SYNSAVE	6C	
IODEEMPTY	1	80			
IODFLAGS	1				
IODLFA	C				
IODNOBUF	1	40			
IODRESV1	CC				
IODRTCDE	0				
IODR0109	1C				



**IOPL**

## PROGRAMMING INTERFACE INFORMATION

**IOPL**

End of PROGRAMMING INTERFACE INFORMATION

**IOPL**

**Common Name:** TSO/E Input/Output Parameter List  
**Macro ID:** IKJIOPL  
**DSECT Name:** IOPL  
**Owning Component:** TSO/E Scheduler (28502)  
**Eye-Catcher ID:** None  
**Offset:** N/A  
**Subpool and Key:** Subpool 0 or 1 and key 1 or 8  
**Size:** 16 bytes  
**Created by:** Caller of I/O service routines  
**Pointed to by:** Register 1 at entry  
**Serialization:** None  
**Function:** Parameter list for TSO/E I/O service routines.

**Data Area Map**

Offsets		Type	Len	Name (Dim)	Description
Dec	Hex				
0	(0)	STRUCTURE	16	IOPL	

**Comments**

THE I/O SERVICE ROUTINE PARAMETER LIST (IOPL) IS A LIST OF FULLWORD ADDRESSES PASSED BY THE INVOKER OF ANY I/O SERVICE ROUTINE TO THE APPROPRIATE SERVICE ROUTINE VIA REGISTER ONE.

**End of Comments**

0	(0)	ADDRESS	4	IOPLUPT	PTR TO UPT
4	(4)	ADDRESS	4	IOPLECT	PTR TO ECT
8	(8)	ADDRESS	4	IOPLECB	PTR TO USER'S ECB
12	(C)	ADDRESS	4	IOPLIOPB	PTR TO THE I/O SERVICE RTN PARM BLOCK

**IRXARGTB**

## PROGRAMMING INTERFACE INFORMATION

**IRXARGTB**

End of PROGRAMMING INTERFACE INFORMATION

**IRXARGTB**

**Common Name:** REXX Argument Table (ARGTABLE) control block mapping  
**Macro ID:** IRXARGTB  
**DSECT Name:** ARGTABLE\_ENTRY  
**Owning Component:** TSO/E REXX (28508)  
**Eye-Catcher ID:** None  
**Offset:** N/A  
**Subpool and Key:** Subpool 78 and Key 8  
**Size:** 8 bytes per ARGTABLE\_ENTRY  
**Created by:** EXEC command and other callers of IRXEXEC  
**Pointed to by:** WORKEXT\_ARGTABLE, Parm 2 to IRXEXEC, Parm 5 to EFPL (parameter list to external functions and subroutines)  
**Serialization:** None  
**Function:** The REXX Argument Table (ARGTABLE) contains information about arguments. It consists of ARGTABLE entries and an ARGTABLE end marker. For each argument string there is an ARGTABLE entry containing the address and length of the argument string. The last ARGTABLE entry is followed by the ARGTABLE end marker. For more information, see *z/OS TSO/E REXX Reference*.

**Data Area Map**

Offsets		Type	Len	Name (Dim)	Description
Dec	Hex				
0	(0)	STRUCTURE	8	ARGTABLE_ENTRY	REXX Argument Table Entry
0	(0)	ADDRESS	4	ARGTABLE_ARGSTRING_PTR	Address of the argument string
4	(4)	SIGNED	4	ARGTABLE_ARGSTRING_LENGTH	Length of the argument string
8	(8)	CHARACTER		ARGTABLE_NEXT	Next ARGTABLE entry

**IRXCMPTB**

## PROGRAMMING INTERFACE INFORMATION

**IRXCMPTB**

End of PROGRAMMING INTERFACE INFORMATION

**IRXCMPTB**

**Common Name:** REXX Compiler Programming Table  
**Macro ID:** IRXCMPTB  
**DSECT Name:** COMPGMTB\_HEADER, COMPGMTB\_ENTRY  
**Owning Component:** TSO/E REXX (28508)  
**Eye-Catcher ID:** None  
**Offset:** N/A  
**Subpool and Key:** Subpool 78 and Key 8  
**Size:** 32 bytes for the COMPGMTB\_HEADER plus  
 56 bytes for each COMPGMTB\_ENTRY

**Created by:** IRXCENV  
**Pointed to by:** ENVBLOCK\_COMPGMTB

**Serialization:** None

**Function:** The REXX Compiler Programming Table contains information about the compilers that are available in a REXX environment. It consists of a COMPGMTB header and COMPGMTB entries. The header contains information such as the address of the first COMPGMTB entry, the total number of entries, and the number of entries used. For each compiler, there is a COMPGMTB entry containing information such as the name of the compiler's language processor and its associated exits. The COMPGMTB header is pointed to by the ENVBLOCK\_COMPGMTB field in the ENVBLOCK. For more information, see *z/OS TSO/E Customization*.

**Data Area Map**

Offsets						
Dec	Hex	Type	Len	Name (Dim)		Description
0	(0)	STRUCTURE	32	COMPGMTB_HEADER		REXX Compiler Programming Table Header
0	(0)	ADDRESS	4	COMPGMTB_FIRST		Address of the first COMPGMTB entry
4	(4)	SIGNED	4	COMPGMTB_TOTAL		Total number of COMPGMTB entries
8	(8)	SIGNED	4	COMPGMTB_USED		Number of used COMPGMTB entries
12	(C)	SIGNED	4	COMPGMTB_LENGTH		Length of each COMPGMTB entry
16	(10)	CHARACTER	8	*		Reserved
24	(18)	CHARACTER	8	COMPGMTB_FFFF		End marker - hex 'FFFFFFFFFFFFFFFF'

Offsets						
Dec	Hex	Type	Len	Name (Dim)		Description
0	(0)	STRUCTURE	56	COMPGMTB_ENTRY		
0	(0)	CHARACTER	40	COMPGMTB_ENTRY_NAMES		
0	(0)	CHARACTER	8	COMPGMTB_RTPROC		Name of the Run Time Processor
8	(8)	CHARACTER	8	COMPGMTB_COMPINIT		Name of the Initialization Routine
16	(10)	CHARACTER	8	COMPGMTB_COMPTERM		Name of the Termination Routine
24	(18)	CHARACTER	8	COMPGMTB_COMpload		

## IRXCMPTB

Offsets		Type	Len	Name (Dim)	Description
Dec	Hex				
32	(20)	CHARACTER	8	COMPGMTB_COMPVAR	Name of the Load Routine
40	(28)	SIGNED	4	COMPGMTB_STORAGE (4)	Name of the Variable Handling Routine
56	(38)	CHARACTER		COMPGMTB_NEXT	Storage for use by the Run Time Processor Next COMPGMTB entry

## Cross Reference

Name	Hex Offset	Hex Value	Level
COMPGMTB_COMPINIT			
	8		3
COMPGMTB_COMPLOAD			
	18		3
COMPGMTB_COMPTERM			
	10		3
COMPGMTB_COMPVAR	20		3
COMPGMTB_ENTRY	0		1
COMPGMTB_ENTRY_NAMES			
	0		2
COMPGMTB_FFFF	18		2
COMPGMTB_FIRST	0		2
COMPGMTB_HEADER	0		1
COMPGMTB_LENGTH	C		2
COMPGMTB_NEXT	38		2
COMPGMTB_RTPROC	0		3
COMPGMTB_STORAGE	28		2
COMPGMTB_TOTAL	4		2
COMPGMTB_USED	8		2

**IRXDSIB**

## PROGRAMMING INTERFACE INFORMATION

**IRXDSIB**

End of PROGRAMMING INTERFACE INFORMATION

**IRXDSIB**

**Common Name:** REXX Data Set Information Block Mapping  
**Macro ID:** IRXDSIB  
**DSECT Name:** DSIB\_INFO  
**Owning Component:** TSO/E REXX (28508)  
**Eye-Catcher ID:** IRXDSIB  
**Offset:** Offset 0 and length 8  
**Subpool and Key:** Subpool 78 and Key 8  
**Size:** 56 bytes  
**Created by:** IRXINOUT  
**Pointed to by:** Parm 2 from the TSO/E REXX I/O Replaceable Routine  
**Serialization:** None  
**Function:** The REXX Data Set Information Block (DSIB) is used to map the information returned by the TSO/E REXX I/O Replaceable Routine when it is called for 'OPENR', 'OPENX', or 'OPENW'. It contains information about the data set allocated to the specified DD.

**Data Area Map**

Offsets					
Dec	Hex	Type	Len	Name (Dim)	Description
0	(0)	STRUCTURE	56	DSIB_INFO	Rexx Data Set Information Block about a specified DD
0	(0)	CHARACTER	8	DSIB_ID	The 'IRXDSIB ' identifier
8	(8)	SIGNED	2	DSIB_LENGTH	Length of the DSIB_INFO control block
10	(A)	SIGNED	2	*	Reserved
12	(C)	CHARACTER	8	DSIB_DDNAME	Name of DD for which information is being returned
20	(14)	BITSTRING	4	DSIB_FLAGS	Flag word
20	(14)	BITSTRING	1	DSIB_VMASK1	Bit mask used to indicate which fields contain valid data
		1... ....		DSIB_LRECL_FLAG	ON if LRECL field is set
		.1.. ....		DSIB_BLKSZ_FLAG	ON if BLKSZ field is set
		..1. ....		DSIB_DSORG_FLAG	ON if DSORG field is set
		...1 ....		DSIB_RECFM_FLAG	ON if RECFM field is set
		.... 1..		DSIB_GET_FLAG	ON if GET_CNT is set
		.... .1..		DSIB_PUT_FLAG	ON if PUT_CNT is set
		.... ..1.		DSIB_MODE_FLAG	ON if MODE field is set
		.... ...1		DSIB_CC_FLAG	ON if CC field is set
21	(15)	BITSTRING	1	DSIB_VMASK2	Bit mask used to indicate which fields contain valid data
		1... ....		DSIB_TRC_FLAG	ON if TRC field is set
		.111 1111		*	Reserved
22	(16)	BITSTRING	2	*	Reserved
24	(18)	CHARACTER	8	DSIB_DCB_INFO	DCB information - set at OPEN
24	(18)	SIGNED	2	DSIB_LRECL	Data set LRECL
26	(1A)	SIGNED	2	DSIB_BLKSZ	Data set BLKSIZE
28	(1C)	CHARACTER	2	DSIB_DSORG	Data Set Organization (DSORG) - '0200' = Data set is partitioned/ '0300' = partitioned unmoveable, '4000' = Data set is sequential/ '4100' = sequential unmoveable.

## IRXDSIB

Offsets		Type	Len	Name (Dim)	Description
Dec	Hex				
30	(1E)	CHARACTER	2	DSIB_RECFCM	Record Format Information ==> 'F' = Fixed record format, 'FB' = Fixed Blocked format, 'V' = Variable record format, 'VB' = Variable Blocked format
32	(20)	CHARACTER	8	DSIB_IO_COUNTS	I/O count against this DCB
32	(20)	SIGNED	4	DSIB_GET_CNT	Total number of records read (by 'GET' macro) for this DCB
36	(24)	SIGNED	4	DSIB_PUT_CNT	Total number of records written (by 'PUT' or 'PUTX') for this DCB
40	(28)	CHARACTER	1	DSIB_IO_MODE	Mode in which DCB was opened: 'R' = Open for 'READ' (uses GET macro), 'X' = Open for 'READX' (update uses GET / PUTX macros), 'W' = Open for 'WRITE' (uses PUT macro), 'L' = Open for Exec LOAD (uses 'READ' macro)
41	(29)	CHARACTER	1	DSIB_CC	Carriage control information: 'A' = ANSI carriage control, 'M' = Machine carriage control, ' ' = No carriage control
42	(2A)	CHARACTER	1	DSIB_TRC	3800 character set control information 'Y' = Character set control characters are present 'N' = Character set control characters are not present
43	(2B)	CHARACTER	1	*	Reserved
44	(2C)	SIGNED	4	*(3)	Reserved words

## Constants

Len	Type	Value	Name	Description
<div style="border: 1px solid black; padding: 5px;"> <p style="text-align: center;"><b>Comments</b></p> <p style="text-align: center;">Declaration for the 'IRXDSIB ' Acronym Identifier</p> <p style="text-align: center;"><b>End of Comments</b></p> </div>				
8	CHARACTER	IRXDSIB	IRXDSIB_ID	'IRXDSIB ' acronym identifier

## Cross Reference

Name	Hex Offset	Hex Value	Level	Name	Hex Offset	Hex Value	Level
DSIB_BLKSZ	1A		3	DSIB_VMASK1	14		3
DSIB_BLKSZ_FLAG	14	40	4	DSIB_VMASK2	15		3
DSIB_CC	29		2				
DSIB_CC_FLAG	14	01	4				
DSIB_DCB_INFO	18		2				
DSIB_DDNAME	C		2				
DSIB_DSORG	1C		3				
DSIB_DSORG_FLAG	14	20	4				
DSIB_FLAGS	14		2				
DSIB_GET_CNT	20		3				
DSIB_GET_FLAG	14	08	4				
DSIB_ID	0		2				
DSIB_INFO	0		1				
DSIB_IO_COUNTS	20		2				
DSIB_IO_MODE	28		2				
DSIB_LENGTH	8		2				
DSIB_LRECL	18		3				
DSIB_LRECL_FLAG	14	80	4				
DSIB_MODE_FLAG	14	02	4				
DSIB_PUT_CNT	24		3				
DSIB_PUT_FLAG	14	04	4				
DSIB_RECFCM	1E		3				
DSIB_RECFCM_FLAG	14	10	4				
DSIB_TRC	2A		2				
DSIB_TRC_FLAG	15	80	4				

**IRXEFPL**

## PROGRAMMING INTERFACE INFORMATION

**IRXEFPL**

End of PROGRAMMING INTERFACE INFORMATION

**IRXEFPL**

**Common Name:** External Functions Parameter List  
**Macro ID:** IRXEFPL  
**DSECT Name:** EFPL  
**Owning Component:** TSO/E REXX (28508)  
**Eye-Catcher ID:** None  
**Offset:** N/A  
**Subpool and Key:** Subpool 78 and Key 8  
**Size:** 24 bytes  
**Created by:** Function Search Routine  
**Pointed to by:** Register 1 (The mapping of the parameter list is passed to external REXX functions and subroutines by TSO/E REXX, and the address of that parameter list is passed in register 1.)  
**Serialization:** None  
**Function:** IRXEFPL defines the REXX External Functions parameter list.

**Data Area Map**

Offsets					
Dec	Hex	Type	Len	Name (Dim)	Description
0	(0)	STRUCTURE	24	EFPL	
0	(0)	ADDRESS	4	EFPLCOM	Reserved
4	(4)	ADDRESS	4	EFPLBARG	Reserved
8	(8)	ADDRESS	4	EFPLEARG	Reserved
12	(C)	ADDRESS	4	EFPLFB	Reserved
16	(10)	ADDRESS	4	EFPLARG	Pointer to arguments table
20	(14)	ADDRESS	4	EFPLEVAL	Pointer to address of EVALBLOCK

**IRXENVB**

## PROGRAMMING INTERFACE INFORMATION

**IRXENVB**

**Only** the following fields are part of the programming interface:

- ENVBLOCK\_ATTNROUT\_PARMPTR
- ENVBLOCK\_COMPGMTB
- ENVBLOCK\_ID
- ENVBLOCK\_IRXEXTE
- ENVBLOCK\_LENGTH
- ENVBLOCK\_PARBLOCK
- ENVBLOCK\_USERFIELD
- ENVBLOCK\_VERSION
- ENVBLOCK\_WORKBLOK\_EXT

End of PROGRAMMING INTERFACE INFORMATION

**IRXENVB**

**Common Name:** REXX Environment Block

**Macro ID:** IRXENVB

**DSECT Name:** ENVBLOCK

**Owning Component:** TSO/E REXX (28508)

**Eye-Catcher ID:** ENVBLOCK

Offset: 0

Length: 8

**Storage Attributes:** Subpool: 78

Key: 8

Residency: above 16M

**Size:** 320 bytes

**Created by:** IRXITPA

**Pointed to by:** Register 0, or by the ENVBLOCK parameter during calls to various REXX programming service routines and REXX replaceable routines.

**Serialization:** none

**Function:** The REXX Environment block (ENVBLOCK) contains information describing a REXX environment, and REXX execs in that environment. Included in the ENVBLOCK are pointers to the PARMBLOCK, WORKBLOK\_EXT and IRXEXTE, as well as error information.

**Data Area Map**

Offsets		Type	Len	Name (Dim)	Description
Dec	Hex				
0	(0)	STRUCTURE	320	ENVBLOCK	REXX Environment Block
0	(0)	CHARACTER	8	ENVBLOCK_ID	ENVBLOCK identifier 'ENVBLOCK'
8	(8)	CHARACTER	4	ENVBLOCK_VERSION	Version number
12	(C)	SIGNED	4	ENVBLOCK_LENGTH	Length of ENVBLOCK
16	(10)	ADDRESS	4	ENVBLOCK_PARBLOCK	Address of the PARMBLOCK
20	(14)	ADDRESS	4	ENVBLOCK_USERFIELD	Address of the user field
24	(18)	ADDRESS	4	ENVBLOCK_WORKBLOK_EXT	Address of the current WORKBLOK_EXT



Offsets						
Dec	Hex	Type	Len	Name (Dim)	Description	
28	(1C)	ADDRESS	4	ENVBLOCK_IRXEXTE	Address of IRXEXTE	
32	(20)	CHARACTER	256	ENVBLOCK_ERROR	Error information	
32	(20)	ADDRESS	4	ERROR_CALL@	Address of the first caller	
36	(24)	SIGNED	4	*	Reserved	
40	(28)	CHARACTER	8	ERROR_MSGID	Message id used by the first caller	
48	(30)	CHARACTER	80	PRIMARY_ERROR_MESSAGE	Primary error message	
128	(80)	CHARACTER	160	ALTERNATE_ERROR_MSG	Alternate error message	
288	(120)	ADDRESS	4	ENVBLOCK_COMPGMTB	Address of the Compiler Programming Table	
292	(124)	ADDRESS	4	ENVBLOCK_ATTNROUT_PARMPTR	Address of a parameter passed to the user's ATTNROUT routine from the REXX attention routine. Used for communication between the user's ATTNROUT routine and the REXX attention routine.	
296	(128)	ADDRESS	4	ENVBLOCK_ECTPTR	Address of the ECT under which an environment that is integrated with TSO/E is anchored.	
300	(12C)	BITSTRING 1... ....	1	ENVBLOCK_INFO_FLAG1	Flag to indicate that IRXTERMA is in control	
301	(12D)	CHARACTER	3	*	Reserved	
304	(130)	SIGNED	4	ENVBLOCK_USS_REXX	Word reserved for USS REXX	
308	(134)	SIGNED	4	*	Reserved	
312	(138)	SIGNED	4	*	Reserved	
316	(13C)	SIGNED	4	*	Reserved	

**Cross Reference**

Name	Hex Offset	Hex Value	Name	Hex Offset	Hex Value
ALTERNATE_ERROR_MSG			ERROR_CALL@	20	
ENVBLOCK	0		ERROR_MSGID	28	
ENVBLOCK_ATTNROUT_PARMPTR	124		PRIMARY_ERROR_MESSAGE	30	
ENVBLOCK_COMPGMTB	120				
ENVBLOCK_ECTPTR	128				
ENVBLOCK_ERROR	20				
ENVBLOCK_ID	0				
ENVBLOCK_INFO_FLAGS	12C				
ENVBLOCK_INFO_FLAG1	12C				
ENVBLOCK_IRXEXTE	1C				
ENVBLOCK_LENGTH	C				
ENVBLOCK_PARMBLOCK	10				
ENVBLOCK_TERMA_CLEANUP	12C				
ENVBLOCK_USERFIELD	14				
ENVBLOCK_USS_REXX	130				
ENVBLOCK_VERSION	8				
ENVBLOCK_WORKBLOK_EXT	18				

## IRXENVT

**Common Name:** REXX Environment Table (ENVTABLE) control block mapping  
**Macro ID:** IRXENVT  
**DSECT Name:** ENVTABLE\_HEADER, ENVTABLE\_ENTRY  
**Owning Component:** TSO/E REXX (28508)  
**Eye-Catcher ID:** IRXANCHR  
**Offset:** Offset 0 and length 8  
**Subpool and Key:** Subpool 78 and Key 8  
**Size:** 32 bytes for ENVTABLE\_HEADER plus 40 bytes per ENVTABLE\_ENTRY  
**Created by:** N/A  
**Pointed to by:** N/A  
**Serialization:** None  
**Function:** The REXX Environment Table (ENVTABLE) contains information concerning all REXX environments. It consists of an ENVTABLE header and ENVTABLE entries. The ENVTABLE header contains information such as the number of ENVTABLE entries. For each REXX environment, there is an ENVTABLE entry containing information describing the REXX environment. The ENVTABLE exists in load module IRXANCHR.

### Data Area Map

Offsets						
Dec	Hex	Type	Len	Name (Dim)	Description	
0	(0)	STRUCTURE	32	ENVTABLE_HEADER	REXX Environment Table Header	
0	(0)	CHARACTER	8	ENVTABLE_ID	ENVTABLE id 'IRXANCHR'	
8	(8)	CHARACTER	4	ENVTABLE_VERSION	ENVTABLE character version	
12	(C)	SIGNED	4	ENVTABLE_TOTAL	Total number of entries	
16	(10)	SIGNED	4	ENVTABLE_USED	Number of used entries	
20	(14)	SIGNED	4	ENVTABLE_LENGTH	Length of each entry	
24	(18)	CHARACTER	8	*	Reserved	
32	(20)	CHARACTER		ENVTABLE_FIRST	First ENVTABLE entry	

**Comments**

ENVTABLE\_ENTRY - REXX Environment Table Entry

**End of Comments**

Offsets						
Dec	Hex	Type	Len	Name (Dim)	Description	
0	(0)	STRUCTURE	40	ENVTABLE_ENTRY	REXX Environment Table Entry	
0	(0)	CHARACTER	40	*	Reserved	
40	(28)	CHARACTER		ENVTABLE_NEXT	Next ENVTABLE entry	

**Cross Reference**

<b>Name</b>	<b>Hex Offset</b>	<b>Hex Value</b>	<b>Level</b>
ENVTABLE_ENTRY	0		1
ENVTABLE_FIRST	20		2
ENVTABLE_HEADER	0		1
ENVTABLE_ID	0		2
ENVTABLE_LENGTH	14		2
ENVTABLE_NEXT	28		2
ENVTABLE_TOTAL	C		2
ENVTABLE_USED	10		2
ENVTABLE_VERSION	8		2

**IRXEVALB**

## PROGRAMMING INTERFACE INFORMATION

**IRXEVALB**

End of PROGRAMMING INTERFACE INFORMATION

**IRXEVALB**

**Common Name:** REXX Evaluation Block (EVALBLOCK) control block mapping  
**Macro ID:** IRXEVALB  
**DSECT Name:** EVALBLOCK  
**Owning Component:** TSO/E REXX (28508)  
**Eye-Catcher ID:** None  
**Offset:** N/A  
**Subpool and Key:** Subpool 78 and Key 8  
**Size:** 16 bytes  
**Created by:** IRXSYSFU  
**Pointed to by:** EFPLEVAL, WORKEXT\_EVALBLOK, Parm 6 on call to IRXEXEC, Parm 2 on call to IRXRLT, Parm 6 in EFPL (parameter list to external functions and subroutines).  
**Serialization:** None  
**Function:** The REXX Evaluation Block (EVALBLOCK) contains information concerning the result of a REXX function or subroutine. Information such as the length of the result and the result itself are included in the EVALBLOCK.

**Data Area Map**

Offsets		Type	Len	Name (Dim)	Description
Dec	Hex				
0	(0)	STRUCTURE	*	EVALBLOCK	REXX Evaluation Block
0	(0)	SIGNED	4	EVALBLOCK_EVPAD1	Reserved - set to binary zero
4	(4)	SIGNED	4	EVALBLOCK_EVSIZE	Size of EVALBLOCK in double words
8	(8)	SIGNED	4	EVALBLOCK_EVLEN	Length of data
12	(C)	SIGNED	4	EVALBLOCK_EVPAD2	Reserved - set to binary zero
16	(10)	CHARACTER	*	EVALBLOCK_EVDATA	Result

**IRXEXECB**

## PROGRAMMING INTERFACE INFORMATION

**IRXEXECB**

End of PROGRAMMING INTERFACE INFORMATION

**IRXEXECB**

**Common Name:** REXX EXEC Block Mapping (EXECBLK)  
**Macro ID:** IRXEXECB  
**DSECT Name:** EXECBLK  
**Owning Component:** TSO/E REXX (28508)  
**Eye-Catcher ID:** IRXEXECB  
**Offset:** Offset 0 and length 8  
**Subpool and Key:** Subpool 78 and Key 8  
**Size:** 48 bytes  
**Created by:** Callers of IRXLOAD and IRXEXEC  
 These include IRXSYSFU and IKJCT43D.  
**Pointed to by:** WORKEXT\_EXECBLK,  
 Parm 2 to IRXLOAD, Parm 1 to IRXEXEC, Parm 1 to compiler's run time processor, Parm 2 to compiler's interface load routine  
**Serialization:** None  
**Function:** This macro maps a REXX exec block (EXECBLK). The EXECBLK is a control block which contains information about a REXX exec which is to be loaded and/or executed. It contains information like the member name of the exec, the DD name from which the exec should be loaded, etc.

**Data Area Map**

Offsets					
Dec	Hex	Type	Len	Name (Dim)	Description
0	(0)	STRUCTURE	48	EXECBLK	Exec block containing information about the Exec to be loaded and/or executed
0	(0)	CHARACTER	8	EXEC_BLK_ACRYN	Acronym identifier, must be set to 'IRXEXECB'
8	(8)	SIGNED	4	EXEC_BLK_LENGTH	Length of EXECBLK in bytes
12	(C)	SIGNED	4	*	Reserved
16	(10)	CHARACTER	8	EXEC_MEMBER	The member name of the Exec, if Exec is from a partitioned data set, or blanks if the Exec is from a sequential data set.
24	(18)	CHARACTER	8	EXEC_DDNAME	The DD from which the Exec is loaded ('LOAD' or 'LOADCOMP'), or the name of the load DD to be closed ('CLOSEDD').
32	(20)	CHARACTER	8	EXEC_SUBCOM	The name of the initial subcommand environment under which the Exec executes
40	(28)	ADDRESS	4	EXEC_DSNPTR	Pointer to a data set name (DSN) to be returned when an REXX Exec issues a PARSE SOURCE command. It usually represents the name of the Exec Load data set. Ptr may be 0 to indicate no DSN. (Name may consist of up to 44 chars for a fully qualified DSN + up to 10 chars for an optional parenthetical member name).
44	(2C)	SIGNED	4	EXEC_DSNLEN	Length of the data set name pointed to by EXEC_DSNPTR, or 0 if no data set name is specified. Valid length values are 0 to 54 inclusive.
48	(30)	CHARACTER		EXEC_V1_END	End of Ver 1 EXECBLK

## IRXEXECB

### Constants

Len	Type	Value	Name	Description
<b>Comments</b>				
Declaration for the 'IRXEXECB' Acronym				
<b>End of Comments</b>				
8	CHARACTER	IRXEXECB	EXECBLK_ID	'IRXEXECB' acronym identifier
4	DECIMAL	48	EXECBLK_V1_LEN	Length of Ver 1 EXECBLK

### Cross Reference

Name	Hex Offset	Hex Value	Level
EXEC_BLK_ACRYN	0		2
EXEC_BLK_LENGTH	8		2
EXEC_DDNAME	18		2
EXEC_DSNLEN	2C		2
EXEC_DSNPTR	28		2
EXEC_MEMBER	10		2
EXEC_SUBCOM	20		2
EXEC_V1_END	30		2
EXECBLK	0		1

**IRXEXTE**

## PROGRAMMING INTERFACE INFORMATION

**IRXEXTE**

End of PROGRAMMING INTERFACE INFORMATION

**IRXEXTE**

**Common Name:** REXX Vector of External Entry Points (IRXEXTE) control block mapping  
**Macro ID:** IRXEXTE  
**DSECT Name:** IRXEXTE  
**Owning Component:** TSO/E REXX (28508)  
**Eye-Catcher ID:** None  
**Offset:** N/A  
**Subpool and Key:** Subpool 78 and Key 8  
**Size:** 80 bytes  
**Created by:**  
**Pointed to by:** ENVBLOCK\_IRXEXTE  
**Serialization:**

**Function:** The REXX Vector of External Entry Points (IRXEXTE) contains addresses of external REXX routines and replaceable REXX routines. The first element in the REXX Vector of External Entry Points (IRXEXTE) contains the number of entry points in the REXX Vector of External Entry Points (IRXEXTE).

Each REXX replaceable routine is represented by two entry points. The first entry point contains the address of the replaceable routine or the default TSO/E routine if a replaceable routine has not been provided. The second entry point contains the address of the default TSO/E routine, regardless of whether or not a replaceable routine has been provided.

**Data Area Map**

Offsets		Type	Len	Name (Dim)	Description
Dec	Hex				
0	(0)	DBL WORD	8 (0)		Align on doubleword boundary
0	(0)	SIGNED	4	IRXEXTE_ENTRY_COUNT	Number of entry points in the REXX Vector of External Entry Points
4	(4)	ADDRESS	4	IRXINIT	IRXINIT - REXX Initialization Routine
8	(8)	ADDRESS	4	LOAD_ROUTINE	LOAD_ROUTINE - REXX Load Exec Routine
12	(C)	ADDRESS	4	IRXLOAD	IRXLOAD - Default REXX Load Exec Routine
16	(10)	ADDRESS	4	IRXEXCOM	IRXEXCOM - REXX Variable Access Routine
20	(14)	ADDRESS	4	IRXEXEC	IRXEXEC - REXX Run Exec Routine
24	(18)	ADDRESS	4	IO_ROUTINE	IO_ROUTINE - REXX Input/Output Routine
28	(1C)	ADDRESS	4	IRXINOUT	IRXINOUT - Default REXX Input/Output Routine
32	(20)	ADDRESS	4	IRXJCL	IRXJCL - REXX JCL Routine
36	(24)	ADDRESS	4	IRXRLT	IRXRLT - REXX Get Result Routine
40	(28)	ADDRESS	4	STACK_ROUTINE	STACK_ROUTINE - REXX Data Stack Handling Routine
44	(2C)	ADDRESS	4	IRXSTK	IRXSTK - Default REXX Data Stack Handling Routine
48	(30)	ADDRESS	4	IRXSUBCM	IRXSUBCM - REXX Subcommand Service Routine
52	(34)	ADDRESS	4	IRXTERM	IRXTERM - REXX Termination Routine
56	(38)	ADDRESS	4	IRXIC	IRXIC - REXX Immediate Commands Routine
60	(3C)	ADDRESS	4	MSGID_ROUTINE	MSGID_ROUTINE - REXX Message ID Routine
64	(40)	ADDRESS	4	IRXMSGID	IRXMSGID - Default REXX Message ID Routine
68	(44)	ADDRESS	4	USERID_ROUTINE	USERID_ROUTINE - REXX User ID Routine

## IRXEXTE

Offsets					
Dec	Hex	Type	Len	Name (Dim)	Description
72	(48)	ADDRESS	4	IRXUID	IRXUID - Default REXX User ID Routine
76	(4C)	ADDRESS	4	IRXTERMA	IRXTERMA - REXX Abnormal Termination Routine
80	(50)	ADDRESS	4	IRXSAY	IRXSAY - REXX SAY Instruction Routine
84	(54)	ADDRESS	4	IRXERS	IRXERS - REXX External Routine Search Routine
88	(58)	ADDRESS	4	IRXHST	IRXHST - REXX Host Command Search Routine
92	(5C)	ADDRESS	4	IRXHLT	IRXHLT - REXX Halt Condition Routine
96	(60)	ADDRESS	4	IRXTXT	IRXTXT - REXX Text Retrieval Routine
100	(64)	ADDRESS	4	IRXLIN	IRXLIN - REXX LINESIZE Routine
104	(68)	ADDRESS	4	IRXRTE	IRXRTE - REXX Exit Routing Routine

## Cross Reference

Name	Hex Offset	Hex Value	Level
IO_ROUTINE	18		2
IRXERS	54		2
IRXEXCOM	10		2
IRXEXEC	14		2
IRXEXTE_ENTRY_COUNT	0		2
IRXHLT	5C		2
IRXHST	58		2
IRXIC	38		2
IRXINIT	4		2
IRXINOUT	1C		2
IRXJCL	20		2
IRXLIN	64		2
IRXLOAD	C		2
IRXMSGID	40		2
IRXRLT	24		2
IRXRTE	68		2
IRXSAY	50		2
IRXSTK	2C		2
IRXSUBCM	30		2
IRXTERM	34		2
IRXTERMA	4C		2
IRXTXT	60		2
IRXUID	48		2
LOAD_ROUTINE	8		2
MSGID_ROUTINE	3C		2
STACK_ROUTINE	28		2
USERID_ROUTINE	44		2



**IRXFPDIR**

## PROGRAMMING INTERFACE INFORMATION

**IRXFPDIR**

End of PROGRAMMING INTERFACE INFORMATION

**IRXFPDIR**

**Common Name:** REXX Function Package Directory mapping  
**Macro ID:** IRXFPDIR  
**DSECT Name:** FPCKDIR\_HEADER, FPCKDIR\_ENTRY  
**Owning Component:** TSO/E REXX (28508)  
**Eye-Catcher ID:** IRXFPACK  
**Offset:** Offset 0 and length 8  
**Subpool and Key:** Subpool 78 and Key 8  
**Size:** 24 bytes for FPCKDIR\_HEADER plus 32 bytes per FPCKDIR\_ENTRY  
**Created by:** Programmer writing REXX function package  
**Pointed to by:** N/A  
**Serialization:** None  
**Function:** The REXX Function Package Directory contains the names and addresses of entry points of the function package code. The DD names from which to load the package code are also contained in this directory. Function Package Directories are listed by name in the Function Package Table (IRXPACKTB) in field PACKTB\_NAME.

**Data Area Map**

Offsets					
Dec	Hex	Type	Len	Name (Dim)	Description
0	(0)	STRUCTURE	24	FPCKDIR_HEADER	
0	(0)	CHARACTER	8	FPCKDIR_ID	FPCKDIR character id 'IRXFPACK'
8	(8)	SIGNED	4	FPCKDIR_HEADER_LENGTH	Length of header
12	(C)	SIGNED	4	FPCKDIR_FUNCTIONS	Number of functions
16	(10)	SIGNED	4	*	Reserved
20	(14)	SIGNED	4	FPCKDIR_ENTRY_LENGTH	Length of entry

**Comments**

FPCKDIR\_ENTRY - REXX Package Directory Entry

**End of Comments**

Offsets					
Dec	Hex	Type	Len	Name (Dim)	Description
0	(0)	STRUCTURE	32	FPCKDIR_ENTRY	
0	(0)	CHARACTER	8	FPCKDIR_FUNCNAME	Name of the external function or subroutine as it is used in the exec
8	(8)	ADDRESS	4	FPCKDIR_FUNCADDR	Storage address of the entry point of the package code
12	(C)	SIGNED	4	*	Reserved
16	(10)	CHARACTER	8	FPCKDIR_SYSNAME	

## IRXFPDIR

Offsets		Type	Len	Name (Dim)	Description
Dec	Hex				
24	(18)	CHARACTER	8	FPCKDIR_SYSDD	Name of the entry point corresponding to the package code to be called for the function or subroutine Name of the DD from which the package code is loaded
32	(20)	CHARACTER		FPCKDIR_NEXT	Next FPCKDIR entry

## Cross Reference

Name	Hex Offset	Hex Value	Level
FPCKDIR_ENTRY	0		1
FPCKDIR_ENTRY_LENGTH	14		2
FPCKDIR_FUNCADDR	8		2
FPCKDIR_FUNCNAME	0		2
FPCKDIR_FUNCTIONS	C		2
FPCKDIR_HEADER	0		1
FPCKDIR_HEADER_LENGTH	8		2
FPCKDIR_ID	0		2
FPCKDIR_NEXT	20		2
FPCKDIR_SYSDD	18		2
FPCKDIR_SYSNAME	10		2

**IRXINSTB**

## PROGRAMMING INTERFACE INFORMATION

**IRXINSTB**

End of PROGRAMMING INTERFACE INFORMATION

**IRXINSTB**

**Common Name:** REXX In-Storage Block (INSTBLK) control block mapping  
**Macro ID:** IRXINSTB  
**DSECT Name:** INSTBLK, INSTBLK\_ENTRY  
**Owning Component:** TSO/E REXX (28508)  
**Eye-Catcher ID:** IRXINSTB  
**Offset:** Offset 0 and length 8  
**Subpool and Key:** Subpool 78 and Key 8  
**Size:** 128 bytes for INSTBLK\_HEADER  
 8 bytes per exec line in INSTBLK\_ENTRY  
**Created by:** IRXLOAD or a caller of IRXEXEC  
**Pointed to by:** WORKEXT\_INSTBLK, INSTBLK address parameter of  
 IRXLOAD and IRXEXEC  
**Serialization:** None  
**Function:** The REXX In-Storage Block (INSTBLK) contains information about statements in a REXX exec. It consists of an INSTBLK header and INSTBLK entries. The INSTBLK header contains information such as the address of the first INSTBLK entry and the total length of all INSTBLK entries. For each statement, there is an INSTBLK entry containing the address and length of the statement.

**Data Area Map**

Offsets					
Dec	Hex	Type	Len	Name (Dim)	Description
0	(0)	STRUCTURE	*	INSTBLK	REXX In-storage Block
0	(0)	CHARACTER	128	INSTBLK_HEADER	In-Storage Block Header
0	(0)	CHARACTER	8	INSTBLK_ACRONYM	The INSTBLK Identifier
8	(8)	SIGNED	4	INSTBLK_HDRLEN	Length of INSTBLK header
12	(C)	SIGNED	4	*	Reserved
16	(10)	ADDRESS	4	INSTBLK_ADDRESS	Address of first INSTBLK_ENTRY
20	(14)	SIGNED	4	INSTBLK_USEDLEN	Total length of all used INSTBLK_ENTRYs. (Number of entries = INSTBLK_USEDLEN/length of each INSTBLK_ENTRY.)
24	(18)	CHARACTER	8	INSTBLK_MEMBER	Name of member from which exec was loaded, or blank if loaded from a sequential DD
32	(20)	CHARACTER	8	INSTBLK_DDNAME	Name of DD representing data set from which exec was loaded
40	(28)	CHARACTER	8	INSTBLK_SUBCOM	Name of initial subcommand environment under which exec is run
48	(30)	SIGNED	4	*	Reserved
52	(34)	SIGNED	4	INSTBLK_DSNLEN	Length of data set name

## IRXINSTB

Offsets						
Dec	Hex	Type	Len	Name (Dim)		Description
56	(38)	CHARACTER	54	INSTBLK_DSNAME		Data set name from which exec was loaded, if known
110	(6E)	SIGNED	2	*		Reserved
112	(70)	SIGNED	4	* (4)		Reserved
128	(80)	CHARACTER	*	INSTBLK_ENTRIES		The INSTBLK_ENTRY array of entries begins here

### Comments

INSTBLK\_ENTRY - REXX In-Storage Block Entry, used to map the array of entries beginning at INSTBLK\_ENTRIES within INSTBLK.

### End of Comments

Offsets						
Dec	Hex	Type	Len	Name (Dim)		Description
0	(0)	STRUCTURE	8	INSTBLK_ENTRY		REXX In-Storage Block Entry. Each entry represents 1 REXX exec statement.
0	(0)	ADDRESS	4	INSTBLK_STMT@		Address of REXX statement
4	(4)	SIGNED	4	INSTBLK_STMTLEN		Length of the REXX statement
8	(8)	CHARACTER		INSTBLK_NEXT		Next INSTBLK_ENTRY

## Constants

Len	Type	Value	Name	Description
-----	------	-------	------	-------------

### Comments

Declaration for the In-storage control block acronym

### End of Comments

8	CHARACTER	IRXINSTB	INSTBLK_ACRYN	In-storage control block acronym
---	-----------	----------	---------------	----------------------------------

## Cross Reference

Name	Hex Offset	Hex Value	Level
INSTBLK	0		1
INSTBLK_ACRONYM	0		3
INSTBLK_ADDRESS	10		3
INSTBLK_DDNAME	20		3
INSTBLK_DSNAME	38		3
INSTBLK_DSNLEN	34		3
INSTBLK_ENTRIES	80		2
INSTBLK_ENTRY	0		1
INSTBLK_HDRLEN	8		3
INSTBLK_HEADER	0		2
INSTBLK_MEMBER	18		3
INSTBLK_NEXT	8		2
INSTBLK_STMT@	0		2
INSTBLK_STMTLEN	4		2
INSTBLK_SUBCOM	28		3
INSTBLK_USEDLEN	14		3

**IRXMODNT**

## PROGRAMMING INTERFACE INFORMATION

**IRXMODNT**

End of PROGRAMMING INTERFACE INFORMATION

**IRXMODNT**

**Common Name:** REXX Module Name Table (MODNAMET) control block mapping  
**Macro ID:** IRXMODNT  
**DSECT Name:** MODNAMET  
**Owning Component:** TSO/E REXX (28508)  
**Eye-Catcher ID:** None  
**Offset:** N/A  
**Subpool and Key:** Subpool 78 and Key 8  
**Size:** 104 bytes  
**Created by:** REXX Language Processor Initialization  
**Pointed to by:** PARMBLOCK\_MODNAMET  
**Serialization:** None  
**Function:** The REXX Module Name Table (MODNAMET) contains information relevant to a REXX environment. Information such as DD names and routine names for input, output, loading execs, and data stack handling are included in the MODNAMET.

**Data Area Map**

Offsets		Type	Len	Name (Dim)	Description
Dec	Hex				
0	(0)	STRUCTURE	112	MODNAMET	REXX Module Name Table
0	(0)	CHARACTER	24	MODNAMET_DDS	DDs
0	(0)	CHARACTER	8	MODNAMET_INDD	Name of the input DD and is only used in MVS
8	(8)	CHARACTER	8	MODNAMET_OUTDD	Name of the output DD and is only used in MVS
16	(10)	CHARACTER	8	MODNAMET_LOADDD	Name of the load exec DD
24	(18)	CHARACTER	80	MODNAMET_ROUTINES	Routines
24	(18)	CHARACTER	8	MODNAMET_IOROUT	Name of the input and output routine
32	(20)	CHARACTER	8	MODNAMET_EXROUT	Name of the exec load routine
40	(28)	CHARACTER	8	MODNAMET_GETFREER	Name of the getmain and freemain routine
48	(30)	CHARACTER	8	MODNAMET_EXECINIT	Name of the Exec Initialization routine
56	(38)	CHARACTER	8	MODNAMET_ATTNROUT	Name of the attention routine
64	(40)	CHARACTER	8	MODNAMET_STACKRT	Name of the stack routine
72	(48)	CHARACTER	8	MODNAMET_IRXEXECX	Name of the IRXEXEC exit routine
80	(50)	CHARACTER	8	MODNAMET_IDROUT	Name of the userid routine
88	(58)	CHARACTER	8	MODNAMET_MSGIDRT	Name of the message id routine
96	(60)	CHARACTER	8	MODNAMET_EXECTERM	Name of the Exec Termination routine
104	(68)	CHARACTER	8	MODNAMET_FFFF	End marker - hex 'FFFFFFFFFFFFFFFF'

## IRXMODNT

### Cross Reference

Name	Hex Offset	Hex Value	Level
MODNAMET	0		1
MODNAMET_ATTNROUT			
	38		3
MODNAMET_DDS	0		2
MODNAMET_EXECINIT			
	30		3
MODNAMET_EXEETERM			
	60		3
MODNAMET_EXROUT	20		3
MODNAMET_FFFF	68		2
MODNAMET_GETFREER			
	28		3
MODNAMET_IDROUT	50		3
MODNAMET_INDD	0		3
MODNAMET_IOROUT	18		3
MODNAMET_IRXEXECX			
	48		3
MODNAMET_LOADDD	10		3
MODNAMET_MSGIDRT	58		3
MODNAMET_OUTDD	8		3
MODNAMET_ROUTINES			
	18		2
MODNAMET_STACKRT	40		3

**IRXPACKT**

## PROGRAMMING INTERFACE INFORMATION

**IRXPACKT**

End of PROGRAMMING INTERFACE INFORMATION

**IRXPACKT**

**Common Name:** REXX Function Package Table (PACKTB) control block mapping  
**Macro ID:** IRXPACKT  
**DSECT Name:** PACKTB\_HEADER, PACKTB\_ENTRY  
**Owning Component:** TSO/E REXX (28508)  
**Eye-Catcher ID:** None  
**Offset:** N/A  
**Subpool and Key:** Subpool 78 and Key 8  
**Size:** 48 bytes for the PACKTB\_HEADER plus 8 bytes per PACKTB\_ENTRY  
**Created by:** REXX Language Processor Initialization and Function Search Routine  
**Pointed to by:** PARMBLOCK\_PACKTB  
**Serialization:** None  
**Function:** The REXX Function Package Table (PACKTB) contains information about the user, local and system function packages available under a REXX environment. It consists of a PACKTB header and PACKTB entries. The PACKTB contains information such as the addresses of the first user, local, and system PACKTB entries and the number of user, local, and system PACKTB entries. For each function package, there is a PACKTB entry containing the name of the function package.

**Data Area Map**

Offsets		Type	Len	Name (Dim)	Description
Dec	Hex				
0	(0)	STRUCTURE	48	PACKTB_HEADER	REXX Function Package Table Header
0	(0)	ADDRESS	4	PACKTB_USER_FIRST	Address of the first user PACKTB entry
4	(4)	SIGNED	4	PACKTB_USER_TOTAL	Total number of user PACKTB entries
8	(8)	SIGNED	4	PACKTB_USER_USED	Number of used user PACKTB entries
12	(C)	ADDRESS	4	PACKTB_LOCAL_FIRST	Address of the first local PACKTB entry
16	(10)	SIGNED	4	PACKTB_LOCAL_TOTAL	Total number of local PACKTB entries
20	(14)	SIGNED	4	PACKTB_LOCAL_USED	Number of used local PACKTB entries
24	(18)	ADDRESS	4	PACKTB_SYSTEM_FIRST	Address of the first system PACKTB entry
28	(1C)	SIGNED	4	PACKTB_SYSTEM_TOTAL	Total number of system PACKTB entries
32	(20)	SIGNED	4	PACKTB_SYSTEM_USED	Number of used system PACKTB entries
36	(24)	SIGNED	4	PACKTB_LENGTH	Length of each PACKTB entry
40	(28)	CHARACTER	8	PACKTB_FFFF	End marker - hex 'FFFFFFFFFFFFFF'

# IRXPACKT

Offsets		Type	Len	Name (Dim)	Description
Dec	Hex				
<b>Comments</b>					
PACKTB_ENTRY - REXX Function Package Table Entry					
<b>End of Comments</b>					

Offsets		Type	Len	Name (Dim)	Description
Dec	Hex				
0	(0)	STRUCTURE	8	PACKTB_ENTRY	REXX Function Package Table Entry
0	(0)	CHARACTER	8	PACKTB_NAME	Name of the function package
8	(8)	CHARACTER		PACKTB_NEXT	Next PACKTB entry

## Cross Reference

Name	Hex Offset	Hex Value	Level
PACKTB_ENTRY	0		1
PACKTB_FFFF	28		2
PACKTB_HEADER	0		1
PACKTB_LENGTH	24		2
PACKTB_LOCAL_FIRST	C		2
PACKTB_LOCAL_TOTAL	10		2
PACKTB_LOCAL_USED	14		2
PACKTB_NAME	0		2
PACKTB_NEXT	8		2
PACKTB_SYSTEM_FIRST	18		2
PACKTB_SYSTEM_TOTAL	1C		2
PACKTB_SYSTEM_USED	20		2
PACKTB_USER_FIRST	0		2
PACKTB_USER_TOTAL	4		2
PACKTB_USER_USED	8		2



**IRXPARMB**

## PROGRAMMING INTERFACE INFORMATION

**IRXPARMB**

End of PROGRAMMING INTERFACE INFORMATION

**IRXPARMB**

**Common Name:** REXX Parameter Block (PARMBLOCK) control block mapping  
**Macro ID:** IRXPARMB  
**DSECT Name:** PARMBLOCK  
**Owning Component:** TSO/E REXX (28508)  
**Eye-Catcher ID:** IRXPARMS  
**Offset:** Offset 0 and length 8  
**Subpool and Key:** Subpool 78 and Key 8  
**Size:** 64 bytes  
**Created by:** REXX Language Processor Initialization  
**Pointed to by:** ENVBLOCK\_PARMBLOCK  
**Serialization:** None  
**Function:** The REXX Parameter Block (PARMBLOCK) contains information describing a REXX environment. Information included in the PARMBLOCK are whether the REXX environment is reentrant or non-reentrant, and whether or not the data stack can be used. The PARMBLOCK also contains pointers to the MODNAMET, SUBCOMTB, and PACKTB.

**Data Area Map**

Offsets					
Dec	Hex	Type	Len	Name (Dim)	Description
0	(0)	STRUCTURE	64	PARMBLOCK	REXX Parameter Block
0	(0)	CHARACTER	8	PARMBLOCK_ID	PARMBLOCK character id 'IRXPARMS'
8	(8)	CHARACTER	4	PARMBLOCK_VERSION	Version number in EBCDIC
12	(C)	CHARACTER	3	PARMBLOCK_LANGUAGE	Language identifier
15	(F)	CHARACTER	1	*	Reserved
16	(10)	ADDRESS	4	PARMBLOCK_MODNAMET	Address of the MODNAMET
20	(14)	ADDRESS	4	PARMBLOCK_SUBCOMTB	Address of the SUBCOMTB header
24	(18)	ADDRESS	4	PARMBLOCK_PACKTB	Address of the PACKTB header
28	(1C)	CHARACTER	8	PARMBLOCK_PARSETOK	Parse source token
36	(24)	BITSTRING	4	PARMBLOCK_FLAGS	Flags
		1... ....		TSOFL	Integrate with TSO flag
		.1.. ....		*	Reserved
		..1. ....		CMDSOFL	Command search order flag
		...1 ....		FUNCSOFL	Function/subroutine search order flag
		.... 1...		NOSTKFL	No data stack flag
		.... .1..		NOREADFL	No read flag
		.... ..1.		NOWRTFL	No write flag
		.... ...1		NEWSTKFL	New data stack flag
		1... ....		USERPKFL	User external function package flag
		.1.. ....		LOCPKFL	Local external function package flag
		..1. ....		SYSPKFL	System external function package flag
		...1 ....		NEWSOFL	New subcommand table flag

# IRXPARMB

Offsets		Type	Len	Name (Dim)	Description
Dec	Hex				
		.... 1...		CLOSEXFL	Close exec data set flag
		.... .1..		NOESTAE	No recovery ESTAE flag
		.... ..1.		RENTRANT	Reentrant REXX environment flag
		.... ...1		NOPMSG	No primary messages
		1... ....		ALTMSG	Issue alternate messages
		.1.. ....		SPSHARE	Subpool storage is shared flag
		..1. ....		STORFL	STORAGE function flag
		...1 ....		NOLOADDD	Do not load from the system-level EXEC DDNAME.
		.... 1...		NOMSGWTO	MVS, do not issue error messages with the WTO service.
		.... .1..		NOMSGIO	MVS, do not issue error messages with I/O to the OUTDD.
38	(26)	BITSTRING	1	*	Reserved
40	(28)	BITSTRING	4	PARMBLOCK_MASKS	Masks for flags
		1... ....		TSOFL_MASK	Integrate with TSO flag mask
		.1.. ....		*	Reserved Mask
		..1. ....		CMDSOFL_MASK	Command search order flag mask
		...1 ....		FUNCSOFL_MASK	Function/subroutine search order flag mask
		.... 1...		NOSTKFL_MASK	No data stack flag mask
		.... .1..		NOREADFL_MASK	No read flag mask
		.... ..1.		NOWRTFL_MASK	No write flag mask
		.... ...1		NEWSTKFL_MASK	New data stack flag mask
		1... ....		USERPKFL_MASK	User external function package flag mask
		.1.. ....		LOCPKFL_MASK	Local external function package flag mask
		..1. ....		SYSPKFL_MASK	System external function package flag mask
		...1 ....		NEWSCFL_MASK	New subcommand table flag mask
		.... 1...		CLOSEXFL_MASK	Close exec data set flag mask
		.... .1..		NOESTAE_MASK	No recovery ESTAE flag mask
		.... ..1.		RENTRANT_MASK	Reentrant REXX environment flag mask
		.... ...1		NOPMSG_MASK	No primary messages flag mask
		1... ....		ALTMSG_MASK	Issue alternate messages flag mask
		.1.. ....		SPSHARE_MASK	Subpool storage is shared flag mask
		..1. ....		STORFL_MASK	STORAGE function flag mask
		...1 ....		NOLOADDD_MASK	Mask for do not load from the system-level EXEC DDNAME.
		.... 1...		NOMSGWTO_MASK	MVS, do not issue error messages with the WTO service mask.
		.... .1..		NOMSGIO_MASK	MVS, do not issue error messages with I/O to the OUTDD mask.
42	(2A)	BITSTRING	1	*	Reserved
44	(2C)	UNSIGNED	4	PARMBLOCK_SUBPOOL	Subpool number
48	(30)	CHARACTER	8	PARMBLOCK_ADDRSPN	Name of the address space
56	(38)	CHARACTER	8	PARMBLOCK_FFFF	End marker - hex 'FFFFFFFFFFFFFFFF'

## Constants

Len	Type	Value	Name	Description
<hr/> <b>Comments</b> <hr/>				
		VALID_PARBLOCK_ID	VALID_PARBLOCK_ID	REXX Parameter Block Identifier
<hr/> <b>End of Comments</b> <hr/>				
8	CHARACTER	IRXPARM	VALID_PARBLOCK_ID	Valid PARMBLOCK character id

Len	Type	Value	Name	Description
<b>Comments</b>				
VALID_PARMBLOCK_VERSION - REXX Parameter Block Version				
<b>End of Comments</b>				
4	CHARACTER	0200	VALID_PARMBLOCK_VERSION	Current PARMBLOCK version

### Cross Reference

Name	Hex Offset	Hex Value	Level	Name	Hex Offset	Hex Value	Level
ALTMSG	26	80	3	RENTRANT_MASK	29	02	3
ALTMSG_MASK	2A	80	3	SPSHARE	26	40	3
CLOSEXFL	25	08	3	SPSHARE_MASK	2A	40	3
CLOSEXFL_MASK	29	08	3	STORFL	26	20	3
CMDSOFL	24	20	3	STORFL_MASK	2A	20	3
CMDSOFL_MASK	28	20	3	SYSPKFL	25	20	3
FUNCSOFL	24	10	3	SYSPKFL_MASK	29	20	3
FUNCSOFL_MASK	28	10	3	TSOFL	24	80	3
LOCPKFL	25	40	3	TSOFL_MASK	28	80	3
LOCPKFL_MASK	29	40	3	USERPKFL	25	80	3
NEWSCFL	25	10	3	USERPKFL_MASK	29	80	3
NEWSCFL_MASK	29	10	3				
NEWSTKFL	24	01	3				
NEWSTKFL_MASK	28	01	3				
NOESTAE	25	04	3				
NOESTAE_MASK	29	04	3				
NOLOADDD	26	10	3				
NOLOADDD_MASK	2A	10	3				
NOMSGIO	26	04	3				
NOMSGIO_MASK	2A	04	3				
NOMSGWTO	26	08	3				
NOMSGWTO_MASK	2A	08	3				
NOPMSG	25	01	3				
NOPMSG_MASK	29	01	3				
NOREADFL	24	04	3				
NOREADFL_MASK	28	04	3				
NOSTKFL	24	08	3				
NOSTKFL_MASK	28	08	3				
NOWRTFL	24	02	3				
NOWRTFL_MASK	28	02	3				
PARMBLOCK	0		1				
PARMBLOCK_ADDRSPN							
	30		2				
PARMBLOCK_FFFF	38		2				
PARMBLOCK_FLAGS	24		2				
PARMBLOCK_ID	0		2				
PARMBLOCK_LANGUAGE							
	C		2				
PARMBLOCK_MASKS	28		2				
PARMBLOCK_MODNAMET							
	10		2				
PARMBLOCK_PACKTB	18		2				
PARMBLOCK_PARSETOK							
	1C		2				
PARMBLOCK_SUBCOMTB							
	14		2				
PARMBLOCK_SUBPOOL							
	2C		2				
PARMBLOCK_VERSION							
	8		2				
RENTRANT	25	02	3				

**IRXSHVB**

## PROGRAMMING INTERFACE INFORMATION

**IRXSHVB**

End of PROGRAMMING INTERFACE INFORMATION

**IRXSHVB**

**Common Name:** Shared REXX Variable Request Block mapping  
**Macro ID:** IRXSHVB  
**DSECT Name:** SHVBLOCK  
**Owning Component:** TSO/E REXX (28508)  
**Eye-Catcher ID:** None  
**Offset:** N/A  
**Subpool and Key:** Subpool 78 and Key 8  
**Size:** 32 bytes  
**Created by:** Caller of IRXEXCOM  
**Pointed to by:** Fourth parameter passed to IRXEXCOM  
**Serialization:** None  
**Function:** This macro maps a REXX Shared Variable Request Block. The SHVBLOCK is passed as an interface to the REXX Variable Access Routine (IRXEXCOM), and returns information from it.

**Data Area Map**

Offsets					
Dec	Hex	Type	Len	Name (Dim)	Description
0	(0)	STRUCTURE	32	SHVBLOCK	SHARED VARIABLE REQUEST BLOCK
0	(0)	ADDRESS	4	SHVNEXT	Chain pointer to next SHVBLOCK
4	(4)	SIGNED	4	SHVUSER	Used during "FETCH NEXT" Contains length of buffer pointed to by SHVNAMA
8	(8)	SIGNED	4	SHVCODES	
8	(8)	CHARACTER	1	SHVCODE	Function code - indicates type of variable access request
9	(9)	UNSIGNED	1	SHVRET	Return codes
10	(A)	UNSIGNED	2	*	Reserved
12	(C)	SIGNED	4	SHVBUFL	Length of fetch value buffer
16	(10)	ADDRESS	4	SHVNAMA	Address of variable name
20	(14)	SIGNED	4	SHVNAML	Length of variable name
24	(18)	ADDRESS	4	SHVVALA	Address of value buffer
28	(1C)	SIGNED	4	SHVVALL	Length of value buffer (Set on fetch)

**Constants**

Len	Type	Value	Name	Description
<b>Comments</b>				
SHARED VARIABLE REQUEST BLOCK - function codes				
<b>End of Comments</b>				
1	CHARACTER	S	SHVSTORE	Set variable from given value
1	CHARACTER	F	SHVFETCH	Copy value of variable to Buffer
1	CHARACTER	D	SHVDROPV	Drop variable
1	CHARACTER	s	SHVSYSET	Symbolic name Set variable
1	CHARACTER	f	SHVSYFET	Symbolic name Fetch variable
1	CHARACTER	d	SHVSYDRO	Symbolic name DROP variable
1	CHARACTER	N	SHVNEXTV	Fetch next variable
1	CHARACTER	P	SHVPRIV	Fetch private information

<b>Comments</b>				
R15 return codes				
<b>End of Comments</b>				
4	DECIMAL	0	SHVRCOK	Entire Plist chain processed
4	DECIMAL	-1	SHVRCINV	Invalid entry conditions
4	DECIMAL	-2	SHVRCIST	Insufficient storage available

<b>Comments</b>				
SHARED VARIABLE REQUEST BLOCK - return codes				
<b>End of Comments</b>				
1	HEX	00	SHVCLEAN	Successful execution
1	HEX	01	SHVNEWV	Variable did not exist
1	HEX	02	SHVLVAR	Last variable transferred (for N function code)
1	HEX	04	SHVTRUNC	Truncation occurred during fetch
1	HEX	08	SHVBADN	Invalid variable name
1	HEX	10	SHVBADV	Reserved in REXX
1	HEX	80	SHVBADF	Invalid function code

**Cross Reference**

Name	Hex Offset	Hex Value	Level
SHVBLOCK	0		1
SHVBUFL	C		2
SHVCODE	8		3
SHVCODES	8		2
SHVNAMA	10		2
SHVNAML	14		2
SHVNEXT	0		2
SHVRET	9		3
SHVUSER	4		2
SHVVALA	18		2
SHVVALL	1C		2

# IRXSUBCT

PROGRAMMING INTERFACE INFORMATION

IRXSUBCT

End of PROGRAMMING INTERFACE INFORMATION

## IRXSUBCT

**Common Name:** REXX Subcommand Table (SUBCOMTB) control block mapping  
**Macro ID:** IRXSUBCT  
**DSECT Name:** SUBCOMTB\_HEADER, SUBCOMTB\_ENTRY  
**Owning Component:** TSO/E REXX (28508)  
**Eye-Catcher ID:** None  
**Offset:** N/A  
**Subpool and Key:** Subpool 78 and Key 8  
**Size:** 40 bytes for the SUBCOMTB\_HEADER plus 32 bytes per SUBCOMTB\_ENTRY  
**Created by:** REXX Language Processor Initialization  
**Pointed to by:** PARMBLOCK\_SUBCOMTB  
**Serialization:** None  
**Function:** The REXX Subcommand Table (SUBCOMTB) contains information about the host commands available under a REXX environment. It consists of a SUBCOMTB header and SUBCOMTB entries. The SUBCOMTB header contains information such as the address of the first SUBCOMTB entry, the name of the initial host command, and the number of SUBCOMTB entries. For each host command, there is a SUBCOMTB entry containing information such as the name of the host command and the name of the routine for the host command.

### Data Area Map

Offsets		Type	Len	Name (Dim)	Description
Dec	Hex				
0	(0)	STRUCTURE	40	SUBCOMTB_HEADER	REXX Subcommand Table Header
0	(0)	ADDRESS	4	SUBCOMTB_FIRST	Address of the first SUBCOMTB entry
4	(4)	SIGNED	4	SUBCOMTB_TOTAL	Total number of SUBCOMTB entries
8	(8)	SIGNED	4	SUBCOMTB_USED	Number of used SUBCOMTB entries
12	(C)	SIGNED	4	SUBCOMTB_LENGTH	Length of each SUBCOMTB entry
16	(10)	CHARACTER	8	SUBCOMTB_INITIAL	Name of the initial subcommand
24	(18)	CHARACTER	8	*	Reserved
32	(20)	CHARACTER	8	SUBCOMTB_FFFF	End marker - hex 'FFFFFFFFFFFFFFFF'

Comments

SUBCOMTB\_ENTRY - REXX Subcommand Table Entry

End of Comments

Offsets		Type	Len	Name (Dim)	Description
Dec	Hex				
0	(0)	STRUCTURE	32	SUBCOMTB_ENTRY	

Offsets		Type	Len	Name (Dim)	Description
Dec	Hex				
0	(0)	CHARACTER	8	SUBCOMTB_NAME	REXX Subcommand Table Entry Name of the subcommand
8	(8)	CHARACTER	8	SUBCOMTB_ROUTINE	Name of the subcommand routine
16	(10)	CHARACTER	16	SUBCOMTB_TOKEN	Subcommand token
32	(20)	CHARACTER		SUBCOMTB_NEXT	Next SUBCOMTB entry

### Cross Reference

Name	Hex Offset	Hex Value	Level
SUBCOMTB_ENTRY	0		1
SUBCOMTB_FFFF	20		2
SUBCOMTB_FIRST	0		2
SUBCOMTB_HEADER	0		1
SUBCOMTB_INITIAL	10		2
SUBCOMTB_LENGTH	C		2
SUBCOMTB_NAME	0		2
SUBCOMTB_NEXT	20		2
SUBCOMTB_ROUTINE	8		2
SUBCOMTB_TOKEN	10		2
SUBCOMTB_TOTAL	4		2
SUBCOMTB_USED	8		2

**IRXWORKB**

## PROGRAMMING INTERFACE INFORMATION

**IRXWORKB**

End of PROGRAMMING INTERFACE INFORMATION

**IRXWORKB**

**Common Name:** REXX Work Block Extension (WORKBLOK\_EXT) control block mapping  
**Macro ID:** IRXWORKB  
**DSECT Name:** WORKBLOK\_EXT  
**Owning Component:** TSO/E REXX (28508)  
**Eye-Catcher ID:** None  
**Offset:** N/A  
**Subpool and Key:** Subpool 78 and Key 8  
**Size:** 32 bytes  
**Created by:** IRXEXEC  
**Pointed to by:** ENVBLOCK\_WORKBLOK\_EXT  
**Serialization:** None  
**Function:** The REXX Work Block Extension (WORKBLOK\_EXT) contains the parameters passed to IRXEXEC, the address of the PARSE SOURCE string, a fullword that may be used by a compiler's runtime processor, etc.

**Data Area Map**

Offsets						
Dec	Hex	Type	Len	Name (Dim)	Description	
0	(0)	STRUCTURE	48	WORKBLOK_EXT	The REXX WORKBLOK extension	
0	(0)	ADDRESS	4	WORKEXT_EXECBLK	Address of the EXECBLK	
4	(4)	ADDRESS	4	WORKEXT_ARGTABLE	Address of the first ARGTABLE entry	
8	(8)	BITSTRING	4	WORKEXT_FLAGS	Flags describing the REXX exec	
		1... ..		WORKEXT_COMMAND	Exec is a command	
		.1.. ..		WORKEXT_FUNCTION	Exec is a function	
		..1. ....		WORKEXT_SUBROUTINE	Exec is a subroutine	
8	(8)	BITSTRING	3	*	Reserved	
12	(C)	ADDRESS	4	WORKEXT_INSTBLK	Address of the INSTBLK header	
16	(10)	ADDRESS	4	WORKEXT_CPPLPTR	Address of the CPPL	
20	(14)	ADDRESS	4	WORKEXT_EVALBLOCK	Address of the REXX user EVALBLOCK	
24	(18)	ADDRESS	4	WORKEXT_WORKAREA	Address of the workarea header containing the address and length of a workarea containing the storage to be used by REXX for the work block extension (WORKEXT), etc.	
28	(1C)	ADDRESS	4	WORKEXT_USERFIELD	Address of a user field	
32	(20)	ADDRESS	4	WORKEXT_RTPROC	A fullword for use by a Compiler's Runtime Processor Processor	
36	(24)	ADDRESS	4	WORKEXT_SOURCE_ADDRESS	The address of the PARSE SOURCE string	



Offsets					
Dec	Hex	Type	Len	Name (Dim)	Description
40	(28)	SIGNED	4	WORKEXT_SOURCE_LENGTH	The length of the PARSE SOURCE string Maintain doubleword boundary
44	(2C)	SIGNED	4	*	

**Cross Reference**

Name	Hex Offset	Hex Value	Level
WORKBLOK_EXT	0		1
WORKEXT_ARGTABLE	4		2
WORKEXT_COMMAND	8	80	3
WORKEXT_CPPLPTR	10		2
WORKEXT_EVALBLOCK	14		2
WORKEXT_EXECBLK	0		2
WORKEXT_FLAGS	8		2
WORKEXT_FUNCTION	8	40	3
WORKEXT_INSTBLK	C		2
WORKEXT_RTPROC	20		2
WORKEXT_SOURCE_ADDRESS	24		2
WORKEXT_SOURCE_LENGTH	28		2
WORKEXT_SUBROUTINE	8	20	3
WORKEXT_USERFIELD	1C		2
WORKEXT_WORKAREA	18		2

**LSD**

## PROGRAMMING INTERFACE INFORMATION

**LSD**

End of PROGRAMMING INTERFACE INFORMATION

**LSD**

**Common Name:** TSO/E List Source Descriptor  
**Macro ID:** IKJLSD  
**DSECT Name:** LSD  
**Owning Component:** TSO/E Scheduler (28502)  
**Eye-Catcher ID:** None  
**Offset:** N/A  
**Subpool and Key:** 78 and key 8  
**Size:** 16 bytes  
**Created by:** Caller of IKJSTCK  
**Pointed to by:** STPBALSD field of the STPB data area  
**Serialization:** None  
**Function:** Contains length and record of in storage CLIST and pointer to next record.

**Data Area Map**

Offsets					
Dec	Hex	Type	Len	Name (Dim)	Description
0	(0)	ADDRESS	4	LSDADATA	PTR TO IN STORAGE LIST
0	(0)	ADDRESS	1		
1	(1)	ADDRESS	3	LSDDATAL	
4	(4)	SIGNED	2	LSDRCLEN	REC LENGTH -0 IF VARIABLE LEN RECFM
6	(6)	SIGNED	2	LSDTOTLN	TOTAL LEN OF IN STOR LIST(AMT OF CORE TO FREE)
8	(8)	ADDRESS	4	LSDANEXT	PTR TO NEXT REC O BE PROCESSED-INITIALIZED TO FIRST REC BY INVOKER-UPDATED BY GETLINE/PUTGET
8	(8)	ADDRESS	1		
9	(9)	ADDRESS	3	LSDNEXTL	
12	(C)	CHARACTER	4	LSDEXEC	ADDRESS OF THE EXEC COMMAND DATA BLOCK
12	(C)	ADDRESS	1		
13	(D)	ADDRESS	3	LSDEXECL	

**Cross Reference**

Name	Hex Offset	Hex Value	Level
LSDADATA	0		2
LSDANEXT	8		2
LSDDATAL	1		2
LSDEXEC	C		2
LSDEXECL	D		2
LSDNEXTL	9		2
LSDRCLEN	4		2
LSDTOTLN	6		2

**LWA**

## PROGRAMMING INTERFACE INFORMATION

**LWA**

**Only** the following fields are part of the programming interface:

- LWAPASCB
- LWAPECT
- LWAPSCB

End of PROGRAMMING INTERFACE INFORMATION

**LWA**

**Common Name:** TSO/E Logon Work Area  
**Macro ID:** IKJEFLWA  
**DSECT Name:** LWA  
**Owning Component:** TSO/E Scheduler (28502)  
**Eye-Catcher ID:** LWA  
**Offset:** Offset 0 and length 4  
**Subpool and Key:** Subpool 253 and key 0  
**Size:** LWA - 664 bytes  
**Created by:** IKJEFLA, IKJTSEV and a TMP  
**Pointed to by:** ASXBLWA field of the ASXB data area  
 JSXL communication field of JSXL  
**Serialization:** None  
**Function:** Contains control block pointers, entrance lists, and parameter lists required for logon/logoff processing.

**Data Area Map**

Offsets					
Dec	Hex	Type	Len	Name (Dim)	Description
0	(0)	STRUCTURE	664	LWA	
0	(0)	ADDRESS	4	LWAPPTR	ADDRESS OF THE LOGON WORK AREA
4	(4)	CHARACTER	8	LWALWA	EBCDIC ' LWA ' Y02669
12	(C)	ADDRESS	4	LWATEST	PTR FOR TEST
16	(10)	ADDRESS	4	LWAPASCB	ADDRESS OF ASCB Y02669 FOR USER MEMORY Y02669
20	(14)	ADDRESS	4	LWAACCT	OFFSET TO ACCT FIELD IN UADS
24	(18)	ADDRESS	4	LWAPSCB	ADDRESS OF THE PROTECTED STEP CONTROL BLOCK
28	(1C)	ADDRESS	4	LWAJSEL	ADDRESS OF THE JOB SCHEDULING ENTRANCE LIST
32	(20)	ADDRESS	4	LWAPECT	ADDRESS OF THE ECT
36	(24)	CHARACTER	4	LWAAECB	EVENT CONTROL BLOCK FOR THE LOGON/LOGOFF PROMPTING TASK
36	(24)	BIT(24)	3	*	NOT REFERENCED BY LOGON/ LOGOFF CODE
39	(27)	BIT(8)	1	LWAABCE	COMPLETION CODE BYTE
40	(28)	CHARACTER	4	LWAPECB	COMMUNICATIONS ECB FOR COMMUNICATION FROM THE PROMPTING TASK TO THE SCHEDULING TASK
40	(28)	BIT(24)	3	*	NOT REFERENCED BY LOGON/ LOGOFF CODE
43	(2B)	BIT(8)	1	LWAPBCE	COMPLETION CODE BYTE
44	(2C)	CHARACTER	4	LWASECB	COMMUNICATIONS ECB FOR COMMUNICATION FROM THE SCHEDULING TASK TO THE PROMPTING TASK
44	(2C)	BIT(24)	3	*	NOT REFERENCED BY LOGON/ LOGOFF CODE
47	(2F)	BIT(8)	1	LWASBCE	COMPLETION CODE BYTE

# LWA

Offsets					
Dec	Hex	Type	Len	Name (Dim)	Description
48	(30)	SIGNED	4	LWALPCNT	LOOP CONTROL FOR Y02653 STAI EXIT RETRY. Y02653 WHEN COUNTER REACHES Y02653 GIVEN VALUE, SESSION Y02653 IS TERMINATED. Y02653
52	(34)	ADDRESS	4	LWAPDCB	ADDRESS OF UADS Y02653 DCB - USED BY STAI Y02653 RETRY. Y02653
56	(38)	BIT(32)	4	LWAFLGS	FLAGS FOR USE BY LOGON
56	(38)	BIT(8)	1	*	
		1... ....		LWALA	IKJEFLA INDICATOR Y02669
		.1... ....		LWALB	IKJEFLB INDICATOR Y02669
		..1. ....		LWALC	IKJEFLC INDICATOR Y02669
		...1 ....		LWALE	IKJEFLD INDICATOR Y02669
		.... 1...		LWALEA	IKJEFLA INDICATOR Y02669
		.... .1..		LWALI	IKJEFLI INDICATOR Y02669
		.... ..1.		LWALH	IKJEFLH INDICATOR Y02669
		.... ...1		LWALL	IKJEFLI INDICATOR Y02669
57	(39)	BIT(8)	1	*	
		1... ....		LWALGM	IKJEFLGM INDICATOR Y02669
		.1... ....		LWALJ	IKJEFLJ INDICATOR Y02669
		..1. ....		LWALK	IKJEFLK INDICATOR Y02669
		...1 ....		LWALG	IKJEFLG INDICATOR Y02669
		.... 1...		LWALGB	IKJEFLGB INDICATOR Y02669
		.... .1..		LWALS	IKJEFLS INDICATOR Y02669
		.... ..1.		LWAFSLGN	FSCRN LOGON
		.... ...1		LWAFSRAC	FSCRN RACF
58	(3A)	BIT(8)	1	*	
		1... ....		LWAABFLD	ABEND OCCURRED
		.1... ....		LWARACF	-> USER IS... ..RACF DEFINED
		..1. ....		LWAVTAM	-> VTAM/SNA
		...1 ....		LWAPHASE	CONTROL SWITCH Y02653 FOR STAI EXIT. Y02653 IF 0 - PHASE I Y02653 ACTIVE. IF 1 - Y02653 PHASE II ACTIVE Y02653
		.... 1...		LWAPSW	IF 1, LAST Y02653 ABEND IN Y02653 PROMPTER WAS Y02653 PSW RESTART. Y02653
		.... .1..		LWAPCK	IF 1, LAST Y02653 ABEND IN Y02653 PROMPTER WAS Y02653 PROGRAM CHECK. Y02653
		.... ..1.		LWAMCK	IF 1, LAST Y02653 ABEND IN Y02653 PROMPTER WAS Y02653 MACHINE CHECK. Y02653
		.... ...1		LWABND	IF 1, LAST Y02653 ABEND IN Y02653 PROMPTER WAS Y02653 OTHER THAN PROG Y02653 CHK, PSW RESTRT Y02653 OR MACHINE CHK. Y02653
59	(3B)	BIT(8)	1	LWAFLGS4	
		1... ....		LWAFSTXT	PSCB IS IN SP252 UPT AND RELOGON BUFFER ARE IN SUBPOOL 250
		.1... ....		LWANORDR	USER ON TERMINAL THAT DOES NOT SUPPORT OIACARD READER
		..1. ....		LWAQTIP	SET BY SIC SO LOGON WILL DO QTIP 24 IN IKJEFLK
		...1 ....		LWASICSP	SET BY LOGON IN ... ..IKJEFLJ AND SET.. ..TO 0 IN IKJEFLK. TELLS SIC NOT TO DO QTIP 24
		.... 1...		LWALBTC	LIST BC IN CONTROL
		.... ..1.		LWATNBT	USED TO INDICATE CANCEL BY THE ATTENTION EXIT ROUTINE.
		.... ...1		LWAINX1	INSTALLATION EXIT ROUTINE IN CONTROL
		.... ...1		LWAILGN	INITIAL LOGON INDICATOR
60	(3C)	ADDRESS	4	LWAPTID	PROMPTING TASK IDENTIFIER RETURNED BY ATTACH
64	(40)	BIT(24)	3	LWACTLS	CONTROL BIT STRING FOR LOGON PROMPTING TASK
		1... ....		LWAUFAI	INDICATES UNSUCCESSFUL ENQ ON THE RESOURCE ' SYSUADS USERID '
		.1... ....		LWARACI	IF ONE, INSTALLATION DOES NOT WANT LOGON TO DO A RACINIT

Offsets		Type	Len	Name (Dim)	Description
Dec	Hex				
		..1. ....		LWAFAIL	INDICATES AN UNSUCCESSFUL ATTEMPT TO OBTAIN A SYSTEM RESOURCE. IDENTIFIED BY ANY OTHER BIT.
		...1 ....		LWADISC	INDICATES THAT LOGON IS TO TERMINATE AND DISCONNECT THE TERMINAL.
		.... 1...		LWANOPR	IF BIT IS ONE AN INSTALLATION EXIT ROUTINE HAS PROVIDED USERID, PASSWORD, ACCOUNT, PROCEDURE CHARACTER STRINGS, A REGION SIZE, AND A PERFORMANCE GROUP FOR USE IN SCHEDULING A TERMINAL JOB.
		.... .1..		LWANUAD	IF THIS BIT IS ONE AND THE BIT LWANOPR IS ALSO ONE NO ACCESS OF THE UADS SHOULD BE MADE FOR THIS TERMINAL JOB.
		.... ..1.		LWAJJCL	JCL FOR TERMINAL JOB WAS SUPPLIED BY AN INSTALLATION EXIT ROUTINE.
		.... ...1		LWANUADE	IF EQUAL TO '1'B AND LWANOPR = '1'B AND LWANUAD = '1'B THEN THE INSTALLATION EXIT HAS GIVEN PERMISSION TO READ THE UADS BUT ONLY THE UADSDRBA FIELD
65	(41)	1... ....		LWAAATR1	INFORMATION FOR THE ATR1 FIELD OF THE PSCB WAS SUPPLIED BY AN INSTALLATION EXIT ROUTINE.
		.1.. ....		LWAAATR2	INFORMATION FOR THE ATR2 FIELD OF THE PSCB WAS SUPPLIED BY AN INSTALLATION EXIT ROUTINE.
		..1. ....		LWAUNIT	INFORMATION FOR PSCBGNM FIELD OF THE PSCB WAS SUPPLIED BY AN INSTALLATION EXIT ROUTINE.
		...1 ....		LWABUPT	INFORMATION FOR USER PROFILE TABLE WAS SUPPLIED BY AN INSTALLATION EXIT RTN.
		.... 1...		LWANONQ	LOGON WILL NOT MAINTAIN AN ENQ ON THE RESOURCE'SYSUAD USERID' DURING THE USER'S SESSION.
		.... .1..		LWADEST	IF 1, INSTALLATION Y02664 EXIT HAS SUPPLIED Y02664 DEFAULT DEST. Y02664
		.... ..1.		LWABEND	IF 1, INSTALLATION Y02653 EXIT IS GETTING Y02653 CONTROL AFTER ABEND Y02653
66	(42)	.... ...1		LWAMAIL	1=NOMAIL RQST
		1... ....		LWANOTC	1=NONOTICE RQST
		.1.. ....		LWAOID	1=NOOID RQST
		..1. ....		LWANFSL	1=NO FULLSCREEN LOGON
		...1 ....		LWASPASS	1=PASSWORD STORED IN TSB
		.... 1...		LWASUBH	1=EXIT SUPPLIED SUBMIT HOLD CLASS
		.... .1..		LWASUBC	1=EXIT SUPPLIED SUBMIT CLASS
		.... ..1.		LWASUBM	1=EXIT SUPPLIED SUBMIT MESSAGE CLASS
		.... ...1		LWASOUT	1=EXIT SUPPLIED SYSOUT CLASS
67	(43)	UNSIGNED	1	LWATSOLV	LWA LEVEL
68	(44)	SIGNED	4	LWARTCD	RETURN CODE SET BY IKJEFLK
72	(48)	CHARACTER	8	LWANAME	EPLOC FOR ATTACH/XCTL NAME
72	(48)	CHARACTER	1	LWARNML	USED FOR MINOR RESOURCE NAME LENGTH TO ENQ/DEQ
73	(49)	CHARACTER	7	LWARNM	USED FOR MINOR RESOURCE NAME IMAGE
80	(50)	CHARACTER	12	LWANQDQ	USED FOR ENQ/DEQ PARAMETER LIST
92	(5C)	CHARACTER	8	LWAEELST	ECB LIST HEADER
92	(5C)	ADDRESS	4	LWAAECBP	PTR TO LWAAECB
96	(60)	ADDRESS	4	LWAPECBP	PTR TO LWAPECB
		1... ....		LWAEOEL	END OF LIST BIT
100	(64)	SIGNED	4	LWARCDE	RTN CODE SET BY IKJEFLJ
104	(68)	UNSIGNED	4	LWATCPU	2 WORDS USED FOR Y02669
108	(6C)	UNSIGNED	4	LWATCPU1	TOTAL CPU TIME USED Y02669 FOR THIS ACCOUNTING Y02669 PERIOD. Y02669
112	(70)	UNSIGNED	4	LWATSRU	2 WORDS USED FOR Y02669
116	(74)	UNSIGNED	4	LWATSRU1	TOTAL SERVICE UNITS Y02669 USED DURING THIS Y02669 ACCT PERIOD. Y02669
120	(78)	UNSIGNED	4	LWATCON	2 WORDS USED FOR Y02669

LWA

Offsets						
Dec	Hex	Type	Len	Name (Dim)	Description	
124	(7C)	UNSIGNED	4	LWATCON1	TOTAL CONNECT TIME Y02669 USED DURING THIS Y02669 ACCT PERIOD. Y02669	
128	(80)	ADDRESS	4	LWASTCB	TCB ADDR IKJEFLA Y02669	
132	(84)	CHARACTER	8	LWADEST2	USERID FOR SYSOUT- Y02664 TO REMOTE ENTRY- Y02664 STATION. Y02664	
140	(8C)	ADDRESS	4	LWAGBWKA	POINTER TO WORK Y02669 AREA FOR IKJEFLGB Y02669	
144	(90)	ADDRESS	4	LWASWKA	POINTER TO WORK Y02669 AREA FOR IKJEFLS Y02669	
148	(94)	ADDRESS	4	LWAXXXX	AREA RESERVED FOR TSO SESSON MGR	
152	(98)	ADDRESS	4	LWASPF	POINTER TO WORK AREA FOR SPF	
156	(9C)	ADDRESS	4	LWATCB02	POINTER TO TCB FOR IKJEFT02	
160	(A0)	ADDRESS	4	LWASVAL	POINTER TO I/O SERVICES STACK VALIDATION TABLE	
		1... ....		LWASER	STACK TABLE SERIALIZATION BIT	
164	(A4)	ADDRESS	4	LWASRWA	POINTER TO SERVIC ROUTINE WORK AREA	
168	(A8)	ADDRESS	4	LWATAP	TABLE OF AUTHORIZED PROGRAMS SUPPORTED BY THE TSO SERVICE FACILITY	
172	(AC)	ADDRESS	4	LWALACT	OFFSET ACCT OFFSET BLOCK	
176	(B0)	ADDRESS	4	LWALPRC	OFFSET PROC NAME OFFSET BLOCK	
180	(B4)	SIGNED	4	LWALRGN	LOGON REGION SIZE	
184	(B8)	SIGNED	2	LWALPGN	PERFORMANCE GROUP	
186	(BA)	CHARACTER	80	LWALGCMD	LOGON COMMAND	
266	(10A)	BIT(8)	1	LWAFSG5	LOGON INDICATORS	
		1... ....		LWALPA	IKJEFLPA IS IN CONTROL	
		.1.. ....		LWALJA	IKJEFLJA IS IN CONTROL	
		..1. ....		LWALJH	IKJEFLJH IS IN CONTROL	
		...1 ....		LWALJU	IKJEFLJU IS IN CONTROL	
		.... 1...		LWALIO	IKJEFLIO IS IN CONTROL	
		.... .1..		LWACHECK	FLE detected bad UADS	
		.... ..1.		LWATSOGR	Indicates TSO/GR path of "Reconnect in use"	
		.... ...1		LWAWBSPF	Running under a web client	
267	(10B)	BIT(8)	1	LWAFSG6	Flags for use by TSO/E	
		1... ....		LWAWBHID	Hidden text mode in a web client	
268	(10C)	ADDRESS	4	LWATMPW3	PTR TO TMP WORK AREA 3	
272	(110)	CHARACTER	392	LWASRWAA	SRWA AREA	

Comment

DECLARE -  
ADDRESSES OF DYNAMIC AREAS IN THE SRWA.

End of Comment

272	(110)	ADDRESS	4	LWAEFT30	PTR TO IKJEFT30 STORAGE
276	(114)	ADDRESS	4	LWAEFT40	PTR TO IKJEFT40 STORAGE
280	(118)	ADDRESS	4	LWAEFT45	PTR TO IKJEFT45 STORAGE
284	(11C)	ADDRESS	4	LWAEFT52	PTR TO IKJEFT52 STORAGE
288	(120)	ADDRESS	4	LWAEFT53	PTR TO IKJEFT53 STORAGE
292	(124)	ADDRESS	4	LWARSV1	RESERVED FOR FUTURE USE
296	(128)	ADDRESS	4	LWAEFT55	PTR TO IKJEFT55 STORAGE
300	(12C)	ADDRESS	4	LWAEFT56	PTR TO IKJEFT56 STORAGE
304	(130)	ADDRESS	4	LWARBBMC	PTR TO IKJRBBMC STORAGE
308	(134)	ADDRESS	4	LWACT440	PTR TO IKJCT440 STORAGE

Comment

DECLARE -  
ADDRESSES OF THE COMMAND AND PROGRAM TABLES.  
TO ADDRESS THE FIRST COMMAND OR PROGRAM  
ENTRY OF ANY OF THE FOLLOWING TABLES,  
YOU MUST ADD A DISPLACMENT OF 16 TO THE  
POINTER.

End of Comment

312	(138)	ADDRESS	4	LWATNS	PTR TO IKJEFTNS
-----	-------	---------	---	--------	-----------------

Offsets					
Dec	Hex	Type	Len	Name (Dim)	Description
316	(13C)	ADDRESS	4	LWATE2	PTR TO IKJEFTE2
320	(140)	ADDRESS	4	LWATE8	PTR TO IKJEFTE8
					Comment
DECLARE - ADDRESSES OF LAR SAVEAREAS IN THE SRWA.					
					End of Comment
324	(144)	UNSIGNED	4	LWAICONS	CONSOLE ID OF COMMAND ISSUER
328	(148)	CHARACTER	8	LWAICART	CART FOR THE COMMAND
336	(150)	ADDRESS	4	LWASTCK	
					Comment
ADDRESS OF STACK LAR SAVEAREA					
					End of Comment
340	(154)	ADDRESS	4	LWAPUTL	
					Comment
ADDRESS OF PUTLINE LAR SAVEAREA					
					End of Comment
344	(158)	ADDRESS	4	LWAPTGT	
					Comment
ADDRESS OF PUTGET LAR SAVEAREA					
					End of Comment
348	(15C)	ADDRESS	4	LWAGETL	
					Comment
ADDRESS OF GETLINE LAR SAVEAREA					
					End of Comment
352	(160)	ADDRESS	4	LWAC441	
					Comment
ADDRESS OF CLIST VARIABLE LAR SAVEAREA					
					End of Comment
356	(164)	ADDRESS	4	LWAPHAS2	
					Comment
ADDRESS OF CLIST PHASE2 WORKAREA					
					End of Comment
360	(168)	ADDRESS	4	LWARSV5	
					Comment
RESERVED FOR FUTURE USE					
					End of Comment
364	(16C)	ADDRESS	4	LWARSV6	

# LWA

Offsets		Type	Len	Name (Dim)	Description
Dec	Hex				
Comment					
RESERVED FOR FUTURE USE					
End of Comment					
368	(170)	ADDRESS	4	LWAIIOBUF	PTR TO I/O BUFFER USED BY LOGON FOR THE READING AND WRITING OF SYS1.UADS
372	(174)	CHARACTER	1	LWABLK	INDICATES WHICH BLOCK OF DATA IN SYS1.UADS THAT LWAIIOBUF POINTS TO
373	(175)	CHARACTER	3	LWARESV4	RESERVED
376	(178)	ADDRESS	4	LWALWC	POINTS TO LWC
380	(17C)	ADDRESS	4	LWAECSA	ECB POINTER FOR COMMUNICATION BETWEEN IKJEFLG (ATTENTION ROUTINE) AND OTHER MODULES
384	(180)	ADDRESS	4	LWACTDBC	POINTER TO SRWA
Comment					
STORAGE FOR IKJCTDBC					
End of Comment					
388	(184)	ADDRESS	4	LWARAP	POINTER TO THE TSO RACF PARAMETER LIST
392	(188)	ADDRESS	4	LWAEXITP	POINTER TO LOCAL EXITS/TABLES VECTOR
396	(18C)	SIGNED	4	LWAWHOIF	INDICATES WHO OBTAINED THE LOGON DEFAULT INFORMATION - LWAWHOXX FOR LIST OF CONSTANTS
400	(190)	CHARACTER	40	LWALACCT	ACCOUNT NUMBER USER LOGGED ON WITH
440	(1B8)	CHARACTER	8	LWALPROC	PROCEDURE NAME USER LOGGED ON WITH
448	(1C0)	BIT(8)	1	LWAFLAG1	CONTROL FLAGS
		1... ....		LWANOUA	1 - INDICATES THAT THE UADS DATA SET DOES NOT EXIST
		.1.. ....		LWAIPLWO	1 - INDICATES TO ISSUE WTO
		..1. ....		LWARECON	1 - LOGON RECONNECT SPECIFIED.
		...1 ....		LWARFLEA	1 - LOGON RECONNECT issued during line mode logon
		.... 1...		LWANETL	1 - No exits were found in STEPLIB or LINKLIST
		.... .1..		LWA622AB	1 - 622 abend occurred
		.... ..1.		LWANEWPW	1 - User specified new password
		.... ...1		LWANOLBC	1 - DDNAME SYSLBC was not found during LOGON
449	(1C1)	BIT(16)	2	LWAFLAG2	FOR FUTURE USE
451	(1C3)	BIT(8)	1	LWACTLS2	REMAINING CONTROL FLAGS FOR THE PRE-PROMPT EXIT
		1... ....		LWACMD	1 - INSTALLATION SUPPLIED A FIRST COMMAND
		.1.. ....		LWARBA	1 - INSTALLATION SUPPLIED AN RBA
		..1. ....		LWASECLB	1- EXIT SUPPLIED A SECLABEL
		...1 ....		LWACNPR	1 - INSTALLATION EXIT SUPPLIED CONSOLE PROFILE
		.... 1...		LWAPLANG	1- EXIT SUPPLIED A PRIMARY LANGUAGE
		.... .1..		LWASLANG	1- EXIT SUPPLIED A SECONDARY LANGUAGE
		.... ..1.		LWANOSAV	1- EXIT DOES NOT WANT FULL SCREEN FIELDS SAVED IN THE TSO SEGMENT
		.... ...1		*	RESERVED FOR USE BY FLD1 INSTALLATION EXIT INTER- FACES ONLY
452	(1C4)	ADDRESS	4	LWARTRAS	AUTHORIZED DYNAMIC STORAGE ADDR FOR EXIT ROUTER
I 456	(1C8)	SIGNED	4	LWAWBQID	Message queue for a web client
460	(1CC)	ADDRESS	4	LWASRWA1	POINTER TO THE KEY 1 AREA OF THE SRWA
I 464	(1D0)	UNSIGNED	4	LWACCSID	Code character set identifier needed for a web client
468	(1D4)	ADDRESS	4	LWADCBCT	NUMBER OF DCBS CURRENTLY OPEN
472	(1D8)	ADDRESS	4	LWAT441R	PTR TO IKJCT441 STORAGE
476	(1DC)	ADDRESS	4	LWARSV9	RESERVED FOR FUTURE USE
480	(1E0)	ADDRESS	4	LWARSV10	RESERVED FOR FUTURE USE
484	(1E4)	ADDRESS	4	LWAPROSP	ADDR of key 1 stack
488	(1E8)	ADDRESS	4	LWAPRMLB	PARMLIB FLAGS



Offsets		Type	Len	Name (Dim)	Description
Dec	Hex				
		1... ....		LWATAPST	1 - INDICATES TAP CAME FROM STEPLIB
		.1.. ....		LWATNSST	1 - INDICATES TNS CAME FROM STEPLIB
		..1. ....		LWATE2ST	1 - INDICATES TE2 CAME FROM STEPLIB
		...1 ....		LWATE8ST	1 - INDICATES TE8 CAME FROM STEPLIB
492	(1EC)	SIGNED	2	LWATAPLN	LENGTH OF TAP
494	(1EE)	SIGNED	2	LWATNSLN	LENGTH OF TNS
496	(1F0)	SIGNED	2	LWATE2LN	LENGTH OF TE2
498	(1F2)	SIGNED	2	LWATE8LN	LENGTH OF TE8
500	(1F4)	SIGNED	2	LWAGENER	PARMLIB GENERATION COUNT
502	(1F6)	CHARACTER	8	LWALSECL	SECLABEL
I 510	(1FE)	SIGNED	2	*	Doubleword boundary
I 512	(200)	CHARACTER	8	LWAWBCHR	Web client character data
I 512	(200)	CHARACTER	1	LWAWBLBR	Left bracket for web client
I 513	(201)	CHARACTER	1	LWAWBRBR	Right bracket in web client
I 514	(202)	CHARACTER	1	LWAWBDBQ	Double quote for web client
I 515	(203)	CHARACTER	1	LWAWBCMA	Comma for use in web client
I 516	(204)	CHARACTER	1	LWAWBCLN	Colon for use in web client
I 517	(205)	CHARACTER	1	LWAWBSLH	Backslash for web client
I 518	(206)	CHARACTER	1	LWAWBEQU	Equal sign for web client
I 519	(207)	CHARACTER	1	LWAWBSPC	Space for use in web client
520	(208)	ADDRESS	4	LWA00026	PTR TO IGX00026 STORAGE
524	(20C)	ADDRESS	4	LWA00027	PTR TO IGX00027 STORAGE
528	(210)	ADDRESS	4	LWACT429	PTR TO IKJCT429 STORAGE
532	(214)	ADDRESS	4	LWARSV11	RESERVED FOR FUTURE USE
536	(218)	ADDRESS	4	LWARSV12	RESERVED FOR FUTURE USE
540	(21C)	ADDRESS	4	LWASVTAD	ADDRESS OF STACK VALIDATION TABLE
544	(220)	ADDRESS	4	LWASTGST	JOBSTEP TCB STORAGE ADDRESS OF KEY 8 STORAGE STACK DATA AREA
548	(224)	ADDRESS	4	LWASTGEN	END ADDRESS OF KEY 8 STORAGE STACK STORAGE AREA
552	(228)	ADDRESS	4	LWACNCCB	POINTER TO THE CONSOLE CONTROL BLOCK (CNCCB)
556	(22C)	CHARACTER	24	LWACNPRF	CONSOLE PROFILE AT LOGON TIME
580	(244)	ADDRESS	4	LWATERM	PARAMETER RETURNED FROM GTTERM DURING LOGON
584	(248)	CHARACTER	8	LWATOKEN	Stack token value
592	(250)	ADDRESS	4	LWAADVLF	Points to ALTLIB and VLF segment
596	(254)	ADDRESS	4	LWAVCPPL	ADDRESS OF CPPL CREATED BY TSO ENV. SERVICE
600	(258)	ADDRESS	4	LWAVECBP	ADDRESS OF ECB CREATED BY TSO ENV. SERVICE
604	(25C)	ADDRESS	4	LWAVJST	ADDRESS OF JOBSTEP TCB THAT OWNS THE TSO ENV.
608	(260)	ADDRESS	4	LWAVFLGS	FLAGS FOR TSO ENVIRONMENT SERVICE
608	(260)	BIT(8)	1	*	
		1... ....		LWATSENV	INDICATES NON-TMP TSO CREATED
		.1.. ....		LWASYSIN	INDICATES SYSTSIN ALLOCATED BY IKJPCENV AS DUMMY
		..1. ....		LWASYSPR	INDICATES SYSTSPRT ALLOCATED BY IKJPCENV AS DUMMY
		...1 ....		LWAVBKGD	TSO ENVIRONMENT INITIALIZED WITH BACKGROUND MODE
		.... 1...		LWATE2LD	IKJEFT2 LOADED
		.... .1..		LWATE8LD	IKJEFT8 LOADED
		.... ..1.		LWATAPLD	IKJEFTAP LOADED
		.... ...1		LWATNSLD	IKJEFTNS LOADED
I 609	(261)	BIT(8)	1	LWACRID	Identifies who created this LWA
610	(262)	BIT(16)	2	*	Reserved
612	(264)	UNSIGNED	4	LWATSLEN	TSO TABLES LENGTH IF THEY WERE COPIED FROM STEPLIB
616	(268)	ADDRESS	4	LWATMPPB	ADDRESS OF TMP PLATFORM BLOCK
620	(26C)	ADDRESS	4	LWADYSEG	Address of the IKJDYSEG segment
624	(270)	ADDRESS	4	LWADTSEG	Pointer to the DT segment
628	(274)	ADDRESS	4	LWAISPDT	Pointer reserved for ISPF DT support.

## LWA Constants

Offsets					
Dec	Hex	Type	Len	Name (Dim)	Description
632	(278)	ADDRESS	4	LWAMSRM@	Address of IKJMSRM0 control Block
636	(27C)	ADDRESS	4	LWATSTTR	Address of SVQ (used by TEST command)
640	(280)	ADDRESS	4	LWAOTCB	Address of TCB that owns the storage for this LWA
644	(284)	ADDRESS	4	LWAFREE (5)	Reserved room for later use
664	(298)	CHARACTER	0	*	FORCE DOUBLEWORD BOUNDRY

## LWA Constants

Len	Type	Value	Name	Description
4	DECIMAL	664	LENLWA	LENGTH OF THE LWA
1	DECIMAL	60	LWALVTSO	INDICATE THIS IS LWA LEVEL TSO/E V2 R2
4	DECIMAL	0	LWAWHOIN	USED IN INITIALIZING THE LOGON DEFAULT INFORMATION
4	DECIMAL	10	LWAWHORA	RACF SUPPLIED THE LOGON DEFAULT INFORMATION
4	DECIMAL	20	LWAWHOUA	UADS SUPPLIED THE LOGON DEFAULT INFORMATION

Comment

Constants used to set LWACRID to identify who created the LWA.

End of Comment

1	DECIMAL	1	LWACRLGN	Created for LOGON by IKJEFLA1
1	DECIMAL	2	LWACRTMP	Created for Batch TMP by IKJEFTP1
1	DECIMAL	3	LWACRTSE	Created for TSO Environment Service by IKJPCENV
1	DECIMAL	4	LWACRPRM	Created for system PARMLIB command by IKJPRMLB
1	DECIMAL	5	LWACRP01	Created for PARMLIB running at IPL by IKJPRM01

Comment

DECLARE-  
LOGON VARIABLES

End of Comment

8	CHARACTER	SYSIKJUA	SYSIKJUA	Major name for ...
---	-----------	----------	----------	--------------------

Comment

DECLARE-  
MESSAGE NUMBERS

End of Comment

4	DECIMAL	15	MSG56413	RACINIT FAILED BY RACINIT
---	---------	----	----------	---------------------------

Comment

INSTALLATION EXIT RC=24

End of Comment

4	DECIMAL	13	MSG56414	NEW-PSWD FOR RACINIT INVALID
---	---------	----	----------	------------------------------

Comment

RC=16

End of Comment

4	DECIMAL	52	MSG56415	PSWD EXPIRED AND NO NEW-PSWD
---	---------	----	----------	------------------------------

Len	Type	Value	Name	Description
----- Comment -----				
RC=12				
----- End of Comment -----				
4	DECIMAL	53	MSG56416	RACINIT ERROR RC=XX
4	DECIMAL	54	MSG56417	GROUP NOT DEFINED TO USER
----- Comment -----				
RC=20				
----- End of Comment -----				
4	DECIMAL	55	MSG56419	GROUP, NEW PSWD IGNORED
----- Comment -----				
FOR NON RACF USER				
----- End of Comment -----				
4	DECIMAL	8	MSG56421	PSWD NOT AUTHORIZED RC= 8
4	DECIMAL	111	MSG56421X	PSWD NOT AUTHORIZED - new password reset
4	DECIMAL	51	MSG56425	RACINIT TEMPORARILY NOT
----- Comment -----				
ALLOWING USER TO LOGON RC=28				
----- End of Comment -----				
4	DECIMAL	56	MSG56426	GROUP/NEWPSWD IGNORED
----- Comment -----				
RACF NOT IN SYSTEM				
----- End of Comment -----				
----- Comment -----				
FOLLOWING MESSAGES ARE FOR RACF V2 8/30/76				
----- End of Comment -----				
4	DECIMAL	57	MSG56431	LOGON TERMINATED. NOT AUTH
----- Comment -----				
TO THIS TERMINAL				
----- End of Comment -----				
4	DECIMAL	58	MSG56432	RECONNECT REJECTED - NOT
----- Comment -----				
AUTHORIZED TO THIS TERMINAL				
----- End of Comment -----				
4	DECIMAL	59	MSG56433	OIDCARD IS NOT AUTHORIZED
4	DECIMAL	60	MSG56434	OIDCARD IS REQUIRED
4	DECIMAL	61	MSG56435	NOT A VALID OIDCARD
4	DECIMAL	62	MSG56436	LOGON TERMINATED- OIDCARD NOT

## LWA Constants

Len	Type	Value	Name	Description
-----				
-----  Comment  -----				
-----				
-----  SUPPORTED FOR THIS TERMIN TYPE  -----				
-----				
-----  End of Comment  -----				
4	DECIMAL	63	MSG56437	ENTER OIDCARD
4	DECIMAL	64	MSG56438	USE OF GROUP HAS BEEN REVOKED
4	DECIMAL	65	MSG56439	ENTER NEW GROUP NAME
4	DECIMAL	66	MSG56440	RECONNECT REJECTED- PSWD
-----				
-----  Comment  -----				
-----				
-----  INVALID FOR RACF  -----				
-----				
-----  End of Comment  -----				
4	DECIMAL	67	MSG56441	RECONNECT REJECTED- GROUP NOT
-----				
-----  Comment  -----				
-----				
-----  AUTHORIZED  -----				
-----				
-----  End of Comment  -----				
4	DECIMAL	68	MSG56442	RECONNECT REJECTED BY RACF
-----				
-----  Comment  -----				
-----				
-----  INSTALLATION EXIT  -----				
-----				
-----  End of Comment  -----				
4	DECIMAL	69	MSG56443	RECONNECT REJECTED- USER ACCESS@G32OPKU
-----				
-----  Comment  -----				
-----				
-----  REVOKED BY RACF  -----				
-----				
-----  End of Comment  -----				
4	DECIMAL	70	MSG56444	RECONNECT REJECTED- USE OF
-----				
-----  Comment  -----				
-----				
-----  GROUP HAS BEEN REJECTED  -----				
-----				
-----  End of Comment  -----				
4	DECIMAL	81	MSG610	RACF INACTIVE MESSAGE
4	DECIMAL	82	MSG611	TSOLOGON TERMINATED RACF ERROR
4	DECIMAL	84	MSG56488	USER ID NOT AUTHORIZED
4	DECIMAL	85	MSG56489	PERFORMANCE GROUP IS NOT DEFINED
4	DECIMAL	86	MSG56490	PERFORMANCE GROUP IS NOT AUTHORIZED
4	DECIMAL	87	MSG56493	RECONNECT FAIL - TERMINAL CAN NOT BE USED
4	DECIMAL	88	MSG56494	LOGON FAILED - TERMINAL CAN NOT BE USED
4	DECIMAL	89	MSG612	TSOLOGON TERMINATED USER XXX IS NOT DEFINED TO ANY PROCEDURE NAMES
4	DECIMAL	91	MSG613	TSOLOGON TERMINATED. RACHECK ERROR WHILE PROCESSING CLASS XXX, RETURN CODE XXX, REASON CODE XXX, USER XXX

Len	Type	Value	Name	Description
4	DECIMAL	94	MSG614	UPT MIGRATION FROM UADS TO RACF FAILED FOR XXXXXXXX, REASON CODE XXX
4	DECIMAL	95	MSG56498	RECONNECT FAILED - USER XXXXXXXX CAN NOT ACCESS SYSTEM AT THIS TIME
4	DECIMAL	96	MSG56499	LOGON FAILED - USER XXXXXXXX CAN NOT ACCESS SYSTEM AT THIS TIME
4	DECIMAL	97	MSG56471	Invalid SECLABEL

LWA Cross Reference

Name	Hex Offset	Hex Value	Name	Hex Offset	Hex Value
LWA	0		LWAFSRAC	39	01
LWAABCE	27		LWAFSTXT	3B	80
LWAABFLD	3A	80	LWAGBWKA	8C	
LWAACCT	14		LWAGENER	1F4	
LWAADVLF	250		LWAGETL	15C	
LWAAECB	24		LWAICART	148	
LWAAECBP	5C		LWAICONS	144	
LWAATR1	41	80	LWAILGN	3B	01
LWAATR2	41	40	LWAINX1	3B	02
LWABEND	41	02	LWAIobuf	170	
LWABLK	174		LWAIPLWO	1C0	40
LWABND	3A	01	LWAIspdt	274	
LWABUPT	41	10	LWAJJCL	40	02
LWACCSID	1D0		LWAJSEL	1C	
LWACHECK	10A	04	LWALA	38	80
LWACMD	1C3	80	LWALACCT	190	
LWACNCCB	228		LWALACT	AC	
LWACNPR	1C3	10	LWALB	38	40
LWACNPRF	22C		LWALC	38	20
LWACRID	261		LWALE	38	10
LWACTDBC	180		LWALEA	38	08
LWACTLS	40		LWALG	39	10
LWACTLS2	1C3		LWALGB	39	08
LWACT429	210		LWALGcmd	BA	
LWACT440	134		LWALGM	39	80
LWAC441	160		LWALH	38	02
LWADCBCt	1D4		LWALI	38	04
LWADeST	41	04	LWALIO	10A	08
LWADeST2	84		LWALJ	39	40
LWADISC	40	10	LWALJA	10A	40
LWADTSEG	270		LWALJH	10A	20
LWADYSEG	26C		LWALJU	10A	10
LWAEcBA	17C		LWALK	39	20
LWAEFT30	110		LWALL	38	01
LWAEFT40	114		LWALPA	10A	80
LWAEFT45	118		LWALPCNT	30	
LWAEFT52	11C		LWALPGN	B8	
LWAEFT53	120		LWALPRC	B0	
LWAEFT55	128		LWALPROC	1B8	
LWAEFT56	12C		LWALRGN	B4	
LWAElST	5C		LWALS	39	04
LWAEoEL	60	80	LWALSECL	1F6	
LWAEXITP	188		LWALTBC	3B	08
LWAFAIL	40	20	LWALWA	4	
LWAFLAG1	1C0		LWALWC	178	
LWAFLAG2	1C1		LWAMAIL	41	01
LWAFLGS	38		LWAMCK	3A	02
LWAFLGS4	3B		LWAMSRM@	278	
LWAFLGS5	10A		LWANAME	48	
LWAFLGS6	10B		LWANETL	1C0	08
LWAFREE	284		LWANeWPW	1C0	02
LWAFSLGN	39	02	LWANFSL	42	20

## LWA Cross Reference

Name	Hex Offset	Hex Value	Name	Hex Offset	Hex Value
LWANOLBC	1C0	01	LWASTGEN	224	
LWANONQ	41	08	LWASTGST	220	
LWANOPR	40	08	LWASUBC	42	04
LWANORDR	3B	40	LWASUBH	42	08
LWANOSAV	1C3	02	LWASUBM	42	02
LWANOTC	42	80	LWASVAL	A0	
LWANOUA	1C0	80	LWASVTAD	21C	
LWANQDQ	50		LWASWKA	90	
LWANUAD	40	04	LWASYSIN	260	40
LWANUADE	40	01	LWASYSR	260	20
LWAOID	42	40	LWATAP	A8	
LWAOTCB	280		LWATAPLD	260	02
LWAPASCB	10		LWATAPLN	1EC	
LWAPBCE	2B		LWATAPST	1E8	80
LWAPCK	3A	04	LWATCB02	9C	
LWAPDCB	34		LWATCON	78	
LWAPECB	28		LWATCON1	7C	
LWAPECBP	60		LWATCPU	68	
LWAPECT	20		LWATCPU1	6C	
LWAPHASE	3A	10	LWATERM	244	
LWAPHAS2	164		LWATEST	C	
LWAPLANG	1C3	08	LWATE2	13C	
LWAPPTR	0		LWATE2LD	260	08
LWAPRMLB	1E8		LWATE2LN	1F0	
LWAPROSP	1E4		LWATE2ST	1E8	20
LWAPSCB	18		LWATE8	140	
LWAPSW	3A	08	LWATE8LD	260	04
LWAPTGT	158		LWATE8LN	1F2	
LWAPTID	3C		LWATE8ST	1E8	10
LWAPUTL	154		LWATMPPB	268	
LWAQTIP	3B	20	LWATMPW3	10C	
LWARACF	3A	40	LWATNBT	3B	04
LWARACI	40	40	LWATNS	138	
LWARAP	184		LWATNSLD	260	01
LWARBA	1C3	40	LWATNSLN	1EE	
LWARBBMC	130		LWATNSST	1E8	40
LWARCDE	64		LWATOKEN	248	
LWARECON	1C0	20	LWATSENV	260	80
LWARESV4	175		LWATSLEN	264	
LWARFLEA	1C0	10	LWATSOG	10A	02
LWARNM	49		LWATSOLV	43	
LWARNML	48		LWATSRU	70	
LWARSV1	124		LWATSRU1	74	
LWARSV10	1E0		LWATSTTR	27C	
LWARSV11	214		LWAT441R	1D8	
LWARSV12	218		LWAUF	40	80
LWARSV5	168		LWAUNIT	41	20
LWARSV6	16C		LWAVBKGD	260	10
LWARSV9	1DC		LWAVCPPL	254	
LWARTCD	44		LWAVECBP	258	
LWARTRAS	1C4		LWAVFLGS	260	
LWASBCE	2F		LWAVJST	25C	
LWASECB	2C		LWAVTAM	3A	20
LWASECLB	1C3	20	LWAWBCHR	200	
LWASER	A0	80	LWAWBCLN	204	
LWASICSP	3B	10	LWAWBCMA	203	
LWASLANG	1C3	04	LWAWBDBQ	202	
LWASOUT	42	01	LWAWBEQU	206	
LWASPASS	42	10	LWAWBHID	10B	80
LWASPF	98		LWAWBLBR	200	
LWASRWA	A4		LWAWBQID	1C8	
LWASRWAA	110		LWAWBRBR	201	
LWASRWA1	1CC		LWAWBSLH	205	
LWASTCB	80		LWAWBSPC	207	
LWASTCK	150		LWAWBSPF	10A	01

<b>Name</b>	<b>Hex Offset</b>	<b>Hex Value</b>
LWAWHOIF	18C	
LWAXXXX	94	
LWA00026	208	
LWA00027	20C	
LWA622AB	1C0	04

**MSGTABLE**

## PROGRAMMING INTERFACE INFORMATION

**MSGTABLE**

End of PROGRAMMING INTERFACE INFORMATION

**MSGTABLE**

**Common Name:** TSO/E Message Issuer Parameter List  
**Macro ID:** IKJEFFMT  
**DSECT Name:** MSGTABLE, RET  
**Owning Component:** TSO/E Scheduler (28502)  
**Eye-Catcher ID:** None  
**Offset:** N/A  
**Subpool and Key:** Subpool 0 or 1 and key 1 or 8 (Residence - above 16M line)  
**Size:** MSGTABLE - 84 bytes  
RET - 1001 bytes  
**Created by:** Caller of IKJEFF02 message issuer service routine  
**Pointed to by:** Register 1  
**Serialization:** None  
**Function:** This control block describes a message being passed to IKJEFF02 message issuer service routine, which can issue the message as a WTO, write-to-programmer, or a TSO PUTLINE or PUTGET and/or return the message in caller supplied buffers. The message text must be in a CSECT pointed to by the MSGTABLE. The MSGTABLE also contains lengths and pointers to message inserts, the message identifier, and switches and pointers which control IKJEFF02's operation.

**Data Area Map**

Offsets					
Dec	Hex	Type	Len	Name (Dim)	Description
0	(0)	STRUCTURE	84	MSGTABLE	<<MESSAGE TABLE FOR IKJEFF02>> UNUSED FIELDS MUST BE ZEROED
0	(0)	ADDRESS	4	LISTPTR	POINTER TO MESSAGE DESCRIPTION SECTION OF PARAMETER LIST
4	(4)	ADDRESS	4	TMCTPTR	POINTER TO TMP'S TMCT CONTROL BLOCK (REQUIRED FOR PUTLINE OR PUTGET)
4	(4)	ADDRESS	4	MTCPL	(ALSO CALLED CPPL)
8	(8)	ADDRESS	4	ECBPTR	OPTIONAL PUTLINE/PUTGET ECB POINTER
12	(C)	ADDRESS	4	*	RESERVED FOR FUTURE USE
		1... ....		MTHIGH	CAN TURN ON FOR STANDARD LINKAGE
16	(10)	ADDRESS	4	MSGCSECT	<<MESSAGE DESCRIPTION SECTION STARTS HERE>> POINTER TO CSECT WITH CALLER'S MESSAGE TEXTS, BUILT WITH IKJTSMSG MACRO
20	(14)	ADDRESS	1	SW	FIRST BYTE OF SWITCHES
		1... ....		MTNOIDSW	ON IF PRINTING DATA (SEE IKJEFF02'S PROLOGUE FOR DETAILS)
		.1... ....		MTPUTLSW	ON IF ISSUE PUTLINE, NOT DEFAULT OF PUTGET. FOR PUTLINE, MESSAGE INSERTS FOR A SECOND LEVEL MESSAGE MUST BE LISTED BEFORE INSERTS FOR A FIRST LEVEL. PUTGET MESSAGES MUST HAVE A SECOND LEVEL.
		..1. ....		MTWTOSW	ON IF ISSUE MESSAGE AS A WTO WITH ROUTCDE=(2), DESC=(6). MESSAGE IS TRUNCATED IF IT EXCEEDS 124 CHARACTERS.



Offsets		Type	Len	Name (Dim)	Description
Dec	Hex				
		...1 ....		MTHESW	ON IF TRANSLATE NUMERIC INSERTS TO PRINTABLE HEX (X'VALUE'), NOT DECIMAL
		.... 1...		MTKEY1SW	ON IF DO MODESET TO KEY 0 BEFORE ISSUE A PUTLINE OR PUTGET, THEN RETURN TO KEY 1 (IF KEY 0 OR 8, DON'T NEED MODESET)
		.... .1..		MTJOBISW	ON IF COMPRESS BLANKS OUT OF XX(Y) TYPE INSERT
		.... ..1.		MTWTPSW	ON IF ISSUE MESSAGE AS A WRITE TO PROGRAMMER (WITH DESC=(7)). IF MESSAGE IS LONGER THAN 124 CHARACTERS, SEVERAL WTP'S ARE ISSUED.
		.... ...1		MTNHEXSW	ON IF TRANSLATE ALL NUMERIC INSERTS TO PRINTABLE DECIMAL (DEFAULT IS DECIMAL IF VALUE LESS THAN X'FFFF', OTHERWISE TRANSLATE TO PRINTABLE HEX)
21	(15)	ADDRESS	1	MTEXTRLN	LENGTH OF EXTRACT BUFFER - ACTS AS SWITCH TO INDICATE EXTRACT WANTED FOR FIRST LEVEL MESSAGE.
22	(16)	ADDRESS	1	MTEXTRL2	LENGTH OF EXTRACT BUFFER FOR SECOND LEVEL MESSAGE - ACTS AS SWITCH TO INDICATE EXTRACT WANTED FOR SECOND LEVEL MESSAGE.
23	(17)	ADDRESS	1	*	RESERVED
24	(18)	ADDRESS	1	MTSW2	SECOND BYTE OF SWITCHES
		1... ....		MT2OLDSW	ON IF MTOLDPTR POINTS TO SECOND LEVEL MESSAGE ALREADY IN PUTLINE /PUTGET O.L.D. FORMAT. IKJEFF02 WILL COPY IKJ MSG ID FROM FIRST LEVEL INTO FIRST SEGMENT OF SECOND LEVEL MESSAGE. (FOR TSO STATUS COMMAND.)
		.1.. ....		MTDOMSW	ON IF DELETE WRITE TO PROGRAMMER OR WTO MSGS FROM DISPLAY CONSOLE
		..1. ....		MTNOXQSW	ON IF OVERRIDE DEFAULT OF X' ' AROUND INSERTS CONVERTED TO PRINTABLE HEX
		...1 ....		MTNPLMSW	ON IF OVERRIDE DEFAULT OF WRITE TO PROGRAMMER ERROR MESSAGE IF PUTLINE FAILS
		.... 1...		MTPGMSW	ON IF WANT AN ERROR MESSAGE IF PUTGET FAILS
		.... .1..		MTEXTRCN	ON IF WANT EXTRACT PUT IN BUFFER AND CONTINUE TO ISSUE MESSAGE
		.... ..1.		MTFMT	ON IF WANT NEW 31-BIT FORMAT
		.... ...1		MTTRANS	ON IF WANT MESSAGE TRANSLATED
25	(19)	ADDRESS	3	*	RESERVED
28	(1C)	ADDRESS	4	MTOLDPTR	POINTS TO O.L.D. IF MT2OLDSW ON
32	(20)	ADDRESS	4	MTEXTRBF	AREA TO DESCRIBE BUFFER CONTAINING INFO FOR EXTRACT OF FIRST LEVEL MESSAGE

## Comments

PTR TO EXTRACT BUFFER SUPPLIED BY CALLER. THE MESSAGE IS RETURNED IN THE FORM 'LL00TEXT' WHERE LL IS THE LENGTH OF THE TEXT +4. IF THE CALLER'S BUFFER IS TOO SMALL, AS MUCH OF LL00TEXT IS MOVED AS POSSIBLE. THE CALLER MUST COMPARE MESSAGE SIZE WITH BUFFER SIZE TO KNOW IF MESSAGE HAS BEEN TRUNCATED.

End of Comments

# MSGTABLE

Offsets		Type	Len	Name (Dim)	Description
Dec	Hex				
36	(24)	ADDRESS	4	MTEXTRB2	AREA DESCRIBING BUFFER CONTAINING INFO FOR EXTRACT OF SECOND LEVEL MESSAGE.
<b>Comments</b>					
<p>PTR TO EXTRACT BUFFER, CALLER-SUPPLIED, FOR SECOND LEVEL MESSAGE. SEE MTEXTRBF FOR DESCRIPTION.</p> <p>IF THERE IS NO SECOND LEVEL MESSAGE, THE LENGTH FIELD OF THE SECOND BUFFER WILL BE ZERO ON RETURN TO CALLER.</p>					
<b>End of Comments</b>					
40	(28)	CHARACTER	4	MSGID	MESSAGE ID USED TO SEARCH FOR MESSAGE TEXT IN MESSAGE CSECT
44	(2C)	ADDRESS	4	MTREPLY	POINTER TO REPLY FROM PUTGET
44	(2C)	ADDRESS	4	RETMSG	FOR COMPATIBILITY WITH OLD NAME
48	(30)	CHARACTER	32	MTINSRTS	USE THIS NAME TO ZERO INSERT AREA. HAVE MAXIMUM OF 255 PARTS TO FIRST OR LATER LEVEL MESSAGE, BUT IF A MESSAGE LEVEL EXCEEDS 256 CHARACTERS, IT IS TRUNCATED. TRAILING BLANKS ARE DELETED FROM INSERTS. EXTRA INSERT FIELDS NEED NOT BE ZEROED. IF AN INSERT LENGTH (OR ADDRESS) FIELD IS ZERO, NO INSERT IS DONE FOR THE ENTRY, BUT FOLLOWING INSERTS ARE DONE.
48	(30)	ADDRESS 1... ....	4	L1 HIGHL1	LENGTH OF INSERT 1. MAXIMUM LENGTH IS 127. ON IF TRANSLATE FIRST 4 BYTES OF INSERT FORM HEX TO CHARACTER (IGNORE REST). SEE MTHEXSW.
52	(34)	ADDRESS	4	VAR1	ADDRESS OF INSERT1 -NOTE- INSERTS FOR 2ND LEVEL MSG MUST BE FIRST IF PUTLINE OR WTP
56	(38)	ADDRESS 1... ....	4	L2 HIGHL2	LEN OF INSERT2 BIT FOR INSERT2
60	(3C)	ADDRESS	4	VAR2	ADDR OF INSERT2
64	(40)	ADDRESS 1... ....	4	L3 HIGHL3	LEN OF INSERT3 BIT FOR INSERT3
68	(44)	ADDRESS	4	VAR3	ADDR OF INSERT3
72	(48)	ADDRESS 1... ....	4	L4 HIGHL4	LEN OF INSERT4 BIT FOR INSERT4
76	(4C)	ADDRESS	4	VAR4	ADDR OF INSERT4
80	(50)	ADDRESS	4	MSGRTN	MESSAGE ROUTINE ADDRESS - NOT USED BY IKJEFF02

<b>Comments</b>					
<p>IKJEFFMT - FORMAT OF REPLY FROM TSO USER</p> <p>NOTE:</p> <p>PARSE IS A BETTER INTERFACE TO USE FOR PROMPTING RATHER THAN THIS IKJEFF02 PUTGET INTERFACE. (IKJIDENT OR IKJKEYWORD/IKJNAME MACROS CAN BE USED TO DESCRIBE THE SYNTAX OF THE REQUIRED REPLY, AND THEN PARSE WILL DO ALL PROMPTING FOR INVALID REPLIES AND WILL ISSUE A MESSAGE IF IT IS UNABLE TO PROMPT.</p>					
<b>End of Comments</b>					

Offsets		Type	Len	Name (Dim)	Description
Dec	Hex				
0	(0)	STRUCTURE	1001	RET	MESSAGE REPLY BUF. IKJEFF02 OBTAINS THE BUFFER IN SUBPOOL 0 AND THE CALLER MAY FREE THIS BUFFER.
0	(0)	SIGNED	2	RETSIZE	BUFFER SIZE, INCLUDING THESE TWO BYTES
2	(2)	CHARACTER	999	RETCCHAR	REPLY TEXT FROM PUTGET. IKJEFF02 CONVERTS REPLY TO UPPER CASE.

### Cross Reference

Name	Hex Offset	Hex Value	Level
ECBPTR	8		2
HIGHL1	30	80	4
HIGHL2	38	80	4
HIGHL3	40	80	4
HIGHL4	48	80	4
LISTPTR	0		2
L1	30		3
L2	38		3
L3	40		3
L4	48		3
MSGCSECT	10		2
MSGID	28		2
MSGRTN	50		2
MSGTABLE	0		1
MTCPPL	4		3
MTDOMSW	18	40	3
MTEXTRBF	20		2
MTEXTRB2	24		2
MEXTRCN	18	04	3
MEXTRLN	15		2
MEXTRL2	16		2
MTFMT	18	02	3
MTHXSW	14	10	3
MTHIGH	C	80	3
MTINSRTS	30		2
MTJOBISW	14	04	3
MTKEY1SW	14	08	3
MTNHEXSW	14	01	3
MTNIDSW	14	80	3
MTNOXQSW	18	20	3
MTNPLMSW	18	10	3
MTOLDPTR	1C		2
MTPGMSW	18	08	3
MTPUTLSW	14	40	3
MTREPLY	2C		2
MTSW2	18		2
MTTRANS	18	01	3
MTWTOSW	14	20	3
MTWTPSW	14	02	3
MT2OLDSW	18	80	3
RET	0		1
RETCCHAR	2		2
RETMMSG	2C		3
RETSIZE	0		2
SW	14		2
TMCTPTR	4		2
VAR1	34		3
VAR2	3C		3
VAR3	44		3
VAR4	4C		3

## OUTCOMB

**Common Name:** Output Communications Table  
**Macro ID:** IKJOCMTB  
**DSECT Name:** OUTCOMB  
**Owning Component:** TSO/E Scheduler (28502)  
**Eye-Catcher ID:** None  
**Offset:** N/A  
**Subpool and Key:** Subpool 0 and Key 8  
**Size:** 312 bytes  
**Created by:** IKJCT466, IKJCT469, IKJCT472  
**Pointed to by:** OCMTBPTR  
**Serialization:** None  
**Function:** Contains information about output processing.

### Data Area Map

Offsets					
Dec	Hex	Type	Len	Name (Dim)	Description
0	(0)	STRUCTURE	312	OUTCOMTB	OUTPUT'S COMMUNICATIONS TABLE
0	(0)	ADDRESS	4	OUTCPPL	ADDR OF COPY OF CPPL
4	(4)	CHARACTER	1	OUTMSGID	ID OF MESSAGE FOR '67 TO WRITE
5	(5)	CHARACTER	1	OUTFLAGS	FLAGS REQUIRED IN 67
		1... ..		KEY1	RUNNING IN KEY 1 SUPR STATE
6	(6)	SIGNED	2	OUTRTCD	RETN CODE PASSED TO MSG WRITER
8	(8)	CHARACTER	8	OUTMACN	NAME OF SVC100'S FAILING MACRO
16	(10)	CHARACTER	8	OUTCMDNM	COMMAND NAME FROM ECT VIA SVC100
24	(18)	ADDRESS	4	OUTATTN	ECB, POSTED BY ATTENTION EXIT
		1... ..		*	RESERVED
		.1.. ..		POSTED	1 - POSTED BY EXIT
28	(1C)	CHARACTER	4	OUTEXTRA	FOR FUTURE USE (RESERVED)
32	(20)	CHARACTER	8	OUTEMPMN	TEMPNAME FOR PO DS
40	(28)	ADDRESS	4	OUTSOBH	ADDR OF SSOB HEADER
44	(2C)	ADDRESS	4	OUTSOBSO	ADDR OF SSSO CTL BLOCK
48	(30)	ADDRESS	4	OUTRPL	ADDR OF RPL
52	(34)	SIGNED	4	OUTRPLL	RPL LENGTH
56	(38)	ADDRESS	4	OUTACB	ADDR OF ACB, TO BE PUT IN RPL
60	(3C)	SIGNED	4	OUTACBL	ACB LENGTH
64	(40)	ADDRESS	4	OUTEMPSB	SAVE PTR TO SUBCMD FROM ATTN
68	(44)	CHARACTER	8	OUTHOLD	CURRENT RBA OF SYSOUT D.S.

### Comments

THESE FIELDS ARE USED TO MAINTAIN THE SYSOUT RBA  
 CORRESPONDING TO APPROXIMATELY 10 'PUT' LINES BACK. THIS IS  
 USED FOR RESUMING TERMINAL PRINTING (C HERE) AFTER AN  
 ATTENTION THUS MAKING UP FOR LOST TCAM BUFFERS. IT'S ALSO  
 USED FOR CHKPTING THE CURRENT SYSOUT DS AFTER AN ATTN/END,  
 ATTN/NEXT, OR TERMINATING ERROR.

### End of Comments

76	(4C)	CHARACTER	8	OUTBKNEW	RBA OF SYSOUT CORRESPONDING TO THE LATEST 10TH RCD PUT. IT'S UPDATED EVERY 10 'PUTS'
84	(54)	CHARACTER	8	OUTBKAPX	RBA OF SYSOUT CORRESPONDING TO AT LEAST 10 'PUT' LINES BACK. IT'S SET EQUAL TO OUTBKNEW BEFORE OUTBKNEW IS UPDATED. THIS IS THE OFFICIAL RBA FOR CKPTING AND POINTING IN CERTAIN CASES.

Offsets					
Dec	Hex	Type	Len	Name (Dim)	Description
92	(5C)	SIGNED	4	OUTBKCNT	COUNT OF LINES 'PUT' SINCE LAST APPROXIMATION OF SYSOUT RBA
96	(60)	SIGNED	4	STRCTNUM	COUNTER FOR ELEMENT IN STRUCT
100	(64)	CHARACTER	20	O73PARM (2)	PARAMETERS FOR PRINT/SAVE IN '71
100	(64)	ADDRESS	4	OUTDCB	ADDR OF PRINT OR SAVE DCB
104	(68)	CHARACTER	8	PRINTDDN	DDNAME OF DATASET ALLOC BY '73
112	(70)	ADDRESS	4	OUTBUFA	ADDR OF BUFFER FOR '71'S 'PUT'
116	(74)	SIGNED	4	*	*
116	(74)	CHARACTER	1	*	RESERVED
		1... ....		*	RESERVED
		.1.. ....		DSALLOC	1 - DATASET ALLOCATED
		..1. ....		DSOPEN	1 - DATASET OPENED
		...1 ....		OUTRECV	1 - RECFMT IS VARIABLE FOR 'PUT'
		.... 1..		NEEDFREE	FREEMAIN NEEDED FOR 'PUT' BUF
		.... .1..		NEWDS	NEW DATASET ALLOCATED BY DAIR
		.... ..1.		NOMEMNAM	NO MEMBER NAME FOR PO DS
		.... ...1		OUTRECUN	1 - RECFMT IS UNDEFINED
118	(76)	SIGNED	2	OUTBUFL	LENGTH OF 'PUT' BUFFER
140	(8C)	ADDRESS	4	OUTRECA	ADDR SYSOUT RCD FOR '71 TO PUT
144	(90)	SIGNED	2	OUTRECL	LTH SYSOUT RCD FOR '71 TO PUT
146	(92)	CHARACTER	2	OUTKEYWD	FLAGS FOR KEYWORDS ENTERED
		1... ....		PAUSE	1 - 'PAUSE' WAS ENTERED
		.1.. ....		HOLD	1 - 'HOLD' WAS ENTERED
		..1. ....		HERE	1 - 'HERE' WAS ENTERED
		...1 ....		BEGINKW	1 - 'BEGIN' WAS ENTERED
		.... 1..		NEXT	1 - 'NEXT' WAS ENTERED
		.... .1..		DELETE	1 - 'DELETE' WAS ENTERED
		.... ..1.		PRINT	1 - 'PRINT' WAS ENTERED
		.... ...1		NEWCLASS	1 - 'NEWCLASS' WAS ENTERED
		1... ....		KEEP	1 - 'KEEP' WAS ENTERED
		.1.. ....		DEST	1 - 'DEST' WAS ENTERED
		..1. ....		SUBCONT	1 - 'CONTINUE' WAS ENTERED
		...1 ....		SUBHERE	1 - 'HERE' WAS ENTERED
		.... 1..		SUBBEGN	1 - 'BEGIN WAS ENTERED
		.... .1..		SUBNEXT	1 - 'NEXT' WAS ENTERED
148	(94)	BITSTRING	2	OUTSW	INTER-MODULE SWITCHES
		1... ....		SUBSYS	SUBSYSTEM OPEN FOR PROCESSING
		.1.. ....		SUBCMODE	1 - IN SUBCOMMAND MODE
		..1. ....		UNALCALL	1 - IKJCT473 IS BEING CALLED FOR CLOSE/UNALLOCATION ONLY
		...1 ....		ENDSW	1 - QUIT COMMAND DUE TO 'END'
		.... 1..		ERROR	1 - QUIT CMD DUE TO CRITICAL ERROR
		.... .1..		ENDKEEP	SET TO OVERRIDE NOKEEP ON CMD IF END SUBCMD IN MIDDLE OF PROCESSING
		.... ..1.		NOWORK	NO MORE JOBS OR CLASSES TO PROCESS
		.... ...1		HASPABND	ABEND IN HASP
		1... ....		SYNADERR	SYNAD ERROR OCCURRED
		.1.. ....		OPENED	SYSOUT DATASET OPENED
		..1. ....		NONTERM	1 - CLIST ISSUING CMDS
		...1 ....		WORKDONE	1 - IF ANY ACTION TAKEN FOR A JOB / CLASSLIST
		.... 1..		ENDLIST	LAST CALL FOR A GIVEN JOBNAME IF DELETING OR ROUTING
150	(96)	BITSTRING	1	OUTIDSSW	INPUT (SYSPPOOL) DATA SET FLAGS
		1... ....		POINT	1 - DO A POINT BEFORE NEXT GET
		.1.. ....		*	RESERVED
		..1. ....		*	RESERVED
		...1 ....		EODSW	EOD REACHED
		.... 1..		TERM	1 - PRINT( ) WAS ENTERED
		.... .1..		ALLOC	INDICATE SYSOUT HAS BEEN ALLOC
		.... ..1.		INTRPMSG	NEED MSG - INTERRUPTED OUTPUT RESUMED
		.... ...1		*	RESERVED
152	(98)	ADDRESS	4	OUTDARB	ADDR OF DYNALLOC REQ BLK FOR '67
156	(9C)	ADDRESS	4	OUTDAIR	PTR TO DAIR PARM LIST FOR '67
160	(A0)	ADDRESS	4	OUTPDL	ADDR OF COMMAND PDL

## OUTCOMB

Offsets							
Dec	Hex	Type	Len	Name (Dim)	Description		
164	(A4)	ADDRESS	4	OUTXMSG	ADDR OF USER SUPPLIED MSG		
164	(A4)	ADDRESS	4	OUTSYNMS	ADDR SYNAD MSG		
168	(A8)	ADDRESS	4	OUTXRPLY	ADDR OF REPLY TO USER MSG		
172	(AC)	ADDRESS	4	OUTTCBH	ADDR OF THE 'HELP' TCB		
176	(B0)	ADDRESS	4	OHELPECB	ADDR OF HELP ECB		
180	(B4)	ADDRESS	4	OUTSBPDL	ADDR OF SUBCOMMAND PDL		
184	(B8)	ADDRESS	4	OUTSBBUF	ADDR OF SUBCOMMAND BUFFER		
188	(BC)	ADDRESS	4	OUTSTAE (2)	SAVE R13, R14 IN ESTAE EXIT		
196	(C4)	SIGNED	4	OUTWORK (12)	MISC WORK AREA		
244	(F4)	CHARACTER	8	CLASBUFF	0 OR 1 CLASS FOR PRINT OR 0 - 8 CLASSES FOR DELETE OR ROUTING		
252	(FC)	CHARACTER	8	OSYSODDN	SYSOUT DDNAME		
260	(104)	CHARACTER	16	OUTPLIST	PTRS FOR THE SECURITY EXIT		
260	(104)	ADDRESS	4	OUTCPDE1	FIRST CLASS PDE ON CHAIN		
264	(108)	ADDRESS	4	OPRDSPDE	ADDR OF THE 'PRINT' PDE		
268	(10C)	ADDRESS	4	ONEWCPDE	ADDR OF THE 'NEWCLASS' PDE		
272	(110)	ADDRESS	4	ODESTPDE	ADDR OF THE 'DEST' PDE		
276	(114)	ADDRESS	4	OUTJBPDE	ADDR OF THE 'JOBNAME' PDE		
280	(118)	ADDRESS	4	OUTCLPDE	ADDR OF 1ST 'CLASS' PDE		
284	(11C)	ADDRESS	4	OSVDPDE	ADDR 'SAVE DATASET' PDE		
288	(120)	ADDRESS	4	EWAPTR	PTR TO ESTAE WORK AREA		
292	(124)	ADDRESS	4	IOPLPTR	ADDR OF IOPL		
296	(128)	CHARACTER	16	IOPLAREA	IOPL CONTIG. TO OUTCOMTB		

## Cross Reference

Name	Hex Offset	Hex Value	Level	Name	Hex Offset	Hex Value	Level
ALLOC	96	04	3	OUTATTN	18		2
BEGINKW	92	10	3	OUTBKAPX	54		2
CLASBUFF	F4		2	OUTBKCNT	5C		2
DELETE	92	04	3	OUTBKNEW	4C		2
DEST	93	40	3	OUTBUFA	70		3
DSALLOC	75	40	4	OUTBUFL	76		4
DSOPEN	75	20	4	OUTCLPDE	118		2
ENDKEEP	94	04	3	OUTCMDNM	10		2
ENDLIST	95	08	3	OUTCOMTB	0		1
ENDSW	94	10	3	OUTCPDE1	104		3
EODSW	96	10	3	OUTCPPL	0		2
ERROR	94	08	3	OUTDAIR	9C		2
EWAPTR	120		2	OUTDARB	98		2
HASPABND	94	01	3	OUTDCB	64		3
HERE	92	20	3	OUTEMPMN	20		2
HOLD	92	40	3	OUTEMPSB	40		2
INTRPMSG	96	02	3	OUTEXTRA	1C		2
IOPLAREA	128		2	OUTFLAGS	5		2
IOPLPTR	124		2	OUTHOLD	44		2
KEEP	93	80	3	OUTIDSSW	96		2
KEY1	5	80	3	OUTJBPDE	114		2
NEEDFREE	75	08	4	OUTKEYWD	92		2
NEWCLASS	92	01	3	OUTMACN	8		2
NEWDS	75	04	4	OUTMSGID	4		2
NEXT	92	08	3	OUTPDL	A0		2
NOMEMNAM	75	02	4	OUTPLIST	104		2
NONTERM	95	20	3	OUTRECA	8C		2
NOWORK	94	02	3	OUTRECL	90		2
ODESTPDE	110		3	OUTRECUN	75	01	4
OHELPECB	B0		2	OUTRECV	75	10	4
ONEWCPDE	10C		3	OUTRPL	30		2
OPENED	95	40	3	OUTRPLL	34		2
OPRDSPDE	108		3	OUTRTCD	6		2
OSVDPDE	11C		2	OUTSBBUF	B8		2
OSYSODDN	FC		2	OUTSBPDL	B4		2
OUTACB	38		2	OUTSOBH	28		2
OUTACBL	3C		2	OUTSOBSO	2C		2

Name	Hex Offset	Hex Value	Level
OUTSTAE	BC		2
OUTSW	94		2
OUTSYNMS	A4		3
OUTTCBH	AC		2
OUTWORK	C4		2
OUTXMSG	A4		2
OUTXRPLY	A8		2
O73PARM	64		2
PAUSE	92	80	3
POINT	96	80	3
POSTED	18	40	3
PRINT	92	02	3
PRINTDDN	68		3
STRCTNUM	60		2
SUBBEGN	93	08	3
SUBCMODE	94	40	3
SUBCONT	93	20	3
SUBHERE	93	10	3
SUBNEXT	93	04	3
SUBSYS	94	80	3
SYNADERR	95	80	3
TERM	96	08	3
UNALCALL	94	20	3
WORKDONE	95	10	3

# PGPB

## PGPB

### PROGRAMMING INTERFACE INFORMATION

#### PGPB

End of PROGRAMMING INTERFACE INFORMATION

## PGPB

**Common Name:** TSO/E PUTGET Parameter Block  
**Macro ID:** IKJPGPB  
**DSECT Name:** PGPB  
**Owning Component:** TSO/E Scheduler (28502)  
**Eye-Catcher ID:** None  
**Offset:** N/A  
**Subpool and Key:** Subpool 0 or 1 and key 0, 1 or 8  
**Size:** 16 bytes  
**Created by:** PUTGET list form or caller of PUTGET  
**Pointed to by:** IOPLIOPB  
**Serialization:** None  
**Function:** PUTGET options - pointer output line and pointer to returned buffer.

### Data Area Map

Offsets					
Dec	Hex	Type	Len	Name (Dim)	Description
0	(0)	STRUCTURE	16	PGPB	

### Comments

THE PUTGET PARAMETER BLOCK (PGPB) IS POINTED TO BY THE LIST PASSED TO PUTGET. PUTGET USES IT FOR CONTROL AS WELL AS RETURNING INFORMATION.

### End of Comments

0	(0)	CHARACTER	12	*	INTERNAL TO GETLINE/PUTLINE
12	(C)	ADDRESS	4	PGPBIBUF	PTR TO OBTAINED INPUT LINE



**PPL**

## PROGRAMMING INTERFACE INFORMATION

**PPL**

End of PROGRAMMING INTERFACE INFORMATION

**PPL**

**Common Name:** PARSE Parameter List  
**Macro ID:** IKJPPL  
**DSECT Name:** PPL  
**Owning Component:** TSO/E Scheduler (28502)  
**Eye-Catcher ID:** None  
**Subpool and Key:** Determined by caller  
**Size:** 32 bytes  
**Created by:** Caller of Parse  
**Pointed to by:** Register 1 on entry to parse  
**Serialization:** None  
**Function:** The PARSE parameter list is built by a command processor and passed to PARSE via Register 1.

**Data Area Map**

Offsets		Type	Len	Name (Dim)	Description
Dec	Hex				
0	(0)	STRUCTURE	32	PPL	

**Comments**

THE PARSE PARAMETER LIST (PPL) IS A LIST OF ADDRESSES PASSED FROM THE INVOKER TO PARSE VIA REGISTER 1

**End of Comments**

0	(0)	ADDRESS	4	PPLUPT	PTR TO UPT
4	(4)	ADDRESS	4	PPECT	PTR TO ECT
8	(8)	ADDRESS	4	PPECB	PTR TO CP'S ECB
12	(C)	ADDRESS	4	PPLPCL	PTR TO PCL
16	(10)	ADDRESS	4	PPLANS	PTR TO ANS PLACE
20	(14)	ADDRESS	4	PPLCBUF	PTR TO CMD BUFFER
24	(18)	ADDRESS	4	PPLUWA	PTR TO USER'S WORK AREA (FOR VALIDITY CK RTNS)
28	(1C)	ADDRESS	4	PPLVEWA	PTR TO USER'S WORK AREA FOR VERIFY EXITS

**PSCB**

## PROGRAMMING INTERFACE INFORMATION

**PSCB**

**Only** the following fields are part of the programming interface:

- PSCBATR2
- PSCBUPT

End of PROGRAMMING INTERFACE INFORMATION

**PSCB**

**Common Name:** TSO/E Protected Step Control Block  
**Macro ID:** IKJPSCB  
**DSECT Name:** PSCB  
**Owning Component:** TSO/E Scheduler (28502)  
**Eye-Catcher ID:** None  
**Subpool and Key:** Subpool 230 and key 1  
**Size:** 108 bytes  
**Created by:** IKJEFLA  
**Pointed to by:** JSCBPSCB field of the JSCB data area  
 LWAPSCB field of the LWA data area  
**Serialization:** None  
**Function:** Contains information from UADS, control bits, and accounting data for the userid.

**Data Area Map**

Offsets		Type	Len	Name (Dim)	Description
Dec	Hex				
0	(0)	STRUCTURE	108	PSCB	
0	(0)	CHARACTER	7	PSCBUSER	USERID PADDED RIGHT WITH BLANKS
7	(7)	ADDRESS	1	PSCBUSURL	LENGTH OF USERID
8	(8)	CHARACTER	8	PSCBGPNM	ESOTERIC GROUP NAME INIT BY LOGON USED BY DYNAMIC ALLOC WHEN UNITNAME NOT SPECIFIED BUT IS REQUIRED
16	(10)	CHARACTER	2	PSCBATR1	A 16 BIT STRING OF USER ATTRIBUTES
		1... ....		PSCBCTRL	OPERATOR COMMAND USER
		.1.. ....		PSCBACCT	ACCOUNT
		..1. ....		PSCBJCL	SUBMIT BITS
		...1 ....		PSCBVMNT	CNTL VOL MOUNT AUTH Y02669
		.... 1...		PSCBATTN	LINE DELETE CHAR IS ATTN Y02669
		.... .1..		PSCBRCVR	EDIT RECOVER/NORECOVER

NOTE-- BIT PSCBRCVR IS USED DIFFERENTLY  
 1 MEANS NO EDIT RECOVERY CAPABILITY  
 0 MEANS EDIT RECOVERY CAPABILITY

		.... ..1.		PSCBRRBA	REPLACE USER RBA AT LOGOFF TIME
		.... ...1		PSCBCNAU	CONSOLE authority
17	(11)	BITSTRING	1	*	Not used
18	(12)	CHARACTER	2	PSCBATR2	A 16 BIT STRING CONTAINING THE USERDATA FIELD
20	(14)	UNSIGNED	4	PSCBLTIM	DOUBLEWORD FOR LOGON Y02669
24	(18)	UNSIGNED	4	PSCBLT12	TIME IN STORE CLOCK Y02669 UNITS Y02669
28	(1C)	CHARACTER	1	PSCBSUBH	SUBMIT HOLD CLASS
29	(1D)	CHARACTER	1	PSCBSUBC	SUBMIT CLASS
30	(1E)	CHARACTER	1	PSCBSUBM	SUBMIT MSGCLASS
31	(1F)	CHARACTER	1	PSCBSOUT	SYSOUT CLASS
32	(20)	CHARACTER	1	*	RESERVED
33	(21)	CHARACTER	3	PSCBDRBA	ADDRESS OF USER MAIL DIRECTORY

Offsets					
Dec	Hex	Type	Len	Name (Dim)	Description
36	(24)	SIGNED	4	*	RESERVED
40	(28)	CHARACTER	8	PSCBDEST	DEST FOR SYSOUT Y02669 DATA SETS Y02669
48	(30)	ADDRESS	4	PSCBRLGB	PTR TO RELOGON BUFFER
52	(34)	ADDRESS	4	PSCBUPT	PTR TO USER PROFILE TABLE
56	(38)	SIGNED	2	PSCBUPTL	LENGTH OF UPT
58	(3A)	CHARACTER	1	PSCBCHAR	USER'S CHAR DELETE CHAR Y02669
59	(3B)	CHARACTER	1	PSCBLINE	USER'S LINE DELETE CHAR Y02669
60	(3C)	ADDRESS	4	PSCBRSZ	REGION SIZE REQUESTED IN 2K UNITS
64	(40)	CHARACTER	8	PSCBU	RESERVED FOR INSTALLATION USE
72	(48)	CHARACTER	12	PSCBEXWD	LOGON INSTALLATION EXIT USER WORD STRUCTURE
72	(48)	UNSIGNED	4	PSCBEXK	KEY OF USER WORD
76	(4C)	UNSIGNED	4	PSCBEXL	LENGTH OF USER WORD
80	(50)	ADDRESS	4	PSCBEXD	THE USER WORD
84	(54)	UNSIGNED	4	*	RESERVED
88	(58)	UNSIGNED	4	*	RESERVED
92	(5C)	UNSIGNED	4	*	RESERVED
96	(60)	UNSIGNED	4	*	RESERVED
100	(64)	UNSIGNED	4	*	RESERVED
104	(68)	CHARACTER	4	*	FORCE DOUBLE WORD BOUNDARY

**Cross Reference**

Name	Hex Offset	Hex Value	Level
PSCB	0		1
PSCBACCT	10	40	3
PSCBATR1	10		2
PSCBATR2	12		2
PSCBATTN	10	08	3
PSCBCHAR	3A		2
PSCBCNAU	10	01	3
PSCBCTRL	10	80	3
PSCBDEST	28		2
PSCBDRBA	21		2
PSCBEXD	50		3
PSCBEXK	48		3
PSCBEXL	4C		3
PSCBEXWD	48		2
PSCBGPNM	8		2
PSCBJCL	10	20	3
PSCBLINE	3B		2
PSCBLTIM	14		2
PSCBLTI2	18		2
PSCBRCLR	10	04	3
PSCBRLGB	30		2
PSCBRRBA	10	02	3
PSCBRSZ	3C		2
PSCBSOUT	1F		2
PSCBSUBC	1D		2
PSCBSUBH	1C		2
PSCBSUBM	1E		2
PSCBU	40		2
PSCBUPT	34		2
PSCBUPTL	38		2
PSCBUSER	0		2
PSCBUSRL	7		2
PSCBVMNT	10	10	3

**PTPB**

## PROGRAMMING INTERFACE INFORMATION

**PTPB**

End of PROGRAMMING INTERFACE INFORMATION

**PTPB****Common Name:** TSO/E PUTLINE Parameter Block**Macro ID:** IKJPTPB**DSECT Name:** PTPB**Owning Component:** TSO/E Scheduler (28502)**Eye-Catcher ID:** None**Offset:** N/A**Subpool and Key:** Subpool 0 or 1 and key 0, 1 or 8**Size:** 12 bytes**Created by:** PUTLINE List Form or caller**Pointed to by:** IOPLIOPB**Serialization:****Function:** The PTPB indicates the function requested by the caller to the PUTLINE service routine and returns output information to the caller.**Data Area Map**

Offsets		Type	Len	Name (Dim)	Description
Dec	Hex				
0	(0)	STRUCTURE	12	PTPB	

**Comments**

THE PUTLINE PARAMETER BLOCK (PTPB) IS POINTED TO BY THE PARAM. LIST PASSED TO PUTLINE. IT IS USED TO RETURN PERTINENT INFO. AS WELL AS CONTROL PUTLINE FUNCTIONS

**End of Comments**

0	(0)	CHARACTER	4	*	INTERNAL PUTLINE USAGE
4	(4)	ADDRESS	4	PTPBOPUT	ADDRESS OF OUTPUT LINE DESCRIPTOR OR DATA LINE
8	(8)	ADDRESS	4	PTPBFLN	PTR TO FORMATTED LINE RETURNED WHEN OUTPUT= ADDR,FORMAT) IS SPECIFIED

## R1BC

**Common Name:** TSO/E Broadcast Data Set Record 1  
**Macro ID:** IKJZT301  
**DSECT Name:** R1BC  
**Owning Component:** TSO/E Scheduler (28502)  
**Eye-Catcher ID:** None  
**Offset:** N/A  
**Subpool and Key:** Subpool 0 and key 8  
**Size:** 132 bytes  
**Created by:** TSO/E commands accessing the Broadcast Data Set  
**Pointed to by:** R1PTR  
**Serialization:** Enque by relative block address  
**Function:** Provides a mapping of the fields in the first record of the Broadcast Data Set.

### Data Area Map

Offsets						
Dec	Hex	Type	Len	Name (Dim)	Description	
0	(0)	ADDRESS	4	R1BCPTRP (0)	- SAME AS R1BCPTR BELOW	
0	(0)	BITSTRING	1	R1BCFLGS	- NOTICES FLAGS - NOT USED	
1	(1)	ADDRESS	3	R1BCPTR	- RELATIVE BLOCK ADDRESS (RBA) OF FIRST NOTICES DIRECTORY RECORD	
4	(4)	ADDRESS	4	R1USPTRP (0)	- SAME AS R1USPTR BELOW	
4	(4)	BITSTRING	1	R1USFLGS	- USER MAIL FLAGS - NOT USED	
5	(5)	ADDRESS	3	R1USPTR	- RBA OF FIRST USER MAIL DIRECTORY RECORD	
8	(8)	SIGNED	4	R1RECNUM	- TOTAL NO. OF RECORDS IN SYS1.BROADCAST DS	
12	(C)	SIGNED	2	R1BCMAX	- MAXIMUM BROADCAST MSG NO. - FROM MASTER SCHEDULER BASEA, BABC MAX	
14	(E)	CHARACTER	24	R1DSN	- DATA SET NAME IN EBCDIC = 'SYS1.BROADCAST DATA SET '	
38	(26)	CHARACTER	7	R1LEVEL	- LEVEL NO. = 'LEVEL N', WHERE 'N' IS A 1-DIGIT NUMBER	
45	(2D)	CHARACTER	1		RESERVED	
46	(2E)	CHARACTER	3	R1FRESRH	RBA OF FREE SEARCH RECORD	
52	(34)	SIGNED	4	R1GENNUM	GENERATION NUMBER FOR IN-STORAGE NOTICE TABLE	
56	(38)	CHARACTER	76		- RESERVED	

### Cross Reference

Name	Hex Offset	Hex Value	Level
R1BCFLGS	0		2
R1BCMAX	C		2
R1BCPTR	1		2
R1BCPTRP	0		2
R1DSN	E		2
R1FRESRH	2E		2
R1GENNUM	34		2
R1LEVEL	26		2
R1RECNUM	8		2
R1USFLGS	4		2
R1USPTR	5		2
R1USPTRP	4		2

**SSCS**

**Common Name:** SSOB Extension for Cancel/Status Function  
**Macro ID:** IEFSSCS  
**DSECT Name:** SSCS  
**Owning Component:** TSO/E Scheduler (28502)  
**Eye-Catcher ID:** None  
**Offset:** N/A  
**Subpool and Key:** User subpool and key  
**Size:** 20 bytes for SSOB plus 40 bytes  
**Created by:** IKJEFF54, IKJEFF49, IKJEFF52  
**Pointed to by:** SSOBINDV field of the SSOB data area  
**Serialization:** None  
**Function:** Parameter list for the subsystem interface.

**Data Area Map**

Offsets					
Dec	Hex	Type	Len	Name (Dim)	Description
0	(0)	STRUCTURE	40	SSCS	CANCEL/STATUS FUNCTION DEPENDENT SECTION
0	(0)	SIGNED	2	SSCSLEN	LENGTH OF SSCS
2	(2)	BITSTRING	1	SSCSFLGS	USER SELECTION FLAGS
		1... ....		SSCSUSID	USERID IS IN JOBNAME FIELD
		.1.. ....		SSCSCOUT	CANCEL THE JOBS OUTPUT Y02886
		..11 1111		*	RESERVED FLAGS
3	(3)	ADDRESS	1	SSCSULEN	USERID LENGTH
4	(4)	CHARACTER	8	SSCSJOB	JOB NAME
12	(C)	CHARACTER	8	SSCSJOBI	JOB ID OR BLANKS
20	(14)	SIGNED	2	SSCSDIMP	SET BY CALLER TO INDICATE SIZE OF ARRAY AVAIL. TO SUBSYS. TO STORE RESULTS IN
22	(16)	SIGNED	2	SSCSDIMR	SET BY SUBSYSTEM TO INDICATE IF NOT ENOUGH AVAILABLE

**Comments**

SSCSARRAY MAPS AN ELEMENT OF AN ARRAY GOTTEN BY THE CALLER FOR THE SUBSYSTEM TO RETURN RESULTS IN. IF MORE THAN ONE ELEMENT EXISTS, ADDRESSABILITY TO THIS ARRAY MUST BE UPDATED BY THE ELEMENT SIZE (SSCSELSZ). THE TOTAL ARRAY SPACE USED FOR JOB STATUS REPLIES FROM THE SUBSYSTEM (ARRAY ELEMENT SIZE IN BYTES TIMES THE NUMBER OF ELEMENTS) MUST BE INDICATED IN SSCSDIMR. MESSAGES MUST FOLLOW THE LAST SSCSARRAY ELEMENT USED FOR JOB STATUS.

**End of Comments**

24	(18)	CHARACTER	16	SSCSARRAY (1)	1 OR MORE AREAS GOTTEN BY THE CALLER, FOR THE SUBSYSTEM TO RETURN RESULTS IN (USED FOR STATUS ONLY)
24	(18)	CHARACTER	8	SSCSARID	JOB IDENTIFIER
32	(20)	BITSTRING	1	SSCSFLG1	SET BY SUBSYSTEM
		1... ....		SSCSJACT	JOB IS CURRENTLY ACTIVE (EXECUTING AFTER BEING GIVEN CONTROL BY THE INITIATOR)
		.1.. ....		SSCSEXCQ	JOB IS WAITING FOR EXECUTION (ON A PRE-EXECUTION QUEUE)
		..1. ....		SSCSOUTQ	JOB IS ON OUTPUT QUEUE
		...1 ....		SSCSHOLD	JOB IS HELD IN ITS CURRENT QUEUE
		.... 1..		SSCSSECL	JOB HAS A 2ND LEVEL MSG
		.... .1..		SSCSNJE	JOB ACTIVE IN NJE
		.... ..11		*	RESERVED

Offsets			Len	Name (Dim)	Description
Dec	Hex	Type			
33	(21)	CHARACTER	1	SSCSUJOB	JOBNAME CHARACTER RETURNED BY SYBSYSTEM FOR USERID AS JOBNAME RESERVED
34	(22)	CHARACTER	2	*	
36	(24)	ADDRESS	4	SSCSMPTR	POINTER TO MESSAGE RETURNED IN ARRAY

### Constants

Len	Type	Value	Name	Description
2	DECIMAL	2	SSOBCANC	FUNCTION ID TO CANCEL JOB
2	DECIMAL	3	SSOBSTAT	FUNCTION ID TO FIND THE STATUS OF A JOB

### Comments

CANCEL/STATUS RETURN CODES (SSOBRETN)

### End of Comments

4	DECIMAL	0	SSCSRTOK	CANCEL/STATUS COMPLETED
4	DECIMAL	4	SSCSNOJB	JOB NAME NOT FOUND
4	DECIMAL	8	SSCSBADI	INVALID JOBNAME/JOB ID COMBINATION
4	DECIMAL	12	SSCSNCAN	JOB NOT CANCELLED - DUPLICATE JOB NAMES AND NO JOB ID GIVEN
4	DECIMAL	16	SSCSMALL	STATUS ARRAY TOO SMALL
4	DECIMAL	20	SSCSOUTP	JOB NOT CANCELLED - JOB ON OUTPUT QUEUE
4	DECIMAL	24	SSCSYNTX	JOBID WITH INVALID SYNTAX FOR SUBSYSTEM YM06023
4	DECIMAL	28	SSCSICAN	INVALID CANCEL REQUEST - CANNOT CANCEL AN ACTIVE TSO USER OR STARTED TASK / TSO USERS MAY NOT CANCEL THE ABOVE JOBS UNLESS THEY ARE ON AN OUTPUT QUEUE YM06036

### Cross Reference

Name	Hex Offset	Hex Value	Level
SSCS	0		1
SSCSARAY	18		2
SSCSARID	18		3
SSCSAOUT	2	40	3
SSCSDIMP	14		2
SSCSDIMR	16		2
SSCSEXCCQ	20	40	4
SSCSFLGS	2		2
SSCSFLG1	20		3
SSCSHOLD	20	10	4
SSCSJACT	20	80	4
SSCSJOBI	C		2
SSCSJOBN	4		2
SSCSLEN	0		2
SSCSMPTR	24		3
SSCSNJEA	20	04	4
SSCSOUTQ	20	20	4
SSCSSECL	20	08	4
SSCSUJOB	21		3
SSCSULEN	3		2
SSCSUSID	2	80	3

**STPB**

## PROGRAMMING INTERFACE INFORMATION

**STPB**

End of PROGRAMMING INTERFACE INFORMATION

**STPB**

**Common Name:** TSO/E STACK Parameter Block  
**Macro ID:** IKJSTPB  
**DSECT Name:** STPB  
**Owning Component:** TSO/E Scheduler (28502)  
**Eye-Catcher ID:** None  
**Offset:** N/A  
**Subpool and Key:** Subpool 0 or 1 and key 1 or 8  
**Size:** 20 bytes  
**Created by:** Caller of IKJSTCK or STACKL form  
**Pointed to by:** STPLSTPB field of the STPL data area  
**Serialization:** None  
**Function:** STACK options and pointer to LSD.

**Data Area Map**

Offsets					
Dec	Hex	Type	Len	Name (Dim)	Description
0	(0)	STRUCTURE	24	STPB	
0	(0)	CHARACTER	4	*	FOR INTERNAL USE OF STACK
0	(0)	CHARACTER	1	*	INTERNAL USE ONLY
		1111 ....		*	INTERNAL USE ONLY
		.... 1...		SPBFLUSH	FLUSH ALL - IGNORE NOFLUSH
		.... .111		*	INTERNAL USE ONLY
4	(4)	ADDRESS	4	STPBALSD	ADDR OF (STORAGE) LSD
8	(8)	ADDRESS	4	STPBINDD	ADDR OF INPUT DDNAME
12	(C)	ADDRESS	4	STPBOTDD	ADDR OF OUTPUT DDNAME
16	(10)	ADDRESS	4	STPBMBRN	ADDR OF MEMBER NAME
20	(14)	ADDRESS	4	STPBECTA	ECT ADDRESS

**Cross Reference**

Name	Hex Offset	Hex Value	Level
SPBFLUSH	1	08	3
STPB	0		1
STPBALSD	4		2
STPBECTA	14		2
STPBINDD	8		2
STPBMBRN	10		2
STPBOTDD	C		2



**STPL**

## PROGRAMMING INTERFACE INFORMATION

**STPL**

End of PROGRAMMING INTERFACE INFORMATION

**STPL**

**Common Name:** TSO/E STACK Parameter List  
**Macro ID:** IKJSTPL  
**DSECT Name:** STPL  
**Owning Component:** TSO/E Scheduler (28502)  
**Eye-Catcher ID:** None  
**Offset:** N/A  
**Subpool and Key:** Subpool 0 or 1 and key 1 or 8  
**Size:** 16 bytes  
**Created by:** Caller of STACK  
**Pointed to by:** Register 1 on entry to IKJSTCK  
**Serialization:** None  
**Function:** Parameter list for IKJSTCK.

**Data Area Map**

Offsets		Type	Len	Name (Dim)	Description
Dec	Hex				
0	(0)	STRUCTURE	16	STPL	

**Comments**

THE STACK PARAMETER LIST (STPL) IS A LIST OF ADDRESSES PASSED FROM THE INVOKER TO STACK VIA REGISTER 1

**End of Comments**

0	(0)	ADDRESS	4	STPLUPT	PTR TO UPT
4	(4)	ADDRESS	4	STPLECT	PTR TO ECT
8	(8)	ADDRESS	4	STPLECB	PTR TO CP'S ECB
12	(C)	ADDRESS	4	STPLSTPB	PTR TO STACK PARM BLOCK

**TCOMTAB**

## PROGRAMMING INTERFACE INFORMATION

**TCOMTAB**

**Only** the following fields are part of the programming interface:

- INBUF
- TPLPTR
- TSTECT
- TSTUPT

End of PROGRAMMING INTERFACE INFORMATION

**TCOMTAB**

**Common Name:** Test Command Processor Communication Table  
**Macro ID:** TCOMTAB  
**DSECT Name:** TCOMTAB  
**Owning Component:** TSO/E TEST (28503)  
**Eye-Catcher ID:** TCOMTAB  
 Offset: 00  
 Length: 08

**Storage Attributes:** Main Storage: N/A  
 Virtual Storage: N/A  
 Auxiliary Storage: N/A  
 Subpool: 78  
 Key: 08  
 Data Space: none  
 Residency: above 16mB

**Size:** TCOMTAB 808 bytes  
 TCOM 816 bytes

**Created by:** IGC0009G on request by IKJEGINT  
**Pointed to by:** GPR 09  
**Serialization:** None

**Function:** This macro maps the TEST command processor communication table (TCOMTAB) used by all subcommand processors and service routines which make up the TSO/TEST command.

**Data Area Map**

Offsets		Type	Len	Name (Dim)	Description
Dec	Hex				
0	(0)	STRUCTURE	808	TCOMTAB	

Comment

THIS MACRO MAPS THE TEST COMMAND PROCESSOR COMMUNICATION TABLE (TCOMTAB) USED BY ALL SUBCOMMAND PROCESSORS AND SERVICE ROUTINES WHICH MAKE UP THE TSO/TEST COMMAND.

End of Comment

0	(0)	ADDRESS	4	ECBPP	PP DISPATCHABILITY ECB.
4	(4)	CHARACTER	16	ECBLIST	BEGINNING OF ECBLIST FOR WAIT.
4	(4)	ADDRESS	4	ECBTST	PTR TO TEST DISPATCHABILITY ECB.
8	(8)	ADDRESS	4	ECBTERM	PTR TO PP TERMINATION ECB.
12	(C)	ADDRESS	4	ECBTMPS	PTR TO STAE ECB.
16	(10)	ADDRESS	4	ECBTMPA	PTR TO ATTENTION ECB.

Offsets					
Dec	Hex	Type	Len	Name (Dim)	Description
20	(14)	ADDRESS	4	ECBLOG	PTR TO STOP/MODIFY ECB.
24	(18)	ADDRESS	4	TSTTCB	PTR TO THE TEST TCB.
28	(1C)	ADDRESS	4	PPTCB	PTR TO THE PROBLEM PROGRAM TCB.
32	(20)	ADDRESS	4	IBMCTAB	PTR to the IBM cmd table
36	(24)	ADDRESS	4	USRCTAB	PTR to the User cmd table
40	(28)	ADDRESS	4	OUTBUF	PTR TO GENERAL OUTPUT BUFFER.
44	(2C)	ADDRESS	4	BLDLAREA	ADDRESS OF BLDL ENTRY USED BY IKJEGINT AND IKJGLDR.
44	(2C)	ADDRESS	4	CONAREA	PTR TO OUTPUT AREA USED BY CONVERT RTN.
48	(30)	ADDRESS	4	WORKAREA	PTR TO GENERAL WORK AREA.
52	(34)	ADDRESS	4	REGSAVE1	PTR TO SAVE AREA FOR MAINLINE.
56	(38)	ADDRESS	4	REGSAVE2	PTR TO SAVE AREA FOR COMMANDS.
60	(3C)	ADDRESS	4	REGSAVE3	PTR TO SAVE AREA FOR VALIDITY CHECKERS.
64	(40)	ADDRESS	4	REGSAVE4	PTR TO SAVE AREA FOR IKJEGCVT.
68	(44)	ADDRESS	4	REGSAVE5	PTR TO SAVE AREA FOR IKJEGIO.
72	(48)	ADDRESS	4	REGSAVE6	PTR TO SAVE AREA FOR IKJEGSRH.
76	(4C)	SIGNED	2	TSTIODSL	LENGTH OF IKJEGIO DSNAME QUEUE ELEMENT
78	(4E)	SIGNED	2	TSTDABL	LENGTH OF DCB USED BY IKJEGIO
80	(50)	ADDRESS	4	TPLPTR	PTR TO TPL
84	(54)	SIGNED	2	TMPLL	LINE LENGTH
86	(56)	UNSIGNED	1	*	RESERVED SPACE
87	(57)	UNSIGNED	1	TSTESTRC	ESTAE ERROR RETURN CODE
88	(58)	ADDRESS	4	TSTWHR	PTR TO COMMAND LIB DCB.
92	(5C)	CHARACTER	16	PARMLIST	PARAM LIST FOR CALLING SERVICE ROUTINES.
92	(5C)	ADDRESS	4	TSTUPT	PTR TO UPT.
96	(60)	ADDRESS	4	TSTECT	PTR TO ECT.
100	(64)	ADDRESS	4	TSTCPECB	PTR TO CP ECB.
104	(68)	ADDRESS	4	TSTANSPL	ANSWER PLACE FOR PARSE SERVICE ROUTINE.
108	(6C)	ADDRESS	4	TSTVSMAD	ADDRESS OF AREA REQUIRED FOR VSMLIST INVOCATIONS
112	(70)	SIGNED	4	TSTVSM	LENGTH OF AREA PASSED TO VSMLIST
116	(74)	UNSIGNED	1	TSTRTYCD	SUBCOMMAND ID.
117	(75)	CHARACTER	1	TSTPSWCC	The problem programs CC
118	(76)	CHARACTER	2	*	Reserved Space
120	(78)	ADDRESS	4	INBUF	PTR TO BUFFER CONTAINING SUBCMD.
124	(7C)	ADDRESS	4	TSTIODSN	HEAD OF DSNAME CHAIN FOR IKJEGIO 'PRINT'.
128	(80)	ADDRESS	4	TSTIO	ENTRY POINT OF GET ROUTINE IKJEGIO.
132	(84)	CHARACTER	4	TSTFLGSX	WORD OF FLAGS FOR TEST
132	(84)	CHARACTER	1	TSTAMODE	TEST flags, used in part to indicate the AMode of a program

Note: TSTAMD64 and TSTAMD31 indicate an AMode as follows:

TSTAMD64	TSTAMD31	AMode
0	0	AMode24
0	1	AMode31
1	0	Invalid
1	1	AMode64

		1... ....		TSTAMD31	Bit 32 from the RBOPSW, used with TSTAMD64 to indicate the AMode of program
133	(85)	CHARACTER	1	TSTFLGSA	TEST Flags A
		1... ....		RUNSW2	RUN process complete
		.1.. ....		TSTLOOP	BIT TO INDICATE THAT IKJGLST IS VALIDITY CHECKING AN ADDRESS RANGE
		..1. ....		TREQACTV	APPC test request active
		...1 ....		TKEEPTP	whether to keep TP when test ends
		.... 1...		TSTAMD64	Bit 31 from the RBOPSW, used with TSTAMD31 to indicate the AMode of a program.
134	(86)	CHARACTER	1	TSTFLGSB	RESERVED FOR TEST FLAGS.
135	(87)	CHARACTER	1	TSTFLGSC	RESERVED FOR TEST FLAGS.
136	(88)	ADDRESS	4	ASMADOPP	Pointer to opcode service.
140	(8C)	ADDRESS	4	TSTCONVT	ENTRY POINT OF IKJEGCVT.
144	(90)	ADDRESS	4	TSTADDR	ENTRY POINT OF ADDRESS BUILD SUBROUTINE.

# TCOMTAB

Offsets					
Dec	Hex	Type	Len	Name (Dim)	Description
148	(94)	ADDRESS	4	TSTSTAE	ENTRY POINT OF STAE EXIT RTN (IKJEGSTA).
152	(98)	CHARACTER	4	TSTFLGS	NAME FOR 4 BYTES FLAGS
152	(98)	BITSTRING	1	TSTFLGS1	TEST FLAGS, BYTE 1.
		1... ....		PCHLSTVL	PATCH LIST SWITCH.
		.1.. ....		FORGOUSE	USED BY IKJEGGO ONLY
		..1. ....		TSTPRINT	PRINT SWITCH.
		...1 ....		TSTFIRST	FIRST TIME SWITCH.
		.... 1...		RANGESW	INDICATES PDE IS FOR ADDRESS RANGE.
		.... .1..		TSTBUILD	'AT' SWITCH FOR DEFER CHECK.
		.... ..1.		ENDSW	INDICATES 'END' TO MAINLINE.
		.... ...1		RUNSW	INDICATES 'RUN' TO MAINLINE.
153	(99)	BITSTRING	1	TSTFLGS2	TEST FLAGS, BYTE 2.
		1... ....		TSTLDF	IKJGLDF TASK-SWITCH INDICATOR.
		.1.. ....		TSTXCTL	STAE XCTL INDICATOR.
		..1. ....		TOFFDEF	NO ACTIVE BREAKPOINTS.
		...1 ....		TSTLDFX	ALET addr checking
		.... 1...		TADDRROUT	LOAD MODULE FOUND UNDER TCB.
		.... .1..		TWHRLoad	VALID LOAD MODULE CHECK.
		.... ..1.		TSTQUAL	QUALIFICATION IS IN PROCESS
		.... ...1		TMYIOMSG	IKJEGIO MESSAGE SWITCH.
154	(9A)	BITSTRING	1	TSTFLGS3	TEST FLAGS, BYTE 3.
		1... ....		TSTGOSW	SPECIAL BREAKPOINT TYPE SWITCH.
		.1.. ....		TSTSTAI	PROBLEM PROGRAM ABEND INDICATOR.
		..1. ....		SYMMESG	SYM 'NO DIAGNOSTIC' SWITCH.
		...1 ....		TCSECTCK	CSECT ONLY DEFER QUEUE CLEAR.
		.... 1...		TDUPNAME	DEFER QUEUE DUPLICATE NAME BIT.
		.... ..1.		TSTLINK	SUB-CMD 'LINK FAILED' INDICATOR.
		.... ...1		TSTHELP	INDICATES THAT A TSO COMMAND IS ATTACHED BY TEST
		.... ..1.		TSTTSOC	INDICATES THAT A TSO COMMAND IS ATTACHED BY TEST
		.... ...1		NOPARMS	INDICATES NO PARAMETERS WITH CMD.
155	(9B)	BITSTRING	1	TSTFLGS4	TEST FLAGS, BYTE 4.
		1... ....		TSTA	TEST'S INPUT IS NOT FROM A STACK.
		.1.. ....		TSTB	A STACKED TERMINAL ELEM. IS PRESENT
		..1. ....		TSTFLUSH	FORCE Tclearq AND POSSIBLE STACK FLUSH.
		...1 ....		TSTRERTN	A RETRY IS IN PROCESS.
		.... 1...		TSTESTAE	ESTAE IS INVOKING I/O FOR MESSAGE.
		.... ..1.		TSTSVCAB	SVC ABEND IS IN PROCESS
		.... ...1		TSTPERC	THIS RETRY ROUTINE WAS PERCOLLATED
		.... ...1		TSTVALCK	INDICATES PARSE VALIDITY CHECK IN PROCESS.
156	(9C)	ADDRESS	4	BREKTAB	PTR TO FIRST BREAK ELEMENT.
160	(A0)	ADDRESS	4	DEFERTAB	PTR TO DEFERRED CMD LIST.
164	(A4)	ADDRESS	4	PPLOAD	PTR TO CURRENT BASE FOR RELATIVES.
168	(A8)	ADDRESS	4	PPTEMP	TEMPORARY BASE FOR RELATIVES.
172	(AC)	ADDRESS	4	SUBCHAIN	PTR TO BREAKPOINT SUBCOMMAND CHAIN.
176	(B0)	UNSIGNED	4	TSTGO	RESUME ADDRESS AFTER BREAKPOINT.
176	(B0)	UNSIGNED	4	TSTGOPSW	SECOND WORD OF RBOPSW FIELD.
180	(B4)	UNSIGNED	1	TSTGOWCF	WAIT COUNT FROM RBWCF FIELD.
181	(B5)	BITSTRING	1	TSTFLGS5	TEST FLAGS, BYTE 5.
		1... ....		SKIPATTN	BYPASS ATTENTION PROCESSING
		.1.. ....		TSTNOALT	Suppress ALET on an address
		..1. ....		TSTALETY	ALET associated with address
		...1 ....		TSTMSGL2	Bypass message for next occurrence of conversion of an address in CVT
		.... 1...		TSTSYMAL	ALET Associated W/ symbol
		.... ..1.		TSTRESCC	Restore problem programs CC
		.... ...1		TSTFOUND	Command found flag
		.... ...1		TSTPARM	Parmlib support is enabled
182	(B6)	SIGNED	2	TSTSVC	AN SVC 97 INSTRUCTION (0A61).
184	(B8)	ADDRESS	4	PPRB	CURRENT PROBLEM PROGRAM RB ADDRESS.
188	(BC)	ADDRESS	4	TSTIODCB	PTR TO OPEN PRINT DCB.
192	(C0)	ADDRESS	4	CALLPARM	HEAD OF CHAIN FOR PARMS BUILT BY 'CALL'.
196	(C4)	ADDRESS	4	*	RESERVED SPACE

Offsets					
Dec	Hex	Type	Len	Name (Dim)	Description
200	(C8)	CHARACTER	8	INTSTDDN	DDNAME FOR DATA SET SPECIFIED ON THE TEST COMMAND - USED BY IKJEGINT AND IKJEGLDR.
200	(C8)	CHARACTER	8	TSTCURLD	CURRENTLY QUALIFIED LOAD NAME.
208	(D0)	CHARACTER	8	TERMDD	DDNAME FOR TERMINAL USED BY OS LOADER.
208	(D0)	CHARACTER	8	TSTCURCT	CURRENTLY QUALIFIED CSECT NAME.
216	(D8)	ADDRESS	4	TSTSYMBA	CURRENTLY QUALIFIED SYMBOLIC ADDR BASE.
220	(DC)	ADDRESS	4	TSSTRN	HEAD OF SAVE INFORMATION CHAIN.
224	(E0)	ADDRESS	4	SICHAIR	HEAD OF SYMBOL INFORMATION CHAIN.
228	(E4)	ADDRESS	4	TSTSYMWK	PTR TO SYMBOL PROCESSING WORK AREA.
232	(E8)	ADDRESS	4	SYMTABLE	PTR TO IN-CORE SYMBOL TABLE.
236	(EC)	UNSIGNED	4	PPEXIT	BREAKPOINT & EXIT SVC'S FOR PP TERM
236	(EC)	SIGNED	2	PPEXIT1	AN SVC 97 INSTRUCTION (0A61).
238	(EE)	SIGNED	2	PPEXIT2	AN SVC 3 INSTRUCTION (0A03).
240	(F0)	ADDRESS	4	TSTDCB	HEAD OF OVLY DCB CHAIN.
244	(F4)	ADDRESS	4	OPCODTAB	PTR TO TABLE OF VALID OPERATION CODES.
248	(F8)	ADDRESS	4	TSTOPCD2	PTR TO TABLE FOR TWO BYTE S/370 OPERATION CODES.
252	(FC)	ADDRESS	4	TSTCADDR	CURRENT ADDRESS BEING VALIDITY CHECKED BY IKJEGLST 'LSTBPT' ROUTINE
256	(100)	ADDRESS	4	TSTOPCD3	Address of E5 Opcode table
260	(104)	ADDRESS	4	TSTHTCB	POINTER TO THE TCB FOR AN ATTACHED TSO COMMAND.
260	(104)	ADDRESS	4	TSTOTCB	POINTER TO THE TCB FOR AN ATTACHED TSO COMMAND.
264	(108)	CHARACTER	8	TSTAQUAL	EBCDIC LOAD MODULE NAME.
272	(110)	ADDRESS	4	TSTAQEP	ENTRY POINT OF LOAD MODULE.
276	(114)	ADDRESS	4	TSTRSTRT	RESTART ADDRESS FOR STAE PROCESSING
280	(118)	ADDRESS	4	TSTRHRT	ADDRESS OF RESIDENT ADDRESS VALIDITY CHECK ROUTINE.
284	(11C)	CHARACTER	20	TSTSTAX	STAX PARAMETER LIST
304	(130)	SIGNED	4	TSTDSECB	TEST DISPATCHABILITY ECB.
308	(134)	CHARACTER	56	TSTMNLWK	WORK AREA FOR EXCLUSIVE

Comment

USE OF MNL

End of Comment

364	(16C)	CHARACTER	84	TSTIOPRM	IO PARAMETER BLOCK
448	(1C0)	CHARACTER	4	TSTSVCM1	SVC FIRST LEVEL MESSAGE NO.
452	(1C4)	CHARACTER	4	TSTSVCM2	SVC SECOND LEVEL MESSAGE NO.
456	(1C8)	ADDRESS	4	TSTOPCD4	ADDRESS OF A4 OPCODE TABLE
460	(1CC)	ADDRESS	4	TSTOPCD5	ADDRESS OF A5 OPCODE TABLE
464	(1D0)	ADDRESS	4	TSTOPCD6	ADDRESS OF A6 OPCODE TABLE
468	(1D4)	ADDRESS	4	ABNDTCB	ABENDING TCB ADDR
472	(1D8)	CHARACTER	56	TSTECTSV	ECT SAVE AREA.
528	(210)	ADDRESS	4	TSTOPCD7	ADDRESS OF E4 OPCODE TABLE
532	(214)	SIGNED	4	TSTVPARM	VECTOR FACILITY PARAMETERS
532	(214)	SIGNED	2	TSTVSS	VECTOR SECTION SIZE
534	(216)	SIGNED	2	TSTVPS	VECTOR PARTIAL SUM NUMBER
536	(218)	UNSIGNED	4	TSTALET1	ALET value for address
540	(21C)	UNSIGNED	4	TSTALET2	ALET value for second address of a range
544	(220)	CHARACTER	8	TSTMSGCD	Message code fields
544	(220)	UNSIGNED	4	TSTMSG1N	First level message number
548	(224)	UNSIGNED	4	TSTMSG2N	Second level message number
552	(228)	ADDRESS	4	TSTEGARM	Address of IKJEGARM
556	(22C)	ADDRESS	4	TSTEGCOM	Address of IKJEGCOM
560	(230)	ADDRESS	4	TSTEGAR1	Address of IKJEGAR1
564	(234)	ADDRESS	4	TSTEGAR2	Address of IKJEGAR2
568	(238)	ADDRESS	4	TSTEGAR3	Address of IKJEGAR3
572	(23C)	UNSIGNED	4	TSTGEN	Current Parmlib generation number
576	(240)	CHARACTER	19	TSTCBLK	Pseudo-command entry generated by last command scan
576	(240)	UNSIGNED	1	TSTCBCL	Length of command name = 8

## TCOMTAB

Offsets					
Dec	Hex	Type	Len	Name (Dim)	Description
577	(241)	CHARACTER	8	TSTCBCN	Storage for command name
585	(249)	UNSIGNED	1	TSTCBAL	Length of alias name = 0
586	(24A)	CHARACTER	8	TSTCBLN	Name of command load module
594	(252)	UNSIGNED	1	TSTCBCI	ID of command name
595	(253)	UNSIGNED	1	*	Reserved space
596	(254)	ADDRESS	4	TSTTSOCD	Pointer to local copy of IKJEGTCT
600	(258)	ADDRESS	4	TSTSUBCD	Pointer to local copy of IKJEGSCT
604	(25C)	UNSIGNED	2	TSTTSOLN	Length of local IKJEGTCT
606	(25E)	UNSIGNED	2	TSTSUBLN	Length of local IKJEGSCT
608	(260)	ADDRESS	4	TSTPDECM	PDE ptr returned from prompt
612	(264)	CHARACTER	4	TSTALERC	ALET addr check RC
616	(268)	CHARACTER	20	TSTS9G01	S9G macro workarea
636	(27C)	ADDRESS	4	REGSAVE7	Save area ptr
640	(280)	ADDRESS	4	REGSAVE8	Save area ptr
644	(284)	ADDRESS	4	REGSAVE9	Save area ptr
648	(288)	CHARACTER	48	TSTFTPRT	TEST Footprint Area
648	(288)	CHARACTER	24	TSTFTCUR	Current module
672	(2A0)	CHARACTER	24	TSTFTOLD	Previous module
696	(2B8)	ADDRESS	4	TSTOPCD8	Address of 01 OPcode table
700	(2BC)	CHARACTER	24	TSTFTTMP	Footprint Temporary Save
724	(2D4)	SIGNED	4	TSTECOMB	Exit Command buffer ptr
728	(2D8)	SIGNED	4	TSTESUBB	Exit SubCommand buffer ptr
732	(2DC)	CHARACTER	12	TSTUWENT	Exit Communication word entry
732	(2DC)	UNSIGNED	4	TSTUWKEY	Exit Communication word Key
736	(2E0)	UNSIGNED	4	TSTUWLEN	Exit Communication word Length
740	(2E4)	UNSIGNED	4	TSTUWORD	Exit Communication word Data
744	(2E8)	CHARACTER	12	TSTSWENT	Exit SubCmd UserWord Entry
744	(2E8)	UNSIGNED	4	TSTSWKEY	Exit SubCmd UserWord Key
748	(2EC)	UNSIGNED	4	TSTSWLEN	Exit SubCmd UserWord Len
752	(2F0)	UNSIGNED	4	TSTSWORD	Exit SubCmd UserWord Data
756	(2F4)	UNSIGNED	4	TSTORIGI	Original INBUF save area
760	(2F8)	ADDRESS	4	TSTCPAGE	CURRENT PAGE ADDRESS USED BY IKJEGLST 'LSTBPT' ROUTINE
764	(2FC)	CHARACTER	8	TCOMTPID	TPID for the TP being tested
772	(304)	ADDRESS	4	TSTMNLW2	ADDR of second part MNL workarea
776	(308)	CHARACTER	8	SMSPDSE	PDSE STARTD/ENDD Token
784	(310)	BITSTRING	1	TSTFLGS6	TEST flags, byte 6.
		1... ....		INITEINV	Initialization exit invokd
785	(311)	CHARACTER	3	*	Reserved Space
788	(314)	CHARACTER	20	*	Reserved space

Offsets					
Dec	Hex	Type	Len	Name (Dim)	Description
0	(0)	STRUCTURE	816	TCOM	NAME FOR TCOMTAB INCLUDING PREFIX
0	(0)	CHARACTER	8	TCOMPREF	TCOMTAB PREFIX
0	(0)	CHARACTER	8	TCOMID	TCOMTAB ID: 'TCOMTAB'
8	(8)	CHARACTER	808	*	TCOMTAB PROPER

## Constants

Len	Type	Value	Name	Description
4	DECIMAL	8	TCOMPREL	LENGTH OF TCOMTAB PREFIX
4	DECIMAL	816	TCOMLTH	LENGTH INCLUDING PREFIX AREA
1	BIT	11011111	TREQAOFF	

## Cross Reference

Name	Hex Offset	Hex Value	Name	Hex Offset	Hex Value
ABNDTCB	1D4		TCSECTCK	9A	10
ASMADOPP	88		TDUPNAME	9A	08
BLDLAREA	2C		TERMDD	D0	
BREKTAB	9C		TKEEPTP	85	10
CALLPARM	C0		TMPLL	54	
CONAREA	2C		TMYIOMSG	99	01
DEFERTAB	A0		TOFFDEF	99	20
ECBLIST	4		TPLPTR	50	
ECBLOG	14		TREQACTV	85	20
ECBPP	0		TSTA	9B	80
ECBTERM	8		TSTADDR	90	
ECBTMPA	10		TSTALERC	264	
ECBTMPS	C		TSTALETY	B5	20
ECBTST	4		TSTALET1	218	
ENDSW	98	02	TSTALET2	21C	
FORGOUSE	98	40	TSTAMD31	84	80
IBMCTAB	20		TSTAMD64	85	08
INBUF	78		TSTAMODE	84	
INITEINV	310	80	TSTANSPL	68	
INTSTDDN	C8		TSTAQEP	110	
NOPARMS	9A	01	TSTAQUAL	108	
OPCODTAB	F4		TSTB	9B	40
OUTBUF	28		TSTBUILD	98	04
PARMLIST	5C		TSTCADDR	FC	
PCHLSTVL	98	80	TSTCBAL	249	
PPEXIT	EC		TSTCBCI	252	
PPEXIT1	EC		TSTCBCL	240	
PPEXIT2	EE		TSTCBCN	241	
PPLOAD	A4		TSTCBLK	240	
PPRB	B8		TSTCBLN	24A	
PPTCB	1C		TSTCONVT	8C	
PPTEMP	A8		TSTCPAGE	2F8	
RANGESW	98	08	TSTCPECB	64	
REGSAVE1	34		TSTCURCT	D0	
REGSAVE2	38		TSTCURLD	C8	
REGSAVE3	3C		TSTDCB	F0	
REGSAVE4	40		TSTDCBL	4E	
REGSAVE5	44		TSTDSECB	130	
REGSAVE6	48		TSTECOMB	2D4	
REGSAVE7	27C		TSTECT	60	
REGSAVE8	280		TSTECTSV	1D8	
REGSAVE9	284		TSTEGARM	228	
RUNSW	98	01	TSTEGAR1	230	
RUNSW2	85	80	TSTEGAR2	234	
SICHAIN	E0		TSTEGAR3	238	
SKIPATTN	B5	80	TSTEGCOM	22C	
SMSPDSE	308		TSTESTAE	9B	08
SUBCHAIN	AC		TSTESTRC	57	
SYMMESG	9A	20	TSTESUBB	2D8	
SYMTABLE	E8		TSTFIRST	98	10
TADDROUT	99	08	TSTFLGS	98	
TCOM	0		TSTFLGSA	85	
TCOMID	0		TSTFLGSB	86	
TCOMPREF	0		TSTFLGSC	87	
TCOMTAB	0		TSTFLGSX	84	
TCOMTPID	2FC		TSTFLGS1	98	

# TCOMTAB

Name	Hex Offset	Hex Value	Name	Hex Offset	Hex Value
TSTFLGS2	99		TSTSWLEN	2EC	
TSTFLGS3	9A		TSTSWORD	2F0	
TSTFLGS4	9B		TSTSYMAL	B5	08
TSTFLGS5	B5		TSTSYMBA	D8	
TSTFLGS6	310		TSTSYMWK	E4	
TSTFLUSH	9B	20	TSTS9G01	268	
TSTFOUND	B5	02	TSTTCB	18	
TSTFTCUR	288		TSTTRN	DC	
TSTFTOLD	2A0		TSTTSOC	9A	02
TSTFTPRT	288		TSTTSOCD	254	
TSTFTTMP	2BC		TSTTSOLN	25C	
TSTGEN	23C		TSTUPT	5C	
TSTGO	B0		TSTUWENT	2DC	
TSTGOPSW	B0		TSTUWKEY	2DC	
TSTGOSW	9A	80	TSTUWLEN	2E0	
TSTGOWCF	B4		TSTUWORD	2E4	
TSTHELP	9A	02	TSTVALCK	9B	01
TSTHTCB	104		TSTVPARAM	214	
TSTIO	80		TSTVPS	216	
TSTIODCB	BC		TSTVSMAD	6C	
TSTIODSL	4C		TSTVSML	70	
TSTIODSN	7C		TSTVSS	214	
TSTIOPRM	16C		TSTWHR	58	
TSTLDF	99	80	TSTXCTL	99	40
TSTLDFX	99	10	TWHRLOAD	99	04
TSTLINK	9A	04	USRCTAB	24	
TSTLOOP	85	40	WORKAREA	30	
TSTMNLWK	134				
TSTMNLW2	304				
TSTMSGCD	220				
TSTMSG2	B5	10			
TSTMSG1N	220				
TSTMSG2N	224				
TSTNOALT	B5	40			
TSTOPCD2	F8				
TSTOPCD3	100				
TSTOPCD4	1C8				
TSTOPCD5	1CC				
TSTOPCD6	1D0				
TSTOPCD7	210				
TSTOPCD8	2B8				
TSTORIGI	2F4				
TSTOTCB	104				
TSTPARAM	B5	01			
TSTPDECM	260				
TSTPERC	9B	02			
TSTPRINT	98	20			
TSTPSWCC	75				
TSTQUAL	99	02			
TSTRERTN	9B	10			
TSTRESCC	B5	04			
TSTRSTRT	114				
TSTRTYCD	74				
TSTSRHRT	118				
TSTSTAE	94				
TSTSTAI	9A	40			
TSTSTAX	11C				
TSTSUBCD	258				
TSTSUBLN	25E				
TSTSVC	B6				
TSTSVCAB	9B	04			
TSTSVCM1	1C0				
TSTSVCM2	1C4				
TSTSWENT	2E8				
TSTSWKEY	2E8				



# TIB

**Common Name:** TMP Interface Block  
**Macro ID:** IKJTIB  
**DSECT Name:** TIB  
**Owning Component:** TSO/E Scheduler (28502)  
**Eye-Catcher ID:** TIB  
**Offset:** Offset 0 and length 4  
**Subpool and Key:** Subpool 230 and key 1  
**Size:** 112 bytes  
**Created by:** IKJEFT02 for an authorized command  
 IGX00023 for the TSO/E service facility  
 Internal TSO routines using the TSO/E service facility interface  
**Pointed to by:** IKJTMP3, TMP3TIBQ LIFO queue chained by TIBCHAIN  
**Serialization:** Needed to change TIBCHAIN - ENQ/DEQ, Major Name = SYSZTSOE,  
 Minor Name = TCBAxxxx where xxxx = the active T02's TCB address at  
 the time of the parallel service request. (Obtain from TMP3AT02).  
**Function:** The TIB represents a request to the TMP to process a command or program while the  
 requesting task structure is non-dispatchable and I/O is quiesced.

## Data Area Map

Offsets					
Dec	Hex	Type	Len	Name (Dim)	Description
0	(0)	STRUCTURE	160	TIB	
0	(0)	CHARACTER	4	TIBTIB	ACRONYM IN EBCDIC 'TIB '
4	(4)	UNSIGNED	1	TIBLEV	TIB VERSION
5	(5)	CHARACTER	1	TIBFLAGS	FLAGS
		1... ....		TIBBLDNP	A NULL PARAMETER LIST MUST BE BUILT FOR INPUT TO THE REQUESTED PROGRAM
		.1.. ....		TIBVERIP	VERIFY THE PSP
		..1. ....		TIBT02AE	DO T02 STYLE ATTENTION AND ERROR HANDLING
		...1 ....		TIBT08S1	T08 STAGE 1 IS COMPLETE AND A PARALLEL T08 WILL OR DOES EXIST
		.... 1..		TIBT08S2	T08 STAGE 2 IS COMPLETE.
		.... .1..		TIBSTMOD	STOP MODIFY HAS BEEN POSTED IN PARALLEL SIDE
		.... ..1.		TIBCAUTH	AUTHORITY OF THE REQUESTOR OF THE SERVICE.
		.... ...1		TIBRES06	RESERVED
6	(6)	UNSIGNED	1	TIBCKEY	KEY OF THE REQUESTOR OF THE SERVICE
7	(7)	UNSIGNED	1	TIBFLAG2	FLAGS
		1... ....		TIBPRODS	WHEN SET TO 1 INDICATES THAT THE DATA STACK WAS PROTECTED BY THIS TIB.
		.1.. ....		TIBNOVAR	WHEN SET TO 1 INDICATES THAT THE REXX VARIABLE POOL CANNOT BE ACCESSED.
		..1. ....		TIBRAUTH	WHEN SET TO 1 INDICATES THAT THE PROTECTED REXX VARIABLE POOL IS IN USE.
		...1 ....		TIBTVARS	WHEN SET TO 1 INDICATES THAT THE PROTECTED REXX VARIABLE POOL IS CURRENTLY BEING CREATED.
		.... 1..		TIBTRAPB	WHEN SET TO 1 INDICATES THAT THE REXX OUTTRAP VARIABLE POOL WAS PROTECTED BY THIS TIB.
		.... .1..		TIBUPRDS	WHEN SET TO 1 INDICATES THAT THE REXX DATA STACK IS BEING UNPROTECTED ON THE PARALLEL TMP.
		.... ..11		*	RESERVED
8	(8)	ADDRESS	4	TIBCHAIN	CHAIN FIELD

**TIB**

Offsets					
Dec	Hex	Type	Len	Name (Dim)	Description
12	(C)	ADDRESS	4	TIBPSPP	PTR TO THE PARALLEL SERVICE PARMS
16	(10)	ADDRESS	4	TIBCMBDF	PTR TO COMMAND BUFFER - WHEN THIS ADDR IS FILLED IN, TIBPSPP IS 0
20	(14)	CHARACTER	4	TIBRECB	ECB INDICATING REQUEST IS COMPLETE
		1... ....		*	ECB WAIT BIT
		.1.. ....		TIBRECBP	REQUEST COMPLETE ECB POST BIT
20	(14)	BITSTRING	3	*	ECB COMPLETION CODE
24	(18)	ADDRESS	4	TIBRT02	TCB ADDRESS FOR THE T02 TASK STRUCTURE THAT MADE THE PARALLEL SERVICE REQUEST
28	(1C)	SIGNED	4	TIBRC	PARALLEL PROCESSING RETURN CODE
32	(20)	SIGNED	4	TIBFRC	FUNCTION RETURN CODE
36	(24)	SIGNED	4	TIBRSNC	REASON CODE
40	(28)	SIGNED	4	TIBFABNC	FUNCTION ABEND CODE
44	(2C)	ADDRESS	4	TIBRIOL	PTR TO PARAMETER LIST TO RESTORE I/O BEFORE SETTING REQUESTING TASK STRUCTURE DISPATCHABLE
48	(30)	SIGNED	4	TIBRION	NUMBER OF PARAMETERS IN THE RESTORE I/O LIST
52	(34)	ADDRESS	4	TIBNXCMD	PTR TO THE NEXT COMMAND ENTERED AFTER AN ATTENTION OR ABEND
56	(38)	ADDRESS	4	TIBRWRK2	PTR TO THE TMPWRK2 WORK AREA FOR THE REQUESTING TASK STRUCTURE
60	(3C)	CHARACTER	32	TIBEXT	TIB EXTENTION - USED TO PASS DATA FOR PARALLEL PROCESSING
92	(5C)	SIGNED	4	TIBTCBP	ADDRESS OF THE CURRENT TCB
96	(60)	ADDRESS	4	TIBPROSP	ADDRESS OF KEY 1 DATA STACK
100	(64)	ADDRESS	4	TIBEXDP	ADDRESS OF EXD FOR WHICH REXX VARIABLES ARE PROTECTED
104	(68)	SIGNED	4	TIBTRAPA	ADDRESS OF THE REXX EXD WHICH IS PERFORMING OUTPUT TRAPPING
108	(6C)	SIGNED	4	TIBENVBA	ADDRESS OF ENVIRONMENT BLOCK FOR THE DATA STACK CURRENTLY PROTECTED
112	(70)	CHARACTER	4	TIBFLAG3	FLAG BYTES
		1... ....		TIBPLATF	WHEN SET TO 1 INDICATES THAT AN AUTHORIZED PLATFORM COMMAND/PROGRAM IS BEING PROCESSED.
		.1.. ....		TIBAUTHF	WHEN SET TO 1 INDICATES THAT THE SPECIFIED FUNCTION WAS FOUND IN THE AUTHORIZED COMMAND OR PROGRAM TABLE
112	(70)	BITSTRING	3	*	RESERVED
116	(74)	ADDRESS	4	TIBCT02	TCB ADDRESS FOR THE T02 TASK STRUCTURE THAT IKJEFTSC CREATED FOR THIS PARALLEL SERVICE REQUEST
120	(78)	CHARACTER	36	*	RESERVED
ADD ANY NEW FIELDS BEFORE THE NEXT DECLARE.					
160	(A0)	CHARACTER		*	ASSURE TIB ENDS ON A DOUBLE WORD BOUNDARY

## Constants

Len	Type	Value	Name	Description
CONSTANTS FOR INITIALIZING THE CONTROL BLOCK ID AND LEVEL TIBLEVEL MUST BE INCREMENTED WHEN THE TIB IS UPDATED.				
4	CHARACTER	TIB	TIBCHAR	CHARACTERS FOR INITIALIZING TIBTIB
1	DECIMAL	2	TIBLEVEL	TIB LEVEL = 2
PARALLEL PROCESSING RETURN CODES				
4	DECIMAL	0	TIBSCSFL	SUCCESSFUL COMPLETION
4	DECIMAL	4	TIBFRCN0	FUNCTION RETURN CODE NOT ZERO
4	DECIMAL	8	TIBATTN	TERMINATED BY ATTENTION
4	DECIMAL	12	TIBFABND	FUNCTION ABENDED
4	DECIMAL	16	TIBADERR	ADDRESSING ERROR IN PARALLEL SERVICE PARMS
4	DECIMAL	20	TIBERR	ERROR IN THE PARALLEL SERVICE PARMS OR INCORRECT ENVIRONMENT - SEE REASON CODE
4	DECIMAL	24	TIBEF	UNEXPECTED FAILURE
4	DECIMAL	28	TIBADENV	INDICATES THAT THE CALLER OF THE TSO SERVICE FACILITY WAS AMODE 24, BUT THE PARAMETER LIST CONTAINED 31 BIT ADDRESS(ES)
PARALLEL PROCESSING REASON CODES				
4	DECIMAL	4	TIBPLEN	PARAMETER LIST LENGTH ERROR
4	DECIMAL	8	TIBPRFLE	PARAMETER LIST RESERVED FLAGS ERROR
4	DECIMAL	12	TIBPFFLE	PARAMETER LIST FUNCTION FLAG ERROR
4	DECIMAL	16	TIBPINCS	PARAMETER LIST INCONSISTENT - COMMAND AND FUNCTION PARAMETER LIST BOTH SPECIFIED
4	DECIMAL	20	TIBPAFLE	PARAMETER LIST ABEND FLAG ERROR
4	DECIMAL	24	TIBNTSOE	NOT A TSO ENVIRONMENT
4	DECIMAL	28	TIBPFBLE	PARAMETER LIST FUNCTION BUFFER LENGTH ERROR
4	DECIMAL	32	TIBPPLAE	PROGRAM PARAMETER LIST ADDRESSING ERROR
4	DECIMAL	36	TIBPPLE	PROGRAM PARAMETER LIST ERROR
4	DECIMAL	40	TIBFNF	REQUESTED FUNCTION NOT FOUND
4	DECIMAL	44	TIBFSYNE	SYNTAX ERROR IN FUNCTION NAME
4	DECIMAL	48	TIBNCL	AN IMPLICIT CLIST WAS PASSED IN BUT CLIST PROCESSING WAS NOT REQUESTED
4	DECIMAL	52	TIBNBKG	COMMAND NOT SUPPORT IN THE BACKGROUND
4	DECIMAL	56	TIBUNAL	FUNCTION IS AUTHORIZED BUT CANNOT BE FOUND ON AN AUTHORIZED LIBRARY
4	DECIMAL	60	TIBUFAR	INVOKER OF TSO SERVICE FACILITY WAS AUTHORIZED, BUT REQUESTED FUNCTION WAS UNAUTHORIZED.
4	DECIMAL	64	TIBITOKN	THE TOKEN PASSED TO THE TSO SERVICE FACILITY IS NOT VALID
4	DECIMAL	68	TIBNOTMP	INDICATES THAT THE USER WAS IN IN NON- TMP TSO, BUT AUTHORIZED FUNCTIONS OR PARALLEL PROCESSING WERE REQUESTED
4	DECIMAL	76	TIBOUARE	INDICATES THAT OUTSTANDING APPC/MVS ASYNCHRONOUS REQUESTS EXISTS IN THE ADDRESS SPACE.

## TIB

Len	Type	Value	Name	Description
4	DECIMAL	80	TIBUAERR	INDICATES THAT AN UNEXPECTED RETURN CODE WAS RECEIVED FROM THE APPC SERVICE ATBASMR USED TO QUERY ARE THERE ANY OUTSTANDING ASYNCHRONOUS REQUESTS IN THE ADDRESS SPACE.
4	DECIMAL	84	TIBASYNE	Indicates that the MVS/ESA SP 5.2 Miscellaneous Event Exit Manager found unauthorized asynchronous activity in the address space.
4	DECIMAL	88	TIBASYNF	Indicates that the MVS/ESA SP 5.2 Miscellaneous Event Exit Manager or a routine that it invoked encountered an error while checking for asynchronous activity in the address space.
4	DECIMAL	204	TIB2ESF	ESTAE FAILURE - ISSUED BY IKJEFTS2
4	DECIMAL	208	TIB2SXF	STAX FAILURE - ISSUED BY IKJEFTS2
4	DECIMAL	212	TIB2PTF	PUTGET FAILURE - ISSUED BY IKJEFTS2
4	DECIMAL	216	TIB2SCF	SCAN FAILURE - ISSUED BY IKJEFTS2
4	DECIMAL	220	TIB2BLF	BLDL FAILURE - ISSUED BY IKJEFTS2
4	DECIMAL	224	TIB2TLF	TABLE LOOKUP SERVICE FAILURE - ISSUED BY IKJEFTS2
4	DECIMAL	228	TIB2ATF	ATTACH FAILURE - ISSUED BY IKJEFTS2
4	DECIMAL	232	TIB2REF	IRXENTRY FAILURE-ISSUED BY IKJEFTS2
4	DECIMAL	236	TIB2LDF	LOAD MACRO FAILURE - ISSUED BY IKJEFTS2
4	DECIMAL	240	TIB2LKF	LINK FAILURE - ISSUED BY IKJEFTS2
4	DECIMAL	244	TIB2TV1F	IRXTVARS TERMINATED DUE TO A FAILURE IN IKJCT441
4	DECIMAL	248	TIB2TV2F	IRXTVARS TERMINATED DUE TO A FAILURE IN DMSRVA
4	DECIMAL	252	TIB2TV3F	IRXTVARS TERMINATED DUE TO A FAILURE IN CLEARING THE KEY 1 POOL
4	DECIMAL	256	TIB2STF	STACK MACRO FAILURE - ISSUED BY IKJEFTS2
4	DECIMAL	260	TIBTIP	TMP TERMINATION IN PROGRESS
4	DECIMAL	264	TIB2RTR	ROUTER ERROR - ISSUED BY IKJEFTS2
4	DECIMAL	268	TIBOURDE	OUTSTANDING APPC REQUEUSTS EXISTS
4	DECIMAL	272	TIBAPPCE	APPC SERVICE ERROR
4	DECIMAL	276	TIBASYE1	Indicates that the MVS/ESA SP 5.2 Miscellaneous Event Exit Manager found unauthorized asynchronous activity in the address space.
4	DECIMAL	280	TIBASYF1	Indicates that the MVS/ESA SP 5.2 Miscellaneous Event Exit Manager or a routine that it invoked encountered an error while checking for asynchronous activity in the address space.
4	HEX	FFFFFFFF	TIBFILL	DEFAULT VALUE FOR THE FUNCTION RETURN CODE, REASON CODE AND FUNCTION ABEND CODE

## Cross Reference

Name	Hex Offset	Hex Value	Level
TIB	0		1
TIBAUTHF	70	40	3
TIBBLDNP	5	80	3
TIBCAUTH	5	02	3
TIBCHAIN	8		2
TIBCKEY	6		2
TIBCMDBF	10		2
TIBCT02	74		2
TIBENVBA	6C		2
TIBEXDP	64		2
TIBEXT	3C		2
TIBFABNC	28		2
TIBFLAGS	5		2
TIBFLAG2	7		2
TIBFLAG3	70		2
TIBFRC	20		2
TIBLEV	4		2
TIBNOVAR	7	40	3
TIBNXCMD	34		2
TIBPLATF	70	80	3
TIBPRODS	7	80	3
TIBPROSP	60		2
TIBPSPP	C		2
TIBRAUTH	7	20	3
TIBRC	1C		2
TIBRECB	14		2
TIBRECBP	14	40	3
TIBRES06	5	01	3
TIBRIOL	2C		2
TIBRION	30		2
TIBRSNC	24		2
TIBRT02	18		2
TIBRWRK2	38		2
TIBSTMOD	5	04	3
TIBTCBP	5C		2
TIBTIB	0		2
TIBTRAPA	68		2
TIBTRAPB	7	08	3
TIBTVARS	7	10	3
TIBT02AE	5	20	3
TIBT08S1	5	10	3
TIBT08S2	5	08	3
TIBUPRDS	7	04	3
TIBVERIP	5	40	3

## TMPPB

**Common Name:** TSO/E Platform Block  
**Macro ID:** IKJTMPPB  
**DSECT Name:** TMPPB  
**Owning Component:** TSO/E Scheduler (28502)  
**Eye-Catcher ID:** TMPPB  
**Offset:** 0  
**Subpool and Key:** Subpool 230 and Key 1  
**Size:** 72 bytes  
**Created by:** IKJEFTSC  
**Pointed to by:** LWATMPPB field of LWA  
**Serialization:** N/A  
**Function:** Provide information for the processing of an authorized platform command or program.

### Data Area Map

Offsets					
Dec	Hex	Type	Len	Name (Dim)	Description
0	(0)	STRUCTURE	72	TMPPB	
0	(0)	CHARACTER	8	TMPPB_ID	ID = 'TMPPB '
8	(8)	UNSIGNED	1	TMPPB_VERSION	Version => 1
9	(9)	CHARACTER	3	TMPPB_FLAGS	Flag Bytes
		1... ....		TMPPB_PLATFORM_IN_USE	0 => Platform not in use 1 => Platform in use
		.1.. ....		TMPPB_PLATFORM_TERM	0 => Platform termination not in process 1 => Platform termination in process
9	(9)	BITSTRING	2	*	Reserved bits
12	(C)	SIGNED	4	TMPPB_LENGTH	Length
16	(10)	CHARACTER	4	TMPPB_TSCECB	IKJEFTSC Platform ECB
		1... ....		*	ECB WAIT BIT
		.1.. ....		TMPPB_TSCECB_POST	IKJEFTSC Platform Post Bit
16	(10)	BITSTRING	3	*	ECB COMPLETION CODE
20	(14)	CHARACTER	4	TMPPB_TAIECB	IKJEFTAI Platform ECB
		1... ....		*	ECB WAIT BIT
		.1.. ....		TMPPB_TAIECB_POST	IKJEFTAI Platform Post Bit
20	(14)	BITSTRING	3	*	ECB COMPLETION CODE
24	(18)	CHARACTER	16	TMPPB_ECBLIST	List of ECBs IKJEFT02 will WAIT on during the invocation of an Authorized Platform Command or Program
24	(18)	ADDRESS	4	TMPPB_CPECB_PTR	Address of End of CMD Platform task ECB
28	(1C)	ADDRESS	4	TMPPB_STAIECB_PTR	Address of ESTAI Platform ECB
32	(20)	ADDRESS	4	TMPPB_ATTNECB_PTR	Address of Attention Platform ECB
36	(24)	ADDRESS	4	TMPPB_T02ECB_PTR	Address of IKJEFT02 Platform ECB
40	(28)	ADDRESS	4	TMPPB_T02TCB_PTR	Address of IKJEFT02 Platform TCB
44	(2C)	ADDRESS	4	TMPPB_TAITCB_PTR	Address of IKJEFTAI Platform TCB
48	(30)	ADDRESS	4	TMPPB_TMPWRKA2_PTR	Address of TMPWRKA2
52	(34)	ADDRESS	4	TMPPB_CMDACT_PTR	Address of SYSEVENT PLIST for IKJEFT02
56	(38)	ADDRESS	4	TMPPB_TEPKEY	TMP Entry Key
60	(3C)	CHARACTER	12	*	Reserved For Future use

Offsets		Type	Len	Name (Dim)	Description
Dec	Hex				
<b>Comments</b>					
Mapping for IKJEFT02 Platform ECB					
<b>End of Comments</b>					

Offsets		Type	Len	Name (Dim)	Description
Dec	Hex				
0	(0)	STRUCTURE	4	T02_PLATFORM_ECB	IKJEFT02 Platform ECB Mapping
		1... ....		*	ECB WAIT BIT
		.1.. ....		T02_PLATFORM_POST	IKJEFT02 Platform Post Bit
0	(0)	BITSTRING	3	*	ECB COMPLETION CODE

**Constants**

Len	Type	Value	Name	Description
<b>Comments</b>				
Constant Declares for TMP Platform Block				
<b>End of Comments</b>				

8	CHARACTER	TMPPB	ACRONYM_TMPPB	TMP Platform Block Acronym
1	DECIMAL	1	VERSION_TMPPB	TMP Platform Block Version number

**Cross Reference**

Name	Hex Offset	Hex Value	Level	Name	Hex Offset	Hex Value	Level
TMPPB	0		1	T02_PLATFORM_POST	0	40	2
TMPPB_ATTNECB_PTR							
	20		3				
TMPPB_CMDACT_PTR	34		2				
TMPPB_CPECB_PTR	18		3				
TMPPB_ECBLIST	18		2				
TMPPB_FLAGS	9		2				
TMPPB_ID	0		2				
TMPPB_LENGTH	C		2				
TMPPB_PLATFORM_IN_USE							
	9	80	3				
TMPPB_PLATFORM_TERM							
	9	40	3				
TMPPB_STAIECB_PTR							
	1C		3				
TMPPB_TAIECB	14		2				
TMPPB_TAIECB_POST							
	14	40	3				
TMPPB_TAITCB_PTR	2C		2				
TMPPB_TEPKEY	38		2				
TMPPB_TMPWRKA2_PTR							
	30		2				
TMPPB_TSCECB	10		2				
TMPPB_TSCECB_POST							
	10	40	3				
TMPPB_T02ECB_PTR	24		3				
TMPPB_T02TCB_PTR	28		2				
TMPPB_VERSION	8		2				
T02_PLATFORM_ECB	0		1				

# TMPWA

PROGRAMMING INTERFACE INFORMATION

TMPWA

End of PROGRAMMING INTERFACE INFORMATION

## TMPWA

**Common Name:** TMP Work Area  
**Macro ID:** IKJTMPWA  
**DSECT Name:** IKJTMPWA  
 ACRONYM: TMPWA  
**Owning Component:** TSO/E Scheduler (28502)  
**Eye-Catcher ID:** None  
**Storage Attributes:** Subpool: 230  
 Key: 0,1  
 Residency: Above 16M line  
**Size:** See listing  
**Created by:** IKJEFT01, IKJEFTSC  
**Pointed to by:** WRKAPTR1 - Program Problem State Work Area Ptr.  
 WRKAPTR2 - Supervisor State Work Area Ptr.  
**Serialization:** None  
**Function:** Contains major internal work areas for the TMP. These include: > TMPWRKA1 - parameter lists and control information needed for normal operation of the TMP. > TMPWA2 - contains information needed by the TMPESTAE retry routine. > TMPWRKA2 - a protected work area that contains information needed by the TMP mainline to indicate what processing the mainline needs to perform.

### Data Area Map

Offsets					
Dec	Hex	Type	Len	Name (Dim)	Description
0	(0)	STRUCTURE		TPL	
0	(0)	ADDRESS	4	TPLCBUF	PTR TO COMMAND BUFFER
4	(4)	ADDRESS	4	TPLUPT	PTR TO UPT
8	(8)	ADDRESS	4	TPLPSCB	PTR TO PSCB
12	(C)	ADDRESS	4	TPLECT	PTR TO ECT
16	(10)	ADDRESS	4	TPLTBUF	PTR TO TEST COMMAND BUFFER
20	(14)	ADDRESS	4	TPLCTCB	PTR TO ATTACHED CP TCB
24	(18)	ADDRESS	4	TPLSTAI	PTR TO TMP STAI EXIT ROUTINE
28	(1C)	ADDRESS	4	TPLSPLS	PTR TO STAI PARAMETER LIST
32	(20)	ADDRESS	4	TPLNECB	PTR TO ECB FOR ABENDING CP
36	(24)	ADDRESS	4	TPLNTCB	PTR TO TCB FOR ABENDING CP
40	(28)	ADDRESS	4	TPLMECB	PTR TO STOP/MODIFY ECB
		..1. 11..		TPLECBL	*** TMP WAIT ECB LIST
44	(2C)	ADDRESS	4	TPLCECB	PTR TO ATTACHED CP ECB
48	(30)	ADDRESS	4	TPLIECB	PTR TO TMP STAI ECB
52	(34)	ADDRESS	4	TPLAECB	PTR TO TMP ATTN ECB - HIGH ORDER BIT ON
56	(38)	ADDRESS	4	TPLTPLE	PTR TO THE TPL EXTENT
		.... ....		TMPWRKA1	"TPL" WORK AREA BEGINS WITH TEST PARAMETER LIST

TMP COMMON VARIABLES AND WORK AREAS

60	(3C)	SIGNED	4	TMPNECB	ECB FOR STAI WAIT
64	(40)	SIGNED	4	TMPCECB	ECB FOR ATTACHED CP
68	(44)	SIGNED	4	TMPIECB	ECB FOR STAI POST
72	(48)	SIGNED	4	TMPAECB	ECB FOR ATTN POST



Offsets					
Dec	Hex	Type	Len	Name (Dim)	Description
76	(4C)	SIGNED	4	TMPCMDWT	PTR TO CMD FROM ATTN EXIT
80	(50)	SIGNED	4	TMPAWS	TMP INTERNAL SWITCHES
		1... ....		TMPTST	"X'80" TEST PROGRAM IN CONTROL
		.1.. ....		TMPCMDW	"X'40" COMMAND WAITING
		..1. ....		TMPNFCMD	"X'20" FIRST COMMAND IS PROCESSED
		...1 ....		TMPACTRL	"X'10" TMP ATTN EXIT IS IN CONTROL
		.... 1..		TMPSCTRL	"X'08" TMP STAI EXIT IS IN CONTROL
		.... .1..		ABND806	"X'04" NO-MODULE FOUND BY FETCH
		.... ..1.		FRSTLAB	"X'02" 1ST LEVEL ATTACHEE ABENDED
		.... ...1		NONSCUR	"X'01" SECURITY AUTHORIZATION FAILS
		1... ....		ATCHNOW	"X'80" ABEND OCCURRED IN ATTACH
		.1.. ....		LOADNOW	"X'40" ABEND OCCURRED IN LOAD
		..1. ....		LINKNOW	"X'20" ABEND OCCURRED IN LINK
		...1 ....		FRSTEX	"X'10" FIRST EXPL/IMPLICIT EXEC TRY
		.... 1..		CALLNOW	"X'08" CALL FUNCTION ACTIVE
		.... .1..		TMP1TIME	"X'04" ESTAI ENTERED(TEST)
		.... ..1.		T7TDONE	"X'02" TSEVENT ISSUED @ZA66275
		.... ...1		SKPATTN	"X'01" 1-BYPASS ATTN
		1... ....		TMP1TSFE	"X'80" ERROR OCCURRED IN CLIST WHILE IN TSF/CLIST MODE.
		.1.1 ..11		CALLSWS	"TMPAWS+3" TMP-CALL INTERNAL SWITCHES
		1... ....		PDLPRES	"X'80" PDL RETURNED BY PARSE
		.1.. ....		DSOPEN	"X'40" DATA SET IS OPEN
		...1 ....		BLANKB	"X'10" DATA SET NAME PROCESSED
		.... 1..		DORELS	"X'08" RELEASE PDL NOW
		.... .1..		GMBRNOW	"X'04" GET MEMBER NAME
		.... ..1.		PCFDA	"X'02" PCF DIRECT ATTACH
EQU X'01' RESERVED FLAG @YA18897					
RESERVED AREAS					
84	(54)	ADDRESS	4	TMPT9ECB	ECB USED FOR COMMUNICATION BETWEEN IKJEFT09 AND IKJURPS
88	(58)	ADDRESS	4	TMPURPA	ANCHOR FOR URP REQUEST BLOCK CHAIN FOR IKJEFT09
92	(5C)	CHARACTER	8	RESCOMM	
100	(64)	CHARACTER	16	RESCOM2	
116	(74)	CHARACTER	16	RESCOM3	
132	(84)	CHARACTER	16	RESCOM4	
148	(94)	CHARACTER	4		RESERVED WAS FLOFLGS
152	(98)	SIGNED	4	CPPLPTR	PTR TO CP PARM LIST
156	(9C)	SIGNED	4	CSOAPTR	PTR TO CMD SCAN PARM LIST
160	(A0)	SIGNED	4	CSPLPTR	PTR TO CMD SCAN PARM LIST
164	(A4)	SIGNED	4	DAPLPTR	PTR TO DAIR PARM LIST
168	(A8)	SIGNED	4	GTPBPTR	PTR TO GETLINE PARM BLOCK
172	(AC)	SIGNED	4	IOPLPTR	PTR TO I/O RTNS PARM LIST
176	(B0)	SIGNED	4	PGBPTR	PTR TO PUTGET PARM BLOCK
180	(B4)	SIGNED	4	PPLPTR	PTR TO PARSE PARM LIST
184	(B8)	SIGNED	4	PTBPTR	PTR TO PUTLINE PARM BLOCK
188	(BC)	SIGNED	4	STPLPTR	PTR TO STACK PARM LIST
192	(C0)	SIGNED	4	ACEPTR	ADDR OF ACEE
196	(C4)	SIGNED	4	ASCANAP	ADDR OF ATTN SCAN ANSWER
200	(C8)	SIGNED	4	ASRPLPTR	ADDR OF ATTN SRPL
204	(CC)	SIGNED	4	ATTCHPTR	ADDR OF ATTACH PARM LIST
208	(D0)	SIGNED	4	CDCBPTR	PTR TO CALL DCB
212	(D4)	SIGNED	4	DCBPTR	PTR TO DCB
216	(D8)	SIGNED	4	DYNAPPTR	PTR TO DYNALLOC PARM LIST
220	(DC)	SIGNED	4	EBCDPTR	PTR TO TRANSLATE TABLE
224	(E0)	SIGNED	4	READYPTR	ADDR OF TMP MODE MESSAGE
228	(E4)	SIGNED	4	SCANAP	ADDR OF SCAN ANSWER AREA
232	(E8)	SIGNED	4	SRPLPTR	ADDR OF SRPL
236	(EC)	SIGNED	4		RESERVED
240	(F0)	SIGNED	4	STBPTR	ADDR OF STACK PARM LIST
RESERVE SPACE FOR PARAMETER LISTS, BLOCKS					
248	(F8)	DBL WORD	8	(0)	ALIGN TO DOUBLEWORD

TMPWA

Offsets		Type	Len	Name (Dim)	Description
Dec	Hex (F8)				
248	(F8)	CHARACTER	41	ABMSGSP	MESSAGE AREA
PUTLINE ACTIVE SEGMENT LIST LIST					
292	(124)	SIGNED	4	ACTSL (0)	NAME OF LIST
292	(124)	SIGNED	4	ACTSEG (28)	SEGMENTS
292	(124)			ACTSEGA	"ACTSEG" FIRST HWORD OF SEGMENT
292	(124)			ACTSEGB	"ACTSEG+2" SECOND HWORD OF SEGMENT
404	(194)	SIGNED	4	AMSGLIST (0)	ATTN MESSAGE LIST
404	(194)	SIGNED	4	ANUMSEG	NUMBER OF MESSAGE SEGMENTS
408	(198)	SIGNED	4	AMSGSEG (2)	ARRAY OF SEGMENT PTRS
416	(1A0)	SIGNED	4	ARCODE	ATTN RETURN CODE SAVE AREA
420	(1A4)	SIGNED	4	ASCANFLG	ATTN SCAN FLAGS
424	(1A8)	SIGNED	4	ASRPARM (5)	ATTN SR PARM AREA
444	(1BC)	SIGNED	4	ATTCHSP (18)	ATTACH PARM LIST SP
516	(204)	CHARACTER	68	BLDLLST (0)	BLDL ENTRY
516	(204)	CHARACTER	12	XTRCLST (0)	EXTRACT LIST
516	(204)	SIGNED	2	BLDLENT	NUM OF ENTRIES
518	(206)	SIGNED	2	BLDLELNG	LENGTH OF ENTRY
520	(208)	CHARACTER	8	BLDLNAME	NAME OF COMMAND
528	(210)	CHARACTER	56	BLDLTRZ	PAD TO FULL WORD
584	(248)	DBL WORD	8	(0)	ALIGN TO DWORD
584	(248)	CHARACTER	140	CDCBSP	CALL DCB SPACE
724	(2D4)	CHARACTER	12	CLOSESP	CLOSE PL SPACE
736	(2E0)	SIGNED	4	CPPLSP (4)	CPPL SPACE
752	(2F0)	SIGNED	4	CSOASP (2)	CSOA SPACE
760	(2F8)	SIGNED	4	CSOASP2 (2)	2ND CSOA SP (ATTN)
768	(300)	SIGNED	4	CSPLSP (6)	CSPL SPACE
792	(318)	SIGNED	4	CSPLSP2 (6)	2ND CSPL SP (ATTN)
816	(330)	SIGNED	4	CTLBKSP (0)	NAME OF BLOCK SPACE
816	(330)	SIGNED	4	CTLBLKL	LENGTH OF BLOCK SPACE
820	(334)	SIGNED	4	CTLBLKA	LOC OF BLOCK SPACE
824	(338)	SIGNED	4	CTLBLKN	SUBPOOL
828	(33C)	SIGNED	4	DAPBSP (21)	DAIR PARM BLK SPACE
912	(390)	SIGNED	4	DAPLSP (5)	DAIR PARM LIST SPACE
936	(3A8)	DBL WORD	8	(0)	ALIGN TO DOUBLEWORD
936	(3A8)	CHARACTER	140	DCBSP	DCB SPACE
1076	(434)	SIGNED	4	DYNASP (10)	DYNALLOC PL
1116	(45C)	BITSTRING	4	DYNATUB	BIT FORM OF THE PLATFORM TCB ADDRESS USED SO THAT THE ADDRESS, NORMALLY ON A WORD BOUNDARY, CAN BE COPIED INTO THE TEXT UNIT PARM THAT'S ON A HALFWORD BOUNDARY.
1120	(460)	SIGNED	4	ECTSP (14)	ECT SPACE
1176	(498)	CHARACTER	10	FMLCSP	FREEM PL SPACE
1188	(4A4)	SIGNED	4	GTPBSP (2)	GTPB SPACE
1196	(4AC)	SIGNED	4	MODESSP	MODESET PARM LIST SPACE
1200	(4B0)	SIGNED	4	NXTCMD (2)	COMMAND NAME FIELD
1208	(4B8)	SIGNED	4	OPENSF (3)	OPEN PL SPACE
1220	(4C4)	SIGNED	4	PGPBSP (4)	PGPB SPACE
1236	(4D4)	SIGNED	4	PPLSP (7)	PARSE PARM LIST SPACE
1264	(4F0)	SIGNED	4	PRSMSSP (3)	MESSAGE AREA
1276	(4FC)	SIGNED	4	PTPBSP (3)	PTPB SPACE
1288	(508)	SIGNED	4	RCODE	RETURN CODE SAVE AREA
1292	(50C)	SIGNED	4	R3SAVE	SAVE PDL PTR
1296	(510)	SIGNED	4	SAVAR (14)	SAVE REGISTER ENVIRONMENT
1352	(548)	SIGNED	4	SCANFLG	SCAN FLAGS
1356	(54C)	SIGNED	4	SNAPSP (10)	SNAP PL SPACE
1396	(574)	SIGNED	4	STPBSP (6)	STPB SPACE
1420	(58C)	SIGNED	4	STPLSP (4)	STACK PL SPACE
1436	(59C)	SIGNED	4	TMPZEROS	ALL ZEROS WORD - DUMMY CBUF
1440	(5A0)	SIGNED	4	MODEMSP (5)	DUMMY SPACE FOR MODE MESSAGE
1460	(5B4)	CHARACTER	20		RESERVED
WORK AREA FOR TMP-CALL FUNCTION					
1480	(5C8)	SIGNED	4	CALLWA (0)	

Offsets		Type	Len	Name (Dim)	Description
Dec	Hex				
PROBLEM PROGRAM WORK AREA FOR CALL FUNCTION					
1480	(5C8)	SIGNED	4	PPWORKAR (0)	
1480	(5C8)	SIGNED	4	PPLIST (0)	
1480	(5C8)	CHARACTER	1	SWBIT	
1481	(5C9)	CHARACTER	3		
1484	(5CC)	SIGNED	4	PARMFLD (0)	
1484	(5CC)	SIGNED	2	LENPARM	
1486	(5CE)	CHARACTER	100	PARMS	
CALL INTERNAL WORK AREA					
1588	(634)	SIGNED	4	WORK1 (0)	
1588	(634)	SIGNED	4	PARSPARM (0)	PARSE PARMS
1588	(634)	SIGNED	4	PDLADDR	PTR TO PARM DESCRIPTOR LIST
1592	(638)	SIGNED	4	PDLADDR2	
1596	(63C)	SIGNED	2	DSNBUFFR (0)	
1596	(63C)	SIGNED	2	DSNLENG	LENGTH OF DATA SET NAME
1598	(63E)	CHARACTER	44	DSNBUF	DSNAME
1642	(66A)	CHARACTER	2		ALIGNMENT
1644	(66C)	SIGNED	4	MSGNO	MESSAGE NUMBER
1648	(670)	SIGNED	4	DAPBOPTR	
MEMBER NAME SEGMENT FOR MESSAGE					
1652	(674)	SIGNED	4	MBRSEG (0)	NAME OF AREA
1652	(674)	SIGNED	2	MBSLEN	SEGMENT LENGTH
1654	(676)	SIGNED	2	MBSOFF	SEGMENT OFFSET
1656	(678)	CHARACTER	8	MBRSTXT	MEMBER NAME TEXT
MEMBER NAME SEGMENT FOR DAIR					
1664	(680)	SIGNED	4	MBRDSEG (0)	NAME OF AREA
1664	(680)	SIGNED	2	MBRDLEN	SEGMENT LENGTH
1666	(682)	CHARACTER	8	MBRDXTX	NAME TEXT
DATA SET NAME SEGMENT FOR MESSAGE					
1676	(68C)	SIGNED	4	DSSEG (0)	NAME OF AREA
1676	(68C)	SIGNED	2	DSSGLEN	SEGMENT LENGTH
1678	(68E)	SIGNED	2	DSSGOFF	SEGMENT OFFSET
1680	(690)	CHARACTER	44	DSSGTX	DATA SET NAME TEXT
RETURN CODE RESERVE AREAS					
1724	(6BC)	SIGNED	4	BLDLRC	FOR BLDL RETURN CODE
1728	(6C0)	SIGNED	4	DAIRRC	FOR DAIR RETURN CODE
1732	(6C4)	SIGNED	4	PUTLRC	FOR PUTLINE RETURN CODE
1736	(6C8)	SIGNED	4	CRCODE	FOR GENERAL CALL RETURN CODE
TMP RESTRUCTURE WORK AREAS @ZA40795					
1740	(6CC)	ADDRESS	4	TMPCTCB	PTR TO ATTACH CP TCB @ZA40795
1744	(6D0)	SIGNED	4	TMPTECB	TEST RETURNED ECB @ZA40795
1748	(6D4)	SIGNED	4	TMPECB2	IKJEFTXX EOT ECB @ZA40795
1752	(6D8)	SIGNED	4	CPABECB	TEST RQST AFTER ABEND @ZA40795
1756	(6DC)	ADDRESS	4	ECBLPTR	PTR ECB WAIT LISTS @ZA40795
1760	(6E0)	SIGNED	4	TMPECB2 (0)	@ZA40795
1760	(6E0)	ADDRESS	4	TMPCECB2	PTR TO ATTACH CP ECB @ZA40795
1764	(6E4)	ADDRESS	4	TMPIECB2	PTR TO TMP STAI ECB @ZA40795
1768	(6E8)	ADDRESS	4	TMPECB2	PTR TO TMP ATTN ECB @ZA40795
1772	(6EC)	SIGNED	4	(0)	@E2367S4
TMP PTF @E1213F3					
1772	(6EC)	ADDRESS	4	TMPECBAT	TMP ATTN ECB @E2367S4
1776	(6F0)	SIGNED	4	TMPSC ECB	IKJEFTSC ATTENTION ECB @ZA91237
		1... ..		TMPWAIT	"X'80" TESTED BY IKJEFT03 AND IKJEFT05. @ZA91237
1780	(6F4)	SIGNED	4	TMP1ECB2	T02 ATTACH ECB @E1213F3
1784	(6F8)	SIGNED	4		RESERVED @ZTY0011
1788	(6FC)	SIGNED	4	TMPR15RC	R15 RC FROM CP @E121324
1792	(700)	SIGNED	4	TMP1RSNC	REASON CODE WHEN CP ABEND @E1213F3

**TMPWA**

Offsets					
Dec	Hex	Type	Len	Name (Dim)	Description
1796	(704)	SIGNED	4	TMP1ABNC	ABEND CODE WHEN CP ABEND @E1213F3
1800	(708)	CHARACTER	8	TMP1NAME	NAME OF TMPWRKA1 @E1213F3
1808	(710)	CHARACTER	4	TMP1LEV	LEVEL OF TMPWRKA1 @E1213F3
1812	(714)	SIGNED	4	TMPECB3 (0)	@E2367S4
1812	(714)	ADDRESS	4	TMPTECB3	PTR TO TEST COMPLETE EC @E2367S4
1816	(718)	ADDRESS	4	TMPCECB3	PTR TO ATTACH CP ECB @E2367S4
1820	(71C)	ADDRESS	4	TMPAECB3	PTR TO TMP ATTN ECB @E2367S4
1824	(720)	SIGNED	4	TMP1TQ2S (18)	Savearea for functions that IKJEFTQ2 invokes. @E25D2JC
1896	(768)	CHARACTER	40		RESERVE @PID0180
1936	(790)	DBL WORD	8	TMP1END (0)	ASSURE THAT THIS WORKAREA END IN A DOUBLE WORD BOUNDARY. ANY ADDITION TO WORKAREA SHOULD BE PUT BEFORE TMP1END @E1213F3

TMPWRKA2 -- TMP SUPERVISOR STATE DYNAMIC WORK AREA  
THIS DYNAMIC WORK AREA IS GOTTEN FROM SUBPOOL 230 KEY 1,  
BY IKJEFT01 DURING TMP INITIALIZATION. NORMALLY IT IS NOT  
FREED UNTIL END OF THE TERMINAL SESSION. OTHERS WILL BE  
GOTTEN BY IKJEFTSC WHEN A PARALLEL T02 IS INITIATED  
AND FREED WHEN PARALLEL T02 FINISHED IT PROCESSING.  
SEVERITY 2 STAE REPLY ALL OF CORE IS FREED AND THIS WORK  
AREA MUST BE REINITIALIZED. THIS WORK AREA IS REFERENCED  
BY ALL OF THE TMP MODULES.

Offsets					
Dec	Hex	Type	Len	Name (Dim)	Description
0	(0)	STRUCTURE		TMPWRKA2	
0	(0)	DBL WORD	8	TWRKA2A (0)	
0	(0)	SIGNED	4	WRKA1PTR	PTR TO PROB PROG WORK AREA
4	(4)	SIGNED	4	WRKA2PTR	PTR TO TMP PRIVATE WORK AREA
8	(8)	SIGNED	4	TMPWA2P	PTR TO STAE/STAI WORK AREA
12	(C)	SIGNED	4	SAVARPTR	PTR TO ORIGINAL SAVE AREA
16	(10)	SIGNED	4	TMPTIME	ADDR OF TIME ROUTINE
20	(14)	SIGNED	4	TMPT04	ADDR OF STAI EXIT ROUTINE
24	(18)	SIGNED	4	TMPT042	ADDR2 OF STAI EXIT ROUTINE
28	(1C)	SIGNED	4	TMPT05	ADDR OF STAE EXIT ROUTINE
32	(20)	SIGNED	4	TEPKEY	TMP ENTRY PSW PROTECT KEY
36	(24)	SIGNED	4	TCBPTR	PTR TO TCB
40	(28)	SIGNED	4	UPTPTR	PTR TO UPT
44	(2C)	SIGNED	4	ECTPTR	PTR TO ECT
48	(30)	SIGNED	4	PSCBPTR	PTR TO PSCB
52	(34)	SIGNED	4	ASCBPTR	PTR TO ASCB
56	(38)	SIGNED	4	ASXBPTR	PTR TO ASXB
60	(3C)	SIGNED	4	RLGBPTR	PTR TO RELOGON BUFFER
64	(40)	SIGNED	4	LWAPTR	PTR TO LOGON WORK AREA
68	(44)	SIGNED	4	JSCBPTR	PTR TO JSCB (IEZJSCB)
72	(48)	ADDRESS	4	CMDACTP	PTR SRM PARM LIST
76	(4C)	ADDRESS	4	TMPT043	PTR TO ESTAI MSG RTN

TMP MAINLINE FLOW CONTROL FLAGS

80	(50)	CHARACTER	4	FLOFLGS FLOFLGS1	"FLOFLGS"
EQU X'80'					
EQU X'40'					
		.1. ....		DOLIST	"X'20"
		...1 ....		DOGETC	"X'10"
		.... 1...		DODONE	"X'08"
		.... .1..		DOINVOK	"X'04"
		.... .1.		DOSCAN	"X'02"
EQU X'01'					
		.1.1 ...1		FLOFLGS2	"FLOFLGS+1"
		1... ....			

Offsets		Type	Len	Name (Dim)	Description
Dec	Hex				
		.1.. ....		DOPUTM	"X'80"
		..1. ....		DOFRECB	"X'40"
		...1 ....		DOPSTRT	"X'20"
		.... 1...		DOACTV	"X'10"
		.... .1..		DOCHKAT	"X'08"
		.... ..1.		DOWAIT	"X'04"
		.... ..1.		DOATTN	"X'02"
		.... ..1.		DOCHKCP	"X'02"
<hr/>					
EQU X'01'					
		.1.1 ..1.		FLOFLGS3	"FLOFLGS+2"
<hr/>					
EQU X'80'					
		.1.. ....		DOIMPLX	"X'40"
		..1. ....		DOTEST	"X'20"
		...1 ....		DOSETBF	"X'10"
		.... 1...		DOSETTB	"X'08"
		.1.1 ..11		FLOFLGS4	"FLOFLGS+3"
84	(54)	SIGNED	4	T0ASAVEP	ADDR OF SAVEAREA FOR RETRY TO IKJEFT0A
88	(58)	ADDRESS	4	LWAPTR1	PTR TO LWA FOR T02
92	(5C)	SIGNED	4		RESERVED
96	(60)	SIGNED	4		RESERVED
<hr/>					
TEMPORARY SAVE AREAS FOR CALL LINK REGISTERS					
SAVE AREAS FOR TMP-CALL					
100	(64)	SIGNED	4	SAVRA	
104	(68)	SIGNED	4	SAVRB	
108	(6C)	SIGNED	4	SAVRC	
112	(70)	SIGNED	4	SAVRM	
116	(74)	SIGNED	4	SVLNKE	
<hr/>					
SAVE AREAS FOR TMP MAINLINE LINK REGISTERS					
120	(78)	SIGNED	4	SAVLNKR5 (0)	NAME OF AREA
120	(78)	SIGNED	4	SAVLNKA	
124	(7C)	SIGNED	4	SAVLNKB	
128	(80)	SIGNED	4	SAVLNKC	
132	(84)	SIGNED	4	SAVLNKD	
136	(88)	SIGNED	4	SAVLNKE	
140	(8C)	SIGNED	4	SAVLNKF	
144	(90)	SIGNED	4	SAVLNKG	
148	(94)	SIGNED	4	SAVLNKH	
152	(98)	SIGNED	4	SAVLNKJ	
156	(9C)	SIGNED	4	SAVLNKK	
160	(A0)	SIGNED	4	SAVLNKL	
164	(A4)	SIGNED	4	SAVLNKM	
168	(A8)	SIGNED	4	TWRKA2B (0)	DEFINE SECOND AREA
<hr/>					
CONTROL FLAGS					
168	(A8)	SIGNED	4	MCTFLGS (0)	NAME OF AREA
168	(A8)	CHARACTER	1	MCFLGS1	
		1... ....		BKGMODE	"X'80" EXECUTING IN BACKGROUND MODE
		.1.. ....		DRSAPF	"X'40" ON - ATTACH WITH APF
		..1. ....		TMP2TSLB	"X'20" 1=FOUND IN TSOLIB
		...1 ....		TMP2NTSL	"X'10" 1=NOT ELIGIBLE FOR LOADING FROM A DATASET DEFINED BY THE TSOLIB COMMAND
169	(A9)	CHARACTER	3		RESERVED
<hr/>					
EQU X'80' Hi-order bit is now reserved @E25D2JC					
		.1.. ....		TMP2TSFC	"X'40" 1=TMP IS EXECUTING IN TSF/CLIST MODE
		..1. ....		ATTEXC2	"X'20" 1=EXC2 ATTACHED FOR TSF/CLIST MODE PROCESSING
		...1 ....		TMP2TSCA	"X'10" 1=IKJEFTSC ATTENTION EXIT (IKJATTN) RECEIVED CONTROL
		.... 1...		TMP2SVCI	"X'08" 1=TMP PARALLEL SIDE IS SVC INITIATED

TMPWA

Offsets		Type	Len	Name (Dim)	Description
Dec	Hex				
		.... ..1.		TMP2SYN1	"X'02" 1=SYNCHED TO IKJEFT03 FROM IKJEFT02 IN ROUTINE TTSKCHK
		.... ...1		TMP2SYN2	"X'01" 1=SYNCHED TO IKJEFT03 FROM IKJEFT02 IN ROUTINE TGETCDX
172	(AC)	SIGNED	4	MTPL (0)	NAME OF MODEL TPL
172	(AC)	SIGNED	4	MTPLCBUF	POINTER TO COMMAND BUFFER
176	(B0)	SIGNED	4	MTPLPS (0)	NAME OF POINTER AREA
176	(B0)	SIGNED	4	MTPLUPT	POINTER TO UPT
180	(B4)	SIGNED	4	MTPLPSCB	POINTER TO PSCB
184	(B8)	SIGNED	4	MTPLECT	POINTER TO ECT
188	(BC)	SIGNED	4	RTRYSA (0)	ENVIRONMENTAL AREA
188	(BC)	SIGNED	4	RTRY51	T02 BASE PTR 1
192	(C0)	SIGNED	4	RTRY52	T02 BASE PTR 2
196	(C4)	SIGNED	4	RTRY53	T02 DATAREG
200	(C8)	SIGNED	4	MDYNASP (10)	MODEL DYNALLOC PL @PID0180
240	(F0)	SIGNED	4	TWRKA2C (0)	DEFINE THIRD AREA @ZA40795
240	(F0)	CHARACTER	68	TMPBLDL (0)	BLDL REQUEST PL @ZA40795
240	(F0)	SIGNED	2	TMPBLDNR	BLDL NUMBER OF @ZA40795 ENTRIES IN LIST @ZA40795
242	(F2)	SIGNED	2	TMPBLDN	BLDL LENGTH OF PL @ZA40795
244	(F4)	CHARACTER	8	TMPBLDNM	BLDL PROGRAM NAME @ZA40795
252	(FC)	CHARACTER	56	TMPBLDAT	BLDL USER INFO RETURNED @ZA40795
308	(134)	BITSTRING	1	TMPFLAG1	LOCAL FLAGS 1 @ZA40795
		1... ....		TMPCP	"X'80" 1=CP ATTACH REQUESTED@ZA40795
		.1... ....		TMPCPCAL	"X'40" 1=CALL COMMAND ATTACH REQUESTED @ZA40795
		..1. ....		TMPCPTST	"X'20" 1=TEST COMMAND LINK REQUESTED @ZA40795
		...1 ....		TMPCPABN	"X'10" 1=CURRENT CMD ABENDED@ZA40795
		.... 1..		TMPAPF	"X'08" 1=APF ATTACH ACTIVE @ZA40795
		.... .1..		TMPDE	"X'04" 1=DE ATTACH ACTIVE @ZA40795
		.... ..1.		TMPTSTAU	"X'02" 1=TESTAUTH COMMAND @E21D216 ENTERED @E21D216
		.... ...1		TMPBIT07	"X'01" R E S E R V E D @ZA40795
309	(135)	BITSTRING	1	TMPFLAG2	LOCAL FLAGS 2 @ZA40795
		1... ....		TMPFORCE	"X'80" FORCE CMD DETACH @ZA40795
310	(136)	BITSTRING	1	TMPFLAG3	R E S E R V E D @ZA40795
311	(137)	BITSTRING	1	TMPFLAG4	R E S E R V E D @ZA40795
312	(138)	ADDRESS	4	TMPTST@	ADDR OF TEST CMD @ZA40795
316	(13C)	ADDRESS	4	TMPSTKLB	DCB ADDR FOR TASKLIB ON ATTACH @ZA40795
320	(140)	ADDRESS	4	TMPCALST	ADDR CALL COMMAND PARAMETER STRING @ZA40795
324	(144)	ADDRESS	4	TMPCPPL@	ADDRESS TPLCPPL OR @E121324 USER PARM LIST FOR @E121324 TSF SVC PGM REQUEST @E121324
328	(148)	ADDRESS	4	TMPABECB	ADDR ECB POSTED AFTER ABEND OR ATTENTION @ZA40795
332	(14C)	ADDRESS	4	TMPSTAI	PTR TO ESTAI RTN @ZA40795
336	(150)	ADDRESS	4	TMPSPLS	PTR TO ESTAI PARMS @ZA40795
340	(154)	SIGNED	4	TMPTSKRC	SUBTASK CPL CODE(R15)
344	(158)	BITSTRING	1		RESERVE
345	(159)	BITSTRING	1		RESERVE
346	(15A)	BITSTRING	1		RESERVE
347	(15B)	BITSTRING	1		RESERVE
348	(15C)	ADDRESS	4	TMP2ATNP	@ OF ATTN ROUTINE
352	(160)	SIGNED	4	TMP2PARM	INDICATE WHETHER PARAMETER IS GOOD OR BAD
356	(164)	ADDRESS	4	TMP2SA@	PTR TO KEY 1 SAVE AREA @E1213F3
360	(168)	ADDRESS	4	TMP2TIB@	TIB @ USED BY IKJEFT02 @E1213F3
364	(16C)	ADDRESS	4	TMP2ATIB	THE @ OF ACTIVE TIB @E1213F3
368	(170)	ADDRESS	4	TMP2MECB	@ OF TMP2MECB IN WRKA1 @E1213F3
372	(174)	ADDRESS	4	TMP2AECB	@ OF TMP1ECB2 IN WRKA1 @E1213F3
376	(178)	SIGNED	4	TMPW1LEN	LENGTH OF TMPWRKA1 @E1213F3
380	(17C)	SIGNED	4	TMPW2LEN	LENGTH OF TMPWA @E1213F3

Offsets					
Dec	Hex	Type	Len	Name (Dim)	Description
384	(180)	SIGNED	4	TMPBUFF@	BUFFER @ OBTAINED BY @E121324 IKJEFT02 @E121324
388	(184)	ADDRESS	4	TMP2PPTR	THE PTR TO ITS OWN PURGE PARM LIST @E1213F3
392	(188)	SIGNED	4	TMP2PLEN	LENGTH OF RESTORE PARM AND PURGE PARM LIST TO GET AND FREE @E1213F3
396	(18C)	CHARACTER	8	TMP2NAME	NAME OF TMPWRKA2 @E1213F3
404	(194)	CHARACTER	4	TMP2LEV	LEVEL OF TMPWRKA2 @E1213F3
408	(198)	CHARACTER	56	TMP2FFLG (0)	FLAGS USED FOR DEBUGGING AND RECOVERY PURPOSES @E1213F3
408	(198)	CHARACTER	4	TMP2DEBUG (0)	TRACE OF FUNCTIONS PERFORMED WHICH CAN BE USED FOR DEBUGGING @E1213F3
408	(198)	CHARACTER	1	TMP2TSFG	FLAGS USED TO INDICATE WHAT FUNCTION WAS PERFORMED BY IKJEFTSC
		1... ....		TMP2PUR	"X'80" PURGE IS DONE
		.1.. ....		TMP2STAT	"X'40" STATUS STOP DONE
		...1 ....		TMP2WAIT	"X'10" WAIT IS DONE
		.... 1..		TMP2POST	"X'08" POST IS DONE
		.... .1..		TMP2W1ST	"X'04" BUILD TMPWRKA1
		.... .1.		TMP2WA2S	"X'02" BUILD TMPWA2
		.... ...1		TMP2W2ST	"X'01" BUILD TMPWRKA2
409	(199)	CHARACTER	1	T2FLGT08	FLAG FOR IKJEFT08
		1... ....		TMP2NPAR	"X'80" NO PARALLEL TMP
410	(19A)	CHARACTER	1	TMP2VFPR	TSF PARAMETER VERIFICATION ROUTINE FOOTPRINT (IKJEFTPV)
		1... ....		TMP2READ	"X'80" READING PARAMETERS
		.1.. ....		TMP2WRIT	"X'40" WRITING PARAMETERS
		.1. ....		TMP2MAIN	"X'20" MAINLINE
		...1 ....		TMP2PAGE	"X'10" READING FUNCTION BUFF
		.... 1..		TMP2PGM	"X'08" READING PGM PARMS
		.... .1..		TMP2CODE	"X'04" SETTING RETURN CODES
		.... .1.		TMP2TPVR	"X'02" RESERVED
		.... ...1		TMP2DONE	"X'01" IKJEFTPV DONE
411	(19B)	CHARACTER	1	TMPFLG1	USED BY T02
		1... ....		TMPARALL	"X'80" PARALLEL TMP ENVIRONMENT
		.1.. ....		TMPAPFCK	"X'40" TSRCHAPF HAS BEEN CALLED
		.1. ....		TMPLOAD	"X'20" LOAD WAS ISSUED
		...1 ....		DIDCALL	"X'10" CALL HAS BEEN PERFORMED BY THE PARALLEL TMP
		.... 1..		R1PGLMST	"X'08" PGM THRU SVC, R1 SET TO PARAMETER LIST FOR PROGRAM
		.... .1..		TMPDETCH	"X'04" IKJEFTP2 IS DETACHING
		.... .1.		TMPRESV7	"X'02" RESERVED
		.... ...1		TMPRESV8	"X'01" RESERVED
412	(19C)	CHARACTER	52	TMP2RCOV (0)	FLAGS USED BY RECOVERY
412	(19C)	CHARACTER	2	TMP2MCTL	MODULE IN CONTROL FLAGS, SET BY ALL TMP MODULES THAT ARE IN CONTROL
412	(19C)	BITSTRING		TMP2MT01	"X'8000" IKJEFT01 IN CONTROL
412	(19C)	BITSTRING		TMP2MTSC	"X'4000" IKJEFTSC IN CONTROL
412	(19C)	BITSTRING		TMP2MT02	"X'2000" IKJEFT02 IN CONTROL
412	(19C)	BITSTRING		TMP2MTPV	"X'1000" IKJEFTPV IN CONTROL
412	(19C)	BITSTRING		TMP2MT08	"X'0800" IKJEFT08 IN CONTROL
412	(19C)	BITSTRING		TMP2MCAF	"X'0400" IKJCAF IN CONTROL
414	(19E)	CHARACTER	8	TMP2FCTL (0)	MODULAR FUNCTION IN CONTROL, SET BY ALL TMP MODULES THAT ARE IN CONTROL
414	(19E)	CHARACTER	1	TMP2FT01	IKJEFT01 FUNCTION IN CONTROL @E1213F3
		1... ....		TMP2FI01	"X'80" IKJEFT01 INITIALIZATION@E1213F3
		.1.. ....		TMP2FTM1	"X'40" IKJEFT01 TERMINATION @E1213F3
415	(19F)	CHARACTER	1	TMP2FTSC	IKJEFTSC FUNCTION IN CONTROL @E1213F3
		1... ....		TMP2FISC	"X'80" IKJEFTSC INITIALIZATION@E1213F3
		.1.. ....		TMP2FBSC	"X'40" IKJEFTSC IN CONTROL AFTER WAIT OF TIBRECB AND BEFORE TERMINATION CODE @E1213F3
		..1. ....		TMP2FTMC	"X'20" IKJEFTSC TERMINATION @E1213F3
416	(1A0)	CHARACTER	1	TMP2FT02	IKJEFT02 FUNCTION IN CONTROL @E1213F3

# TMPWA

Offsets					
Dec	Hex	Type	Len	Name (Dim)	Description
417	(1A1)	CHARACTER 1... ..	1	TMP2FTPV TMP2FSUV	IKJEFTPV FUNCTION IN CONTROL @E1213F3 "X'80" IKJEFTPV SYSTEM/USER FUNCTION, ON IF USER AND OFF IF SYSTEM @E1213F3
418	(1A2)	CHARACTER	1	TMP2FT08	IKJEFT08 FUNCTION IN CONTROL @E1213F3
419	(1A3)	CHARACTER	3	RESERVE5	RESERVED @E1213F3
422	(1A6)	CHARACTER	2	TMP2FLRC	SET BY IKJEFT05 (RECOVERY) TO INDICATE THE RETRY TARGET CODE (FIRST LEVEL) @E1213F3
422	(1A6)	BITSTRING		TMP2FLI1	"X'8000" IKJEFT01 INITIALIZATION @E1213F3
422	(1A6)	BITSTRING		TMP2FLIC	"X'4000" IKJEFTSC INITIALIZATION @E1213F3
422	(1A6)	BITSTRING		TMP2FLBC	"X'2000" IKJEFTSC AFTER WAIT FOR PARALLEL SIDE FOR CLEANUP @E1213F3
422	(1A6)	BITSTRING		TMP2FL02	"X'1000" IKJEFT02 @E1213F3
422	(1A6)	BITSTRING		TMP2FLTV	"X'0800" IKJEFTPV TERMINATION @E1213F3
422	(1A6)	BITSTRING		TMP2TSFR	"X'0400" PARALLEL IKJEFT02 @E2367S4
424	(1A8)	CHARACTER	2	TMP2SLRC	SET BY IKJEFT05 (RECOVERY) TO INDICATE CAUSES FOR A PREVIOUS RETRY TO IKJEFT01 (SECOND LEVEL) @E1213F3
424	(1A8)	BITSTRING		TMP2SL01	"X'8000" IKJEFT01 @E1213F3
424	(1A8)	BITSTRING		TMP2SLIC	"X'4000" IKJEFTSC INITIALIZATION@E1213F3
424	(1A8)	BITSTRING		TMP2SLBC	"X'2000" IKJEFTSC AFTER FIRST ATTACH OF IKJEFT02 @E1213F3
424	(1A8)	BITSTRING		TMP2SL02	"X'1000" IKJEFT02 @E1213F3
424	(1A8)	BITSTRING		TMP2SL08	"X'0800" IKJEFT08 @E1213F3
424	(1A8)	BITSTRING		TMP2SLPV	"X'0400" IKJEFTPV @E1213F3
426	(1AA)	CHARACTER	2	TMP2FAIL	SET ON BY IKJEFT05 (RECOVERY) TO INDICATE FAILURE IN A SPECIFIC TMP MODULE. TMP MODULES USE FLAG TO RESET RECURSION FLAGS. @E1213F3
426	(1AA)	BITSTRING		TMP2DMPF	"X'8000" SET BE IKJEFT05 TO INDICATE THAT A SETRP DUMP IS TO BE TAKEN @E2267H1
426	(1AA)	BITSTRING		TMP2TSCF	"X'4000" IKJEFTSC FAILED @E1213F3
426	(1AA)	BITSTRING		TMP2T02F	"X'2000" IKJEFT02 FAILED @E1213F3
426	(1AA)	BITSTRING		T2T8T9F	"X'1000" T08 T09 ATTACH FAIL @ZTS0162
428	(1AC)	CHARACTER	20	TMP2RTRY (0)	SET BY IKJEFT01 AND IKJEFT02 TO INDICATING ADDRESSES OF RETRY CODE. IKJEFT05 WILL USE THESE ADDRESSES IN ORDER TO RETRY @E1213F3
428	(1AC)	ADDRESS	4	TMP2RBSC	BEGINNING OF IKJEFTSC, SET BY IKJEFT01 @E1213F3
432	(1B0)	ADDRESS	4	TMP2RWSC	AFTER WAIT BEFORE TERMINATION CODE IN IKJEFTSC, SET BY IKJEFT01 @E1213F3
436	(1B4)	ADDRESS	4	TMP2RW02	AFTER WAIT ON TIBRECB: SET BY IKJEFT02 @E1213F3
440	(1B8)	ADDRESS	4	TMP2RT02	TERMINATION CODE IN IKJEFT02 IN ORDER TO RETURN TO IKJEFT01 FOR A RETRY, SET BY IKJEFT02 @E1213F3
444	(1BC)	ADDRESS	4	TMP2RTPV	TERMINATION CODE IN IKJEFTPV IN ORDER TO RETURN TO IKJEFTSC, SET BY IKJEFT02 @E1213F3
448	(1C0)	CHARACTER	16	TMP2MRG1 (0)	FIRST GROUP OF POINTERS TO MODULE SAVEAREAS - SEE TMP2MRG2 FOR THE REMAINING POINTERS EACH TMP MODULE STORE ADDRESS TO ITS REGISTERS SO IKJEFT05 CAN ESTABLISH ADDRESSABILITY DURING A RETRY @ZA85291
448	(1C0)	ADDRESS	4	TMP2RG01	ADDRESS IKJEFT01'S REGISTERS @E1213F3
452	(1C4)	ADDRESS	4	TMP2RGSC	ADDRESS IKJEFTSC'S REGISTERS @E1213F3
456	(1C8)	ADDRESS	4	TMP2RG02	ADDRESS IKJEFT02'S REGISTERS @E1213F3
460	(1CC)	ADDRESS	4	TMP2RGPV	ADDRESS IKJEFTPV'S REGISTERS @E1213F3
464	(1D0)	ADDRESS	4	TMP2RET@	TO INDICATE RETRY ADDRESS ON SETRP MACRO ISSUED IN IKJEFT05@E1213F3
468	(1D4)	ADDRESS	4	TMP2SR14	USED BY RECOVERY ROUTINE TO SAVE RETURN POINT WHEN IT DOES A CALL TO A SUBROUTINE. @E1213F3
472	(1D8)	CHARACTER	1	TMP2TSC2	FLAG NEEDED BY TSC @E1213F3



Offsets		Type	Len	Name (Dim)	Description
Dec	Hex				
		1... ....		TMP2CLR	"X'80" FLAGS NEEDED USED BY TSC TO INDICATE WHAT IS DONE TO INITIATE PARALLEL SIDE @E1213F3
		.1.. ....		TMP2REC	"X'40" INDICATE RETRY TO IKJEFT01 @E1213F3
		..1. ....		TMP2SRCT	"X'20" INDICATE TIB IS TO BE UPDATED BY RECOVERY @ZTY0256
		...1 ....		TMP2INIT	"X'10" INDICATE T01 GOT CONTROL FROM RECOVERY @ZTY0336
		.... 1...		TMP2RINT	"X'08" RESTART REXX @PEI0701
473	(1D9)	CHARACTER	3		RESERVE @E1213F3
476	(1DC)	ADDRESS	4	TMP2TAIE	PTR TO TAIE USED BY IKJEFT02 @ZTS0254
480	(1E0)	ADDRESS	4	TMP2TSP	PTR TO IKJTSP MAPPING MACRO @E2267H1
484	(1E4)	ADDRESS	4	TMP2TP2W	PTR TO SHARED DYNAMIC AREA BETWEEN IKJEFT02 AND IKJEFTP2 @E2267H1
488	(1E8)	ADDRESS	4	TMP2CAFP	PTR TO IKJCAFPL PARAMETER LIST @E2367S4
492	(1EC)	CHARACTER	4	TMP2MRG2 (0)	SECOND GROUP OF POINTERS TO MODULE SAVEAREAS EACH TMP MODULE STORES THE ADDRESS OF ITS REGISTERS SO IKJEFT05 CAN ESTABLISH ADDRESSABILITY DURING A RETRY @ZA85291
492	(1EC)	ADDRESS	4	TMP2RGP2	ADDRESS IKJEFTP2'S REGISTERS @ZA85291
496	(1F0)	CHARACTER	72	TMP2TPSA	IKJEFTP2'S PROTECTED SAVEAREA PASSED BY IKJEFT02 @ZA96882
568	(238)	CHARACTER	72	TMP2TPS2	IKJEFTP2'S PROTECTED SAVEAREA USED BY TP2 TO CALL ITS OWN PROCEDURES. @ZA96882
640	(280)	DBL WORD	8	T3PARMS (0)	PARAMETER LIST PASSED TO ATTENTION ROUTINE IKJEFT03.
640	(280)	ADDRESS	4	T3TAIE@	ADDRESS OF THE TAIE
644	(284)	ADDRESS	4		NOT USED
648	(288)	ADDRESS	4	T3WKPTR2	ADDRESS OF TMPWRKA2
652	(28C)	SIGNED	4	STAXPTR	ADDRESS OF STAX PARM LIST
656	(290)	CHARACTER	16	SYNCHSP	SYNCH PARM LIST
672	(2A0)	CHARACTER	72	TMP2TPS3	IKJEFTP2'S ADDITIONAL PROTECTED SAVEAREAS USED BY TP2 TO CALL ITS OWN PROCEDURES
744	(2E8)	CHARACTER	72	TMP2T08S	IKJEFT08'S PROTECTED SAVEAREA USED BY T02 TO FOR LINK
816	(330)	SIGNED	4	SAVLNKN	FOR IKJEFT08
THE FOLLOWING ARE FOR IKJEFTP2 LINKS TO IRXESTK1					
820	(334)	ADDRESS	4	TMP2FUN@	ADDRESS OF IRXESTK1 FUNCTION
824	(338)	ADDRESS	4	TMP2DAT@	ADDRESS OF POINTER TO IRXESTK1 DATA
828	(33C)	ADDRESS	4	TMP2DAL@	ADDRESS OF IRXESTK1 DATA LENGTH
832	(340)	SIGNED	4	TMP2FUNC	IRXESTK1 FUNCTION
836	(344)	ADDRESS	4	TMP2DATA	IRXESTK1 DATA STACK ELEMENT ADDRESS
840	(348)	SIGNED	4	TMP2DATL	IRXESTK1 DATA STACK ELEMENT LENGTH
THE FOLLOWING ARE FOR IKJEFT08 LINKS TO IRXESTK1					
844	(34C)	ADDRESS	4	TMP2FU@2	ADDRESS OF IRXESTK1 FUNCTION
848	(350)	ADDRESS	4	TMP2DA2@	ADDRESS OF POINTER TO IRXESTK1 DATA
852	(354)	ADDRESS	4	TMP2DL2@	ADDRESS OF IRXESTK1 DATA LENGTH
856	(358)	SIGNED	4	TMP2FUN2	IRXESTK1 FUNCTION
860	(35C)	ADDRESS	4	TMP2DAT2	IRXESTK1 DATA STACK ELEMENT ADDRESS
864	(360)	SIGNED	4	TMP2DAL2	IRXESTK1 DATA STACK ELEMENT LENGTH
868	(364)	SIGNED	4	TMP2PRO1	FUNCTION TO BE PASSED TO IRXESTK1
872	(368)	SIGNED	4	TMP2PRO2	FUNCTION TO BE PASSED TO IRXTVARS
876	(36C)	ADDRESS	4	TMP2EXDP	ADDRESS OF EXECDATA TO BE PASSED TO IRXTVARS
880	(370)	SIGNED	4	SAVLNKO	FOR IKJEFT08
884	(374)	SIGNED	4	TMP2RSVD	RESERVED
888	(378)	CHARACTER	24	TMP2EDST (0)	Storage for IKJEFT08 subrtns TIBENQ and TIBDEQ and IKJEFTP2 subrtns TSFENQ and TSFDEQ
888	(378)	CHARACTER	8	TMP2ENQR (0)	RNAME FOR ENQUE ON TMP3TIBQ
888	(378)	CHARACTER	4	TMP2TCBA	CONTAINS LITERAL CHARACTER STRING 'TCBA'
892	(37C)	SIGNED	4	TMP2T02A	ADDRESS OF ACTIVE IKJEFT02 TCB

## TMPWA

Offsets					
Dec	Hex	Type	Len	Name (Dim)	Description
896	(380)	CHARACTER	16	TMP2ENDQ	Area for ENQ/DEQ
912	(390)	ADDRESS	4	TMP2RGQ2	Address of the IKJEFTQ2 storage.
916	(394)	ADDRESS	4	TMP2DYDC	DY DCB address
920	(398)	SIGNED	4	TMP2T01E	T01 entry indicator
924	(39C)	SIGNED	4	TMP2T5R0	Reg 0 save area for T05
928	(3A0)	SIGNED	4	TMP2T5R1	Reg 1 save area for T05
932	(3A4)	SIGNED	4	TMP2T5RF	Reg 15 save area for T05
936	(3A8)	SIGNED	4	TMP2T5WL	len of key1 T05 dyn area
940	(3AC)	SIGNED	4	TMP2T5W1	addr of key1 T05 dyn area
944	(3B0)	CHARACTER	8		RESERVE
952	(3B8)	DBL WORD	8	TMP2END (0)	ASSURE THAT THIS WORKAREA END IN A DOUBLE WORD BOUNDARY. ANY ADDITION TO WORKAREA SHOULD BE PUT BEFORE TMP2END @E1213F3
		.... ...1		TMP2ET01	"X'00000001" Indicates that the IKJEFT01 entry point is being processed.
		.... ...1.		TMP2ET1A	"X'00000002" Indicates that the IKJEFT1A entry point is being processed.
		.... ...11		TMP2ET1B	"X'00000003" Indicates that the IKJEFT1B entry point is being processed.
		.... 1.1.		TMP2ET1I	"X'0000000A" Indicates that the PWS exits are enabled

WHEN SETTING A MODULE IN CONTROL FLAG,EACH MODULE WILL HAVE A SPECIFIC BIT VALUE. WHEN SETTING ONE OF THESE FLAGS, ALL OTHER MODULE FLAGS WILL BE TURNED OFF @E1213F3  
IKJEFT01'S BIT VALUE @E1213F3

952	(3B8)	BITSTRING		TMP2VT01	"X'8000" IKJEFTSC'S BIT VALUE @E1213F3
952	(3B8)	BITSTRING		TMP2VTSC	"X'4000" IKJEFT02'S BIT VALUE @E1213F3
952	(3B8)	BITSTRING		TMP2VT02	"X'2000" IKJEFTPV'S BIT VALUE @E1213F3
952	(3B8)	BITSTRING		TMP2VTPV	"X'1000" IKJEFT08'S BIT VALUE @E1213F3
952	(3B8)	BITSTRING		TMP2VT08	"X'0800"

## Cross Reference

Name	Hex Offset	Hex Value	Level	Name	Hex Offset	Hex Value	Level
ABMSGSP	F8		2	BLDLTTRZ	210		2
ABND806	50	4	2	CALLNOW	50	8	2
ACEEPTR	C0		2	CALLSWS	50	53	2
ACTSEG	124		2	CALLWA	5C8		2
ACTSEGA	124	124	2	CDCBPTR	D0		2
ACTSEGB	124	126	2	CDCBSP	248		2
ACTSL	124		2	CLOSESP	2D4		2
AMSGLIST	194		2	CMDACTP	48		2
AMSGSEG	198		2	CPABECB	6D8		2
ANUMSEG	194		2	CPPLPTR	98		2
ARCODE	1A0		2	CPPLSP	2E0		2
ASCANAP	C4		2	CRCODE	6C8		2
ASCANFLG	1A4		2	CSOAPTR	9C		2
ASCBPTR	34		2	CSOASP	2F0		2
ASRPARM	1A8		2	CSOASP2	2F8		2
ASRPLPTR	C8		2	CSPLPTR	A0		2
ASXPBTR	38		2	CSPLSP	300		2
ATCHNOW	50	80	2	CSPLSP2	318		2
ATTCHPTR	CC		2	CTLBKSP	330		2
ATTCHSP	1BC		2	CTLBLKA	334		2
ATTEXC2	A9	20	2	CTLBLKL	330		2
BKGMODE	A8	80	2	CTLBLKN	338		2
BLANKB	50	10	2	DAIRRC	6C0		2
BLDLELNG	206		2	DAPBSP	33C		2
BLDLENT	204		2	DAPB0PTR	670		2
BLDLLST	204		2	DAPLPTR	A4		2
BLDLNAME	208		2	DAPLSP	390		2
BLDLRC	6BC		2	DCBPTR	D4		2

Name	Hex Offset	Hex Value	Level	Name	Hex Offset	Hex Value	Level
DCBSP	3A8		2	MODESSP	4AC		2
DIDCALL	19B	10	2	MSGNO	66C		2
DOACTV	50	10	2	MTPL	AC		2
DOATTN	50	2	2	MTPLCBUF	AC		2
DOCHKAT	50	8	2	MTPLECT	B8		2
DOCHKCP	50	2	2	MTPLPS	B0		2
DODONE	50	8	2	MTPLPSCB	B4		2
DOFRECB	50	40	2	MTPLUPT	B0		2
DOGETC	50	10	2	NONSCUR	50	1	2
DOIMPLX	50	40	2	NXTCMD	4B0		2
DOINVOK	50	4	2	OPENSP	4B8		2
DOLIST	50	20	2	PARMFLD	5CC		2
DOPSTRT	50	20	2	PARMS	5CE		2
DOPUTM	50	80	2	PARSPARM	634		2
DORELS	50	8	2	PCFDA	50	2	2
DOSCAN	50	2	2	PDLADDR	634		2
DOSETBF	50	10	2	PDLADDR2	638		2
DOSETTB	50	8	2	PDLPRES	50	80	2
DOTEST	50	20	2	PGPBPTR	B0		2
DOWAIT	50	4	2	PGPBSP	4C4		2
DRSAPF	A8	40	2	PPLIST	5C8		2
DSNBUF	63E		2	PPLPTR	B4		2
DSNBUFFR	63C		2	PPLSP	4D4		2
DSNLENG	63C		2	PPWORKAR	5C8		2
DSOPEN	50	40	2	PRSMSSP	4F0		2
DSSEG	68C		2	PSCBPTR	30		2
DSSGLEN	68C		2	PTPBPTR	B8		2
DSSGOFF	68E		2	PTPBSP	4FC		2
DSSGTX	690		2	PUTLRC	6C4		2
DYNAPPTR	D8		2	RCODE	508		2
DYNASP	434		2	READYPTR	E0		2
DYNATUB	45C		2	RESCOMM	5C		2
EBCDPTR	DC		2	RESCOM2	64		2
ECBLPTR	6DC		2	RESCOM3	74		2
ECTPTR	2C		2	RESCOM4	84		2
ECTSP	460		2	RESERVE5	1A3		2
FLOFLGS	50		2	RLGBPTR	3C		2
FLOFLGS1	50	50	2	RTRYSA	BC		2
FLOFLGS2	50	51	2	RTRY51	BC		2
FLOFLGS3	50	52	2	RTRY52	C0		2
FLOFLGS4	50	53	2	RTRY53	C4		2
FMLCSP	498		2	R1PGMLST	19B	8	2
FRSTEX	50	10	2	R3SAVE	50C		2
FRSTLAB	50	2	2	SAVAR	510		2
GMBRNOW	50	4	2	SAVARPTR	C		2
GTPBPTR	A8		2	SAVLNKA	78		2
GTPBSP	4A4		2	SAVLNKB	7C		2
IOPLPTR	AC		2	SAVLNKC	80		2
JSCBPTR	44		2	SAVLNKD	84		2
LENPARM	5CC		2	SAVLNKE	88		2
LINKNOW	50	20	2	SAVLNKF	8C		2
LOADNOW	50	40	2	SAVLNKG	90		2
LWAPTR	40		2	SAVLNKH	94		2
LWAPTR1	58		2	SAVLNKJ	98		2
MBRDLEN	680		2	SAVLNKK	9C		2
MBRDSEG	680		2	SAVLNKL	A0		2
MBRDTXT	682		2	SAVLNKM	A4		2
MBRSEG	674		2	SAVLNKN	330		2
MBRSLLEN	674		2	SAVLNKO	370		2
MBRSOFF	676		2	SAVLNKRS	78		2
MBRSTXT	678		2	SAVRA	64		2
MCFLGS1	A8		2	SAVRB	68		2
MCTFLGS	A8		2	SAVRC	6C		2
MDYNASP	C8		2	SAVRM	70		2
MODEMSP	5A0		2	SCANAP	E4		2

# TMPWA

Name	Hex Offset	Hex Value	Level	Name	Hex Offset	Hex Value	Level
SCANFLG	548		2	TMPWAIT	6F0	80	2
SKPATTN	50	1	2	TMPAWS	50		2
SNAPSP	54C		2	TMPTECB	6D0		2
SRPLPTR	E8		2	TMPTECB3	714		2
STAXPPTR	28C		2	TMPTEST	50	80	2
STBPTR	F0		2	TMPTEST@	138		2
STPBSP	574		2	TMPTIME	10		2
STPLPTR	BC		2	TMPTSKLB	13C		2
STPLSP	58C		2	TMPTSKRC	154		2
SVLNKE	74		2	TMPTSTAU	134	2	2
SWBIT	5C8		2	TMPT04	14		2
SYNCHSP	290		2	TMPT042	18		2
TCBPTR	24		2	TMPT043	4C		2
TEPKEY	20		2	TMPT05	1C		2
TMPABECB	148		2	TMPT9ECB	54		2
TMPACTRL	50	10	2	TMPURPA	58		2
TMPAECB	48		2	TMPWA2P	8		2
TMPAECB2	6E8		2	TMPWRKA1	38	0	2
TMPAECB3	71C		2	TMPW1LEN	178		2
TMPAPF	134	8	2	TMPW2LEN	17C		2
TMPAPFCK	19B	40	2	TMPZEROS	59C		2
TMPARALL	19B	80	2	TMP1ABNC	704		2
TMPBIT07	134	1	2	TMP1ECB2	6F4		2
TMPBLDAT	FC		2	TMP1END	790		2
TMPBLDL	F0		2	TMP1LEV	710		2
TMPBLDN	F2		2	TMP1NAME	708		2
TMPBLDNM	F4		2	TMP1RSNC	700		2
TMPBLDNR	F0		2	TMP1TIME	50	4	2
TMPBUFF@	180		2	TMP1TQ2S	720		2
TMPCALST	140		2	TMP1TSFE	50	80	2
TMPCECB	40		2	TMP2AECB	174		2
TMPCECB2	6E0		2	TMP2ATIB	16C		2
TMPCECB3	718		2	TMP2ATNP	15C		2
TMPCMDW	50	40	2	TMP2CAFP	1E8		2
TMPCMDWT	4C		2	TMP2CLR	1D8	80	2
TMPCP	134	80	2	TMP2CODE	19A	4	2
TMPCPABN	134	10	2	TMP2DAL@	33C		2
TMPCPCAL	134	40	2	TMP2DAL2	360		2
TMPCPPL@	144		2	TMP2DAT@	338		2
TMPCPTST	134	20	2	TMP2DATA	344		2
TMPCTCB	6CC		2	TMP2DATL	348		2
TMPDE	134	4	2	TMP2DAT2	35C		2
TMPDETCB	19B	4	2	TMP2DA2@	350		2
TMPECBAT	6EC		2	TMP2DEBUG	198		2
TMPECBL2	6E0		2	TMP2DL2@	354		2
TMPECBL3	714		2	TMP2DMPF	1AA	8000	2
TMPECB2	6D4		2	TMP2DONE	19A	1	2
TMPFLAG1	134		2	TMP2DYDC	394		2
TMPFLAG2	135		2	TMP2EDST	378		2
TMPFLAG3	136		2	TMP2END	3B8		2
TMPFLAG4	137		2	TMP2ENDQ	380		2
TMPFLG1	19B		2	TMP2ENQR	378		2
TMPFORCE	135	80	2	TMP2ET01	3B8	1	2
TMPIECB	44		2	TMP2ET1A	3B8	2	2
TMPIECB2	6E4		2	TMP2ET1B	3B8	3	2
TMPLOAD	19B	20	2	TMP2ET1I	3B8	A	2
TMPNECB	3C		2	TMP2EXDP	36C		2
TMPNFCMD	50	20	2	TMP2FAIL	1AA		2
TMPRESV7	19B	2	2	TMP2FBSC	19F	40	2
TMPRESV8	19B	1	2	TMP2FCTL	19E		2
TMPR15RC	6FC		2	TMP2FFLG	198		2
TMPSC ECB	6F0		2	TMP2FISC	19F	80	2
TMPSCTRL	50	8	2	TMP2FI01	19E	80	2
TMPSPLS	150		2	TMP2FLBC	1A6	2000	2
TMPSTAI	14C		2	TMP2FLIC	1A6	4000	2

Name	Hex Offset	Hex Value	Level	Name	Hex Offset	Hex Value	Level
TMP2FLI1	1A6	8000	2	TMP2SL02	1A8	1000	2
TMP2FLRC	1A6		2	TMP2SL08	1A8	800	2
TMP2FLTV	1A6	800	2	TMP2SRCT	1D8	20	2
TMP2FL02	1A6	1000	2	TMP2SR14	1D4		2
TMP2FSUV	1A1	80	2	TMP2STAT	198	40	2
TMP2FTMC	19F	20	2	TMP2SVCI	A9	8	2
TMP2FTM1	19E	40	2	TMP2SYN1	A9	2	2
TMP2FTPV	1A1		2	TMP2SYN2	A9	1	2
TMP2FTSC	19F		2	TMP2TAIE	1DC		2
TMP2FT01	19E		2	TMP2TCBA	378		2
TMP2FT02	1A0		2	TMP2TIB@	168		2
TMP2FT08	1A2		2	TMP2TPSA	1F0		2
TMP2FU@2	34C		2	TMP2TPS2	238		2
TMP2FUN@	334		2	TMP2TPS3	2A0		2
TMP2FUNC	340		2	TMP2TPVR	19A	2	2
TMP2FUN2	358		2	TMP2TP2W	1E4		2
TMP2INIT	1D8	10	2	TMP2TSCA	A9	10	2
TMP2LEV	194		2	TMP2TSCF	1AA	4000	2
TMP2MAIN	19A	20	2	TMP2TSC2	1D8		2
TMP2MCAF	19C	400	2	TMP2TSFC	A9	40	2
TMP2MCTL	19C		2	TMP2TSFG	198		2
TMP2MECB	170		2	TMP2TSFR	1A6	400	2
TMP2MRG1	1C0		2	TMP2TSLB	A8	20	2
TMP2MRG2	1EC		2	TMP2TSP	1E0		2
TMP2MTPV	19C	1000	2	TMP2T01E	398		2
TMP2MTSC	19C	4000	2	TMP2T02A	37C		2
TMP2MT01	19C	8000	2	TMP2T02F	1AA	2000	2
TMP2MT02	19C	2000	2	TMP2T08S	2E8		2
TMP2MT08	19C	800	2	TMP2T5RF	3A4		2
TMP2NAME	18C		2	TMP2T5R0	39C		2
TMP2NPAR	199	80	2	TMP2T5R1	3A0		2
TMP2NTSL	A8	10	2	TMP2T5WL	3A8		2
TMP2PAGE	19A	10	2	TMP2T5W1	3AC		2
TMP2PARM	160		2	TMP2VFPR	19A		2
TMP2PGM	19A	8	2	TMP2VTPV	3B8	1000	2
TMP2PLEN	188		2	TMP2VTSC	3B8	4000	2
TMP2POST	198	8	2	TMP2VT01	3B8	8000	2
TMP2PPTR	184		2	TMP2VT02	3B8	2000	2
TMP2PRO1	364		2	TMP2VT08	3B8	800	2
TMP2PRO2	368		2	TMP2WAIT	198	10	2
TMP2PUR	198	80	2	TMP2WA2S	198	2	2
TMP2RBSC	1AC		2	TMP2WRIT	19A	40	2
TMP2RCOV	19C		2	TMP2W1ST	198	4	2
TMP2READ	19A	80	2	TMP2W2ST	198	1	2
TMP2REC	1D8	40	2	TPLAECB	34		2
TMP2RET@	1D0		2	TPLCBUF	0		2
TMP2RGPV	1CC		2	TPLCECB	2C		2
TMP2RGP2	1EC		2	TPLCTCB	14		2
TMP2RGQ2	390		2	TPLECBL	28	2C	2
TMP2RGSC	1C4		2	TPLECT	C		2
TMP2RG01	1C0		2	TPLIECB	30		2
TMP2RG02	1C8		2	TPLMECB	28		2
TMP2RINT	1D8	8	2	TPLNECB	20		2
TMP2RSVD	374		2	TPLNTCB	24		2
TMP2RTPV	1BC		2	TPLPSCB	8		2
TMP2RTRY	1AC		2	TPLSPLS	1C		2
TMP2RT02	1B8		2	TPLSTAI	18		2
TMP2RWSC	1B0		2	TPLTBUF	10		2
TMP2RW02	1B4		2	TPLTPLE	38		2
TMP2SA@	164		2	TPLUPT	4		2
TMP2SLBC	1A8	2000	2	TWRKA2A	0		2
TMP2SLIC	1A8	4000	2	TWRKA2B	A8		2
TMP2SLPV	1A8	400	2	TWRKA2C	F0		2
TMP2SLRC	1A8		2	T0ASAVEP	54		2
TMP2SL01	1A8	8000	2	T2FLGT08	199		2

## TMPWA

Name	Hex Offset	Hex Value	Level
T2T8T9F	1AA	1000	2
T3PARMS	280		2
T3TAIE@	280		2
T3WKPTR2	288		2
T7TDONE	50	2	2
UPTPTR	28		2
WORK1	634		2
WRKA1PTR	0		2
WRKA2PTR	4		2
XTRCLST	204		2

# TMP3

**Common Name:** TMP Work Area 3  
**Macro ID:** IKJTMP3  
**DSECT Name:** TMP3  
**Owning Component:** TSO/E Scheduler (28502)  
**Eye-Catcher ID:** TMP3  
**Offset:** Offset 0 and length 4  
**Subpool and Key:** Subpool 230 and key 1  
**Size:** 40 bytes  
**Created by:** IKJEFT01 (TMP Initialization)  
**Pointed to by:** LWATMPW3 in the Logon Work Area (IKJEFLWA)  
**Serialization:** Needed to change TM3TIBQ - ENQ/DEQ, Major Name = SYSZTSOA, Minor Name = TCBAxxxx where xxxx = the active T02's TCB address at the time of the parallel service request. (Obtain from TMP3AT02).  
**Function:** TMP 3 is a communications area between the TMP (TSO/E Terminal Monitor Program) initialization, the TMP mainline and internal users of the TSO/E service facility.

## Data Area Map

Offsets					
Dec	Hex	Type	Len	Name (Dim)	Description
0	(0)	STRUCTURE	96	TMP3	
0	(0)	CHARACTER	4	TMP3TMP3	ACRONYM IN EBCDIC 'TMP3'
4	(4)	UNSIGNED	1	TMP3LEV	TMP3 VERSION
5	(5)	CHARACTER	1	TMP3FLAG	FLAG NEEDED BY TMP PROCESSING
		1... ..		TMP3ATTN	INDICATE ATTN EXIT ESTABLISHED BY T02 IS IN CONTROL (IKJEFT03)
		.1.. ....		TMP3TSFC	AN ATTENTION OCCURRED WHILE IN TSF/CLIST MODE AND THERE WERE NO CLIST ATTENTION EXITS TO PROCESS.
		..1. ....		TMP3NOAT	AN ATTENTION OCCURRED WHILE THE PARALLEL TMP IS INITIALIZING
		...1 ....		TMP3USAG	INDIC. REGISTERED FOR USAGE BASED PRICING
		.... 1111		*	R E S E R V E
6	(6)	BITSTRING	1	TMP3RS02	RESERVED
7	(7)	1... ..		TMP3TBIU	TMP TIB IN USE BIT MAINTAINED BY IKJEFTP2 AND IKJEFT08
		.1.. ....		TMP3TSFA	AN ATTENTION OCCURRED WHILE IN TSF/CLIST MODE, AN AUTHORIZED COMMAND WAS PROCESSING, AND THERE WAS NO CLIST ATTENTION ROUTINE. THIS INDICATES THAT THE PARALLEL TMP SHOULD BE TERMINATED. SET BY IKJEFT03, CHECKED AND RESET BY IKJEFTP2.
		..1. ....		TMP3TIP	TERMINATION IN PROGRESS AT THE T01 TASK LEVEL
		...1 1111		TMP3RS03	RESERVED
8	(8)	CHARACTER	4	TMP3PECB	ECB USED TO INITIATE PARALLEL TMP PROCESSING
		1... ..		*	ECB WAIT BIT
		.1.. ....		TMP3PECP	PARALLEL PROCESSING ECB POST BIT
8	(8)	BITSTRING	3	*	ECB COMPLETION CODE
12	(C)	ADDRESS	4	TMP3AT02	TCB ADDR FOR THE T02 CURRENTLY ACTIVE
16	(10)	ADDRESS	4	TMP3TIBQ	ADDR OF THE FIRST BLOCK ON THE TIB (TMP INTERFACE BLOCK) QUEUE
20	(14)	ADDRESS	4	TMP3WKA2	PTR TO AN IMAGE OF TMPWRKA2 USED TO INITIALIZE THE TMP WORK AREAS PASSED TO THE PARALLEL T02
24	(18)	ADDRESS	4	TMP3ENVB	PTR TO TSO REXX ENVBLOCK

## TMP3

Offsets					
Dec	Hex	Type	Len	Name (Dim)	Description
28	(1C)	ADDRESS	4	TMP3WRK2	PTR TO A TMPWRKA2 (KEY 1) USED BY T01
32	(20)	ADDRESS	4	TMP3WA2	PTR TO T02'S PROTECTED WORKAREA
36	(24)	ADDRESS	4	TMP3AW2	PTR TO ACTIVE T02 PROTECTED WORKAREA
40	(28)	CHARACTER	4	TMP3AECB	NEED BY ATTN EXIT IN TSC TO GET ACCESS TO UNPROTECTED WORKAREA TO POST ATTN ECB
		1... ....		*	ECB USED TO INITIATE CONSOLE AUTHORIZED TASK
		.1.. ....		TMP3AECB	ECB WAIT BIT
40	(28)	BITSTRING	3	*	ATTACH CONSOLE TASK ECB POST BIT
44	(2C)	CHARACTER	4	TMP3DECB	ECB COMPLETION CODE
		1... ....		*	ECB POSTED BY RTM WHEN THE CONSOLE AUTHORIZED TASK TERMINATES
		.1.. ....		TMP3DECB	ECB WAIT BIT
44	(2C)	BITSTRING	3	*	DETACH CONSOLE TASK ECB POST BIT
48	(30)	CHARACTER	4	TMP3TECB	ECB COMPLETION CODE
		1... ....		*	TSOLIB's ECB - used to initiate a TSOLIB request within the TMP.
		.1.. ....		TMP3TECB	TSOLIB ECB wait bit
48	(30)	BITSTRING	3	*	TSOLIB ECB post bit
52	(34)	ADDRESS	4	TMP3FREE (10)	TSOLIB ECB completion code
					Room reserved for later use.

---

ADD ANY NEW FIELDS BEFORE THE NEXT DECLARE.

---

96	(60)	CHARACTER		*	ASSURE TMP3 ENDS ON A DOUBLE WORD BOUNDARY
----	------	-----------	--	---	--

## Constants

Len	Type	Value	Name	Description
CONSTANTS FOR INITIALIZING THE CONTROL BLOCK ID AND LEVEL TMP3LEVEL MUST BE INCREMENTED WHEN THE TMP3 IS UPDATED.				
4	CHARACTER	TMP3	TMP3CHAR	CHARACTERS FOR INITIALIZING TMP3TMP3
1	DECIMAL	3	TMP3LEVEL	TMP3 LEVEL = 3

## Cross Reference

Name	Hex Offset	Hex Value	Level	Name	Hex Offset	Hex Value	Level
TMP3	0		1	TMP3USAG	5	10	3
TMP3AECB	28		2	TMP3WA2	20		2
TMP3AECB	28	40	3	TMP3WKA2	14		2
TMP3ATTN	5	80	3	TMP3WRK2	1C		2
TMP3AT02	C		2				
TMP3AW2	24		2				
TMP3DECB	2C		2				
TMP3DECB	2C	40	3				
TMP3ENVB	18		2				
TMP3FLAG	5		2				
TMP3FREE	34		2				
TMP3LEV	4		2				
TMP3NOAT	5	20	3				
TMP3PECB	8		2				
TMP3PECP	8	40	3				
TMP3RS02	6		2				
TMP3RS03	7	1F	2				
TMP3TBIU	7	80	2				
TMP3TECB	30		2				
TMP3TECP	30	40	3				
TMP3TIBQ	10		2				
TMP3TIP	7	20	2				
TMP3TMP3	0		2				
TMP3TSFA	7	40	2				
TMP3TSFC	5	40	3				



**TPL**

## PROGRAMMING INTERFACE INFORMATION

**TPL**

End of PROGRAMMING INTERFACE INFORMATION

**TPL**

**Common Name:** TSO/E TEST Parameter List  
**Macro ID:** IKJTPL  
**DSECT Name:** TPL  
**Owning Component:** TSO/E Scheduler (28502)  
**Eye-Catcher ID:** None  
**Offset:** N/A  
**Subpool and Key:** Subpool 1 and key 8  
**Size:** 60 bytes  
**Created by:** IKJEFT01  
**Pointed to by:** Register 1 on entry to TSO/E TEST  
**Serialization:** None  
**Function:** Communication medium between the TMP and TEST, containing pointers to ECB's, buffers and control blocks.

**Data Area Map**

Offsets					
Dec	Hex	Type	Len	Name (Dim)	Description
0	(0)	STRUCTURE	60	TPL	
0	(0)	ADDRESS	4	TPLCBUF	PTR TO COMMAND BUFFER
4	(4)	ADDRESS	4	TPLUPT	PTR TO UPT
8	(8)	ADDRESS	4	TPLPSCB	PTR TO PSCB
12	(C)	ADDRESS	4	TPLECT	PTR TO ECT
16	(10)	ADDRESS	4	TPLTBUF	PTR TO TEST COMMAND BUFFER
20	(14)	ADDRESS	4	TPLCTCB	PTR TO ATTACHED CP TCB
24	(18)	ADDRESS	4	TPLSTAI	PTR TO TMP STAI EXIT RTN
28	(1C)	ADDRESS	4	TPLSPLS	PTR TO STAI PARAMETER LIST
32	(20)	ADDRESS	4	TPLNECB	PTR TO ECB FOR ABENDING CP
36	(24)	ADDRESS	4	TPLNTCB	PTR TO TCB FOR ABENDING CP
40	(28)	ADDRESS	4	TPLMECB	PTR TO STOP/MODIFY ECB
44	(2C)	CHARACTER	12	TPLCEBL	TMP WAIT ECB LIST
44	(2C)	ADDRESS	4	TPLCECB	PTR TO ATTACHED CP ECB
48	(30)	ADDRESS	4	TPLIECB	PTR TO TMP STAI ECB
52	(34)	CHARACTER	1	TPLLEND	HIGH ORDER BIT ON
53	(35)	ADDRESS	3	TPLAECB	PTR TO TMP ATTN ECB
56	(38)	ADDRESS	4	TPLTPLE	TPL EXTENT ADDRESS

## TPL

### Cross Reference

Name	Hex Offset	Hex Value	Level
TPL	0		1
TPLAECB	35		3
TPLCBUF	0		2
TPLCECB	2C		3
TPLCTCB	14		2
TPLECBL	2C		2
TPLECT	C		2
TPLIECB	30		3
TPLLEND	34		3
TPLMECB	28		2
TPLNECB	20		2
TPLNTCB	24		2
TPLPSCB	8		2
TPLSPLS	1C		2
TPLSTAI	18		2
TPLTBUF	10		2
TPLTPLE	38		2
TPLUPT	4		2

# TPLE

PROGRAMMING INTERFACE INFORMATION

TPLE

End of PROGRAMMING INTERFACE INFORMATION

## TPLE

**Common Name:** Test Parameter List Extent  
**Macro ID:** IKJTPLE  
**DSECT Name:** TPLE  
**Owning Component:** TSO/E Scheduler (28502)  
**Eye-Catcher ID:** None  
**Offset:** N/A  
**Subpool and Key:** Subpool 1 and key 0  
**Size:** 32 bytes  
**Created by:** IKJEFT01 - TMP Initialization, IKJEFTSC - TSO/E Service Controller  
**Pointed to by:** TPLTPLE in IKJTPL  
**Serialization:** None  
**Function:** The TPLE is an extension to the TPL. It is created so a DCB chain address can be passed to the TMP by TSO/E Test.

### Data Area Map

Offsets					
Dec	Hex	Type	Len	Name (Dim)	Description
0	(0)	STRUCTURE	32	TPLE	
0	(0)	ADDRESS	4	TPLETDCB	PTR TO THE TEST DCB
4	(4)	CHARACTER	4	TPLEFLGS	TPLE FLAG FIELDS
4	(4)	CHARACTER	1	TPLEFLG1	TPLE FLAG1 FIELD
		1... .... .111 1111		TPLETSTA *	TESTAUTH WAS THE COMMAND ENTERED RESERVED FLAGS
5	(5)	CHARACTER	3	*	TPLE RESERVED FLAGS
8	(8)	ADDRESS	4	TPLENCBF	PTR TO THE TESTAUTH INITIALIZA- TION EXIT
12	(C)	ADDRESS	4	TPLECOMW	NEW COMMAND BUFFER PARAMETER PTR TO THE TESTAUTH INITIALIZA- TION EXIT
16	(10)	CHARACTER	16	TPLERSVD	COMMUNICATION WORD PARAMETER RESERVED

### Cross Reference

Name	Hex Offset	Hex Value	Level
TPLE	0		1
TPLECOMW	C		2
TPLEFLGS	4		2
TPLEFLG1	4		3
TPLENCBF	8		2
TPLERSVD	10		2
TPLETDCB	0		2
TPLETSTA	4	80	4

**TSP**

## PROGRAMMING INTERFACE INFORMATION

**TSP**

End of PROGRAMMING INTERFACE INFORMATION

**TSP**

**Common Name:** Linkage Assist Routine Parameter List  
**Macro ID:** IKJTSP  
**DSECT Name:** TSP  
**Owning Component:** TSO/E Scheduler (28502)  
**Eye-Catcher ID:** TSP  
**Offset:** Offset 0 and length 4  
**Subpool and Key:** Subpool 1 and Key 8  
**Size:** 120 bytes  
**Created by:** IKJEFT01, IKJEFTSC  
**Pointed to by:** TMPWRKA2  
**Serialization:** None  
**Function:** Contains control information for linkage assist routine (LAR) processing of TMP I/O.

**Data Area Map**

Offsets		Type	Len	Name (Dim)	Description
Dec	Hex				
0	(0)	DBL WORD	8 (0)		
0	(0)	CHARACTER	4	TSPTSP	IDENTIFIER 'TSP '
0	(0)	CHARACTER	5	TSPTSPC	"C'TSP '" TSP ACRONYM CONSTANT
4	(4)	BITSTRING	1	TSPLEV	TSP VERSION NUMBER
		.... ...1		TSPLEV1	"X'01'" TSP VERSION NUMBER CONSTANT
5	(5)	BITSTRING	1	TSPRES01	RESERVED
6	(6)	BITSTRING	1	TSPRES02	RESERVED
7	(7)	BITSTRING	1	TSPRES03	RESERVED
		.... 1...		TSPWA	*** USED TO CLEAR OUT WORK AREA
8	(8)	SIGNED	4	TSPTYPE	TYPE OF FUNCTION TO PERFORM
		.... ...1		TSPOPENS	"1" OPEN DATA SET AS INPUT WITH SYNAD EXIT
		.... ...1.		TSPOPEN	"2" OPEN A DATA SET
8	(8)	SIGNED		TSPCLOSS	"256" CLOSE DATA SET WITH SYNAD EXIT
8	(8)	SIGNED		TSPCLOSE	"257" CLOSE DATA SET
8	(8)	SIGNED		TSPCLOSF	"258" CLOSE DATA SET AS FREE
8	(8)	SIGNED		TSPBLDL	"512" BLDL ON LIBRARY
8	(8)	SIGNED		TSPREAD	"768" READ A DATA SET FOLLOWED BY A CHECK TO SEE IF I/O IS FINISHED
8	(8)	SIGNED		TSPFIND	"1280" FIND A NAME IN A DATA SET
12	(C)	ADDRESS	4	TSPDCB	ADDRESS OF DCB
16	(10)	ADDRESS	4	TSPPLIST	ADDRESS OF MACRO LIST ADDRESS
20	(14)	ADDRESS	4	TSPDECBC	ADDRESS OF DATA EVENT CONTROL BLCK
24	(18)	ADDRESS	4	TSPMEMB	ADDRESS OF BUFFER FOR MEMBER NAME
28	(1C)	SIGNED	4	TSPSAVEA (18)	SAVE AREA FOR IKJEFTSL REGISTERS
100	(64)	SIGNED	4	TSPSTAT	AREA FOR STATUS OF SYNAD

Offsets					
Dec	Hex	Type	Len	Name (Dim)	Description
104	(68)	SIGNED	4	TSPRCODE	AREA FOR RETURN CODE FROM EXECUTED MACRO
108	(6C)	SIGNED	4	TSPRES04	RESERVED

**Comments**

SET THE TSPTYPE WITH ONE OF THE FOLLOWING CONSTANTS TO INDICATE THE TYPE OF FUNCTION THAT WILL BE PERFORMED

**End of Comments**

112	(70)	DBL WORD .11. 1...	8	TSPEND (0) TSPWALEN	' END IKJTSP ON A DOUBLE WORD BOUNDRY "-TSPWA" LENGTH OF LOGON WORK AREA
-----	------	-----------------------	---	------------------------	---

**Cross Reference**

Name	Hex Offset	Hex Value	Level
TSPBLDL	8	200	2
TSPCLOSE	8	101	2
TSPCLOSF	8	102	2
TSPCLOSS	8	100	2
TSPDCB	C		2
TSPDECB	14		2
TSPEND	70		2
TSPFIND	8	500	2
TSPLEV	4		2
TSPLEV1	4	1	2
TSPMEMB	18		2
TSPOPEN	8	2	2
TSPOPENS	8	1	2
TSPPLIST	10		2
TSPRCODE	68		2
TSPREAD	8	300	2
TSPRES01	5		2
TSPRES02	6		2
TSPRES03	7		2
TSPRES04	6C		2
TSPSAVEA	1C		2
TSPSTAT	64		2
TSPTSP	0		2
TSPTSPC	0	2D740	2
TSPTYPE	8		2
TSPWA	7	8	2
TSPWALEN	70	68	2

# TSVT

PROGRAMMING INTERFACE INFORMATION

TSVT

Only the following fields are part of the programming interface:

- TSVTVACC
- TSVTLMOD
- TSVTLREL
- TSVTLVER
- TSVTTSOL

End of PROGRAMMING INTERFACE INFORMATION

## TSVT

**Common Name:** TSO/E Vector Table  
**Macro ID:** IKJTSVT  
**DSECT Name:** TSVT  
**Owning Component:** TSO/E Scheduler (28502)  
**Eye-Catcher ID:** TSVT  
**Offset:** Offset 0 and length 4  
**Subpool and Key:** Subpool 241 and Key 0  
 (Residence below 16 megabytes in virtual storage)  
**Size:** 296 bytes  
**Created by:** IKJEFXSR  
**Pointed to by:** CVTTVT field of the CVT data area  
**Serialization:** None  
**Function:** Contains addresses of branch entered routines and control tables.

## IKJTSVT Map

Offsets					
Dec	Hex	Type/Value	Len	Name (Dim)	Description
0	(0)	STRUCTURE	0	TSVT	
0	(0)	DBL WORD	8	(0)	BEGIN TSVT ON DOUBLE WORD BDY
0	(0)	CHARACTER	4	TSVTTSVT	ACRONYM IN EBCDIC 'TSVT'
4	(4)	CHARACTER	1	TSVTLEV	TSVT VERSION
5	(5)	CHARACTER	1	TSVTFLG1	FLAG INDICATORS
6	(6)	CHARACTER	2	TSVTRSV1	RESERVED
8	(8)	ADDRESS	4	TSVTNCT	ADDRESS OF THE MOST CURRENT NOTICE TABLE
12	(C)	ADDRESS	4	TSVTVACC	ADDRESS OF THE CLIST VARIABLE ACCESS ROUTINE
16	(10)	ADDRESS	4	TSVTASF	ADDRESS OF THE AUTHORIZED SERVICE FACILITY ROUTINE

Comment

TSO/E R2.1 SUPPORT @E2267F2

End of Comment

20	(14)	ADDRESS	4	TSVTLTBL	ADDRESS OF LOGON ADDRESS TABLE
24	(18)	ADDRESS	4	TSVTFLA1	ADDRESS OF LOGON INITIALIZATION MODULE
28	(1C)	ADDRESS	4	TSVTCTIO	ADDRESS OF CLIST I/O LAR
32	(20)	ADDRESS	4	TSVTCTAB	ADDRESS OF LOAD MODULE CONTAINING MESSAGES IN TRANSLATE TABLES
36	(24)	ADDRESS	4	TSVTT440	ADDRESS OF CLIST VARIABLE ACCESS METHOD - IKJCT440

Offsets						
Dec	Hex	Type/Value	Len	Name (Dim)	Description	
40	(28)	ADDRESS	4	TSVTT441	ADDRESS OF GENERAL VARIABLE ACCESS METHOD - IKJT441R	
44	(2C)	ADDRESS	4	TSVTPUTL	ADDRESS OF PUTLINE ROUTINE	
48	(30)	ADDRESS	4	TSVTPGT	ADDRESS OF PUTGET ROUTINE	
52	(34)	ADDRESS	4	TSVTGETL	ADDRESS OF GETLINE ROUTINE	
56	(38)	ADDRESS	4	TSVTSTCK	ADDRESS OF STACK ROUTINE	
60	(3C)	ADDRESS	4	TSVTTSL	ADDRESS OF TMP LAR	
64	(40)	ADDRESS	4	TSVTSCAN	ADDRESS OF SCAN ROUTINE	
68	(44)	ADDRESS	4	TSVTPARS	ADDRESS OF PARSE ROUTINE	
72	(48)	ADDRESS	4	TSVTEF02	ADDRESS OF MESSAGE WRITER ROUTINE	
76	(4C)	ADDRESS	4	TSVTPVT	Address of TPVT	
80	(50)	ADDRESS	4	TSVTRCVY	Address of Recovery Routine IKJCMDRC	
84	(54)	ADDRESS	4	TSVTTRAN	IKJTRANS	
88	(58)	CHARACTER	8	TSVTBCMT	Member Token for Broadcast Notice XCF Group	

Comment

TSO/E R3 SUPPORT @E2367H1

End of Comment

96	(60)	ADDRESS	4	TSVTCAF	CLIST ATTENTION FACILITY ADDR REL 3
100	(64)	CHARACTER	4	TSVTTSQL (0)	TSO/E LEVEL INDICATOR
100	(64)	CHARACTER	1	TSVTLVER	- VERSION LEVEL
101	(65)	CHARACTER	2	TSVTLREL	- RELEASE NUMBER
103	(67)	CHARACTER	1	TSVTLMOD	- MODIFICATION LEVEL

Comment

TSO/E R4 SUPPORT @E1402C1

End of Comment

104	(68)	ADDRESS	4	TSVTCTDB	ADDRESS OF DOUBLE BYTE CHAR ROUTINE
108	(6C)	ADDRESS	4	TSVTRIF	BROADCAST DATA SET INTERFACE ROUTINE ADDRESS FOR RELEASE 4
112	(70)	ADDRESS	4	TSVTRAF	LOGON RACF SUPPORT ROUTINE ADDRESS FOR RELEASE 4
116	(74)	ADDRESS	4	TSVTRTRP	TSO ROUTER ADDRESS
120	(78)	ADDRESS	4	TSVTTBLS	ADDRESS OF TABLE LOOK UP SERVICE
124	(7C)	ADDRESS	4	TSVTADTB	ADDRESS OF ALTLIB
128	(80)	ADDRESS	4	TSVTTBLR	ADDRESS OF TABLE LOOKUP SERVICE RTN
132	(84)	ADDRESS	4	TSVTESTK	Address of IRXESTK1
136	(88)	ADDRESS	4	TSVTTVAR	Address of IRXTVARS
140	(8C)	ADDRESS	4	TSVTINIT	Address of IRXINIT
144	(90)	ADDRESS	4	TSVTOLAR	Address of IRXIOLAR
148	(94)	ADDRESS	4	TSVITTO00	Address of IRXSTO00
152	(98)	ADDRESS	4	TSVTT44X	Address of IKJCT44X
156	(9C)	ADDRESS	4	TSVTFTS2	Address of IKJEFTS2
160	(A0)	ADDRESS	4	TSVTEXE	Address of IRXEXEC
164	(A4)	ADDRESS	4	TSVTINOI	Address of IRXINOUT
168	(A8)	ADDRESS	4	TSVTLOA	Address of IRXLOAD
172	(AC)	ADDRESS	4	TSVITER	Address of IRXTERM
176	(B0)	ADDRESS	4	TSVTSUBC	Address of IRXSUBCM
180	(B4)	ADDRESS	4	TSVTMSGI	Address of IRXMSGID
184	(B8)	ADDRESS	4	TSVTEXCO	Address of IRXEXCOM
188	(BC)	ADDRESS	4	TSVTERM	Address of IRXTERMA
192	(C0)	ADDRESS	4	TSVTETVP	Address of Exit & Vector Table
196	(C4)	ADDRESS	4	TSVTTSTFI	Address of IKJEFTSI
200	(C8)	ADDRESS	4	TSVTTSTFT	Address of IKJEFTST
204	(CC)	SIGNED	4	TSVTPCN1	PC number for IKJPCENV
208	(D0)	ADDRESS	4	TSVTSNTA	System copy of the SNTAB
212	(D4)	ADDRESS	4	TSVTSVTA	System copy of the SVTAB
216	(D8)	SIGNED	4	TSVTSYML	Length of system SNTAB and SVTAB
220	(DC)	SIGNED	4	TSVTXCFU	Lock for parmlib updating
224	(E0)	ADDRESS	4	TSVTMSTR	Address of Master ASCB
228	(E4)	SIGNED	4	TSVTBECB	ECB for IKJBCMSG

## IKJTSVT Map

Offsets					
Dec	Hex	Type/Value	Len	Name (Dim)	Description
232	(E8)	ADDRESS	4	TSVTAPPC	Addr of APPC callable service table
236	(EC)	ADDRESS	4	TSVTURPS	Address of IKJURPS module
240	(F0)	SIGNED	4	TSVTPCN2	PC number for IKJCMDPC
244	(F4)	ADDRESS	4	TSVTMSR0	Address of IKJMSR0 module
248	(F8)	ADDRESS	4	TSVTMDT@	Address of module table
252	(FC)	SIGNED	4	TSVTSECB	ECB for broadcast switches
256	(100)	ADDRESS	4	TSVTSWAS	Address of ASCB for address space requesting the broadcast switch
260	(104)	ADDRESS	4	TSVTSWWA	Address of switch processing work area
264	(108)	ADDRESS	4	TSVTSWCB	Address of switch control block

Comment

TSO/E Free Space

End of Comment

268	(10C)	SIGNED	4	(7)	Reserved
296	(128)	DBL WORD	8	TSVTEND (0)	ASSURE TSVT ENDS ON DOUBLE WORD BOUNDARY

Comment

THE FOLLOWING DECLARATIONS DEFINE THE ENTRY AND RETURN CODES USED BY THE CLIST VARIABLE ACCESS ROUTINE (POINTED TO BY TSVSVACC).

ENTRY CODES

End of Comment

296	(128)	X'1'	0	TSVERETR	"1" RETURN VARIABLE VALUE
296	(128)	X'2'	0	TSVEUPDT	"2" UPDATE VARIABLE
296	(128)	X'3'	0	TSVELOC	"3" LOCATE / LOCATE NEXT
296	(128)	X'4'	0	TSVERSVD	"4" RESERVED
296	(128)	X'12'	0	TSVNOIMP	"18" NO IMPLICIT

Comment

RETURN CODES

End of Comment

296	(128)	X'0'	0	TSVR0K	"0" EVERYTHING OK
296	(128)	X'4'	0	TSVRNORS	"4" VARIABLE RETURNED SHOULDN'T BE RE-SCANNED
296	(128)	X'8'	0	TSVREVAL	"8" VARIABLE RETURNED REQUIRES EVALUATION
296	(128)	X'C'	0	TSVRLAB	"12" VARIABLE RETURNED IS A LABEL
296	(128)	X'10'	0	TSVRNAUP	"16" SYSTEM VARIABLE - CAN'T BE UPDATED BY THE USER
296	(128)	X'14'	0	TSVRNOM	"20" FOR LOCATE - NO VARIABLE RETURNED - THERE ARE NO MORE VARIABLES
296	(128)	X'18'	0	TSVRPROC	"24" VARIABLE RETURNED IS A PROCEDURE NAME
296	(128)	X'1E'	0	TSVRSVD2	"30" RESERVED
296	(128)	X'20'	0	TSVRGETF	"32" GETMAIN/FREEMAIN FAILURE
296	(128)	X'24'	0	TSVRNSIZ	"36" SYMBOL NAME TOO LARGE OR SMALL
296	(128)	X'28'	0	TSVRENV	"40" INCORRECT ENVIRONMENT
296	(128)	X'2C'	0	TSVRPARM	"44" INVALID ENTRY CODE
296	(128)	X'30'	0	TSVRDUP	"48" DUPLICATE SYMBOL FOUND
296	(128)	X'34'	0	TSVRUNDF	"52" UNDEFINED VARIABLE
296	(128)	X'38'	0	TSVRGLER	"56" TOO MANY GLOBAL VARIABLES
296	(128)	X'3C'	0	TSVRUNDG	"60" UNDEFINED GLOBAL VARIABLE
296	(128)	X'40'	0	TSVRINVR	"64" VARIABLE NOT VALID AS A CALL BY REFERENCE VARIABLE
296	(128)	X'44'	0	TSVRUNDR	"68" UNDEFINED CALL BY REFERENCE VARIABLE
296	(128)	X'50'	0	TSVIREXX	"80" VARIABLE NAME IS NOT VALID FOR REXX



Offsets		Type/Value	Len	Name (Dim)	Description
Dec	Hex				
296	(128)	X'51'	0	TSVREXXE	"81" AN UNEXPECTED RETURN CODE WAS RECEIVED FROM A REXX ROUTINE
Comment					
FLAG INDICATORS FOR TSVTFLG1					
End of Comment					
	1... ..			TSVTNCTU	"X'80" Instorage copy of system notices needs to be updated
	.1.. ..			TSVTNETL	"X'40" None of the TSO/E Exits were found in LPA/ELPA
	..1. ....			TSVTUPDP	"X'20" IKJBCMSG posted for parmib update signalling
	...1 ....			TSVTSWCH	"X'10" IKJBCMSG posted to switch the broadcast data set
	.... 1...			TSVTPHRS	"X'08" Password phrase support is active
	.... .1..			TSVTAPPL	"X'04" Logon APPL verification is active
	.... ..1.			TSVTLGNH	"X'02" LOGONHERE support is active

**IKJTSVT Cross Reference**

Name	Hex Offset	Hex Value	Name	Hex Offset	Hex Value
TSVELOC	128	3	TSVTEXE	A0	
TSVERETR	128	1	TSVTFLA1	18	
TSVERSVD	128	4	TSVTFLG1	5	
TSVEUPDT	128	2	TSVTFTS2	9C	
TSVIREXX	128	50	TSVTGETL	34	
TSVNOIMP	128	12	TSVTLGNH	128	02
TSVRDUP	128	30	TSVTINIT	8C	
TSVRENV	128	28	TSVTINOU	A4	
TSVREVAL	128	8	TSVTLEV	4	
TSVREXXE	128	51	TSVTLMOD	67	
TSVRGETF	128	20	TSVTLOA	A8	
TSVRGLER	128	38	TSVTLREL	65	
TSVRINVR	128	40	TSVTLTBL	14	
TSVRLAB	128	C	TSVTLVER	64	
TSVRNAUP	128	10	TSVTMDT@	F8	
TSVRNOM	128	14	TSVTMSGI	B4	
TSVRNORS	128	4	TSVTMSR0	F4	
TSVRNSIZ	128	24	TSVTMSTR	E0	
TSVROK	128	0	TSVTNCT	8	
TSVRPARM	128	2C	TSVTNCTU	128	80
TSVRPROC	128	18	TSVTNETL	128	40
TSVRSVD2	128	1E	TSVTOLAR	90	
TSVRUNDF	128	34	TSVTPARS	44	
TSVRUNDG	128	3C	TSVTPCN1	CC	
TSVRUNDR	128	44	TSVTPCN2	F0	
TSVT	0		TSVTPHRS	128	08
TSVTADTB	7C		TSVTPTGT	30	
TSVTAPPC	E8		TSVTPUTL	2C	
TSVTAPPL	128	04	TSVTRAF	70	
TSVTASF	10		TSVTRCVY	50	
TSVTBCMT	58		TSVTRIF	6C	
TSVTBECB	E4		TSVTRSV1	6	
TSVTCAF	60		TSVTRTRP	74	
TSVTCTAB	20		TSVTSCAN	40	
TSVTCTDB	68		TSVTSECB	FC	
TSVTCTIO	1C		TSVTSNTA	D0	
TSVTEF02	48		TSVTSTCK	38	
TSVTEND	128		TSVTSUBC	B0	
TSVTESTK	84		TSVTSVTA	D4	
TSVTETVP	C0		TSVTSWAS	100	
TSVTEXCO	B8		TSVTSWCB	108	

## IKJTSVT Cross Reference

Name	Hex Offset	Hex Value
TSVTSWCH	128	10
TSVTSWWA	104	
TSVTSYML	D8	
TSVTTBLR	80	
TSVTTBLS	78	
TSVTTER	AC	
TSVTTERM	BC	
TSVTT000	94	
TSVTTPVV	4C	
TSVTTTRAN	54	
TSVTTTSFI	C4	
TSVTTTSFT	C8	
TSVTTSL	3C	
TSVTTSQL	64	
TSVTTSVT	0	
TSVTTVAR	88	
TSVTT44X	98	
TSVTT440	24	
TSVTT441	28	
TSVTUPDP	128	20
TSVTURPS	EC	
TSVTVACC	C	
TSVTXCFU	DC	

# UPT

PROGRAMMING INTERFACE INFORMATION

UPT

The following field is **NOT** part of the programming interface:

- UPTLNGFL

End of PROGRAMMING INTERFACE INFORMATION

## UPT

**Common Name:** TSO/E User Profile Table  
**Macro ID:** IKJUPT  
**DSECT Name:** UPT  
**Owning Component:** TSO/E Scheduler (28502)  
**Eye-Catcher ID:** None  
**Offset:** None  
**Subpool and Key:** Subpool 0 and key 8  
**Size:** 56 bytes  
**Created by:** IKJEFLA  
**Pointed to by:** CPPLUPT field of the CPPL data area, PSCBUPT  
**Serialization:** None  
**Function:** Contains information stored in UADS, used by LOGON/LOGOFF, TMP, and command processors.

### Data Area Map

Offsets					
Dec	Hex	Type	Len	Name (Dim)	Description
0	(0)	STRUCTURE	56	UPT	
0	(0)	SIGNED	2	UPTLEN	LENGTH OF THE UPT
2	(2)	CHARACTER	10	UPTUSER	RESERVED FOR INSTALLATION
12	(C)	CHARACTER	1	UPTSWS	USERS ENVIRONMENT SWITCHES
		1... ....		UPTRCVR	EDIT RECOVER OPTION IS REQUESTED
		.1.. ....		UPTNPRM	DEFAULT
		..1. ....		UPTMID	NO PROMPTING TO BE DONE
		...1 ....		UPTNCOM	PRINT MESSAGE IDENTIFIERS
		.... 1...		UPTPAUS	NO USER COMMUNICATION ALLOWED VIA SEND
		.... .1..		UPTALD	COMMAND
		.... ..1.		UPTMODE	PAUSE FOR '?' WHEN IN NON- INTERACTIVE
		.... ...1		UPTWTP	MODE
					DELETE CHARACTER
					MODE MESSAGES DESIRED
					WRITE TO PROGRAMMER MSGS ARE TO BE PUT
					OUT
13	(D)	CHARACTER	1	UPTCDEL	CHAR DELETE CHARACTER
14	(E)	CHARACTER	1	UPTLDEL	LINE DELETE CHARACTER
15	(F)	UNSIGNED	1	UPTVERS	VERSION OF THE UPT
16	(10)	CHARACTER	7	UPTPREFIX	DSNAME PREFIX
23	(17)	ADDRESS	1	UPTPREFL	DSNAME PREFIX LENGTH
24	(18)	CHARACTER	3	UPTPLANG	PRIMARY LANGUAGE FOR TRANSLATION
27	(1B)	CHARACTER	3	UPTSLANG	SECONDARY LANGUAGE FOR TRANSLATION
30	(1E)	CHARACTER	2	UPTLNGFL	LANGUAGE FLAGS
30	(1E)	BITSTRING	1	*	
		1... ....		UPTUPLNG	PRIMARY LANGUAGE UPDATED BY THE USER
		.1.. ....		UPTUSLNG	SECONDARY LANGUAGE UPDATED BY THE
					USER

## UPT

Offsets		Type	Len	Name (Dim)	Description
Dec	Hex				
		..1. ....		UPTPLNGS	THE USER'S LANGUAGE SEGMENT CONTAINS A PRIMARY LANGUAGE
		...1 ....		UPTSLNGS	THE USER'S LANGUAGE SEGMENT CONTAINS A SECONDARY LANGUAGE
31	(1F)	BITSTRING	1	*	LANGUAGE FLAGS
32	(20)	BITSTRING	1	*	ADDITIONAL USER ENVIRONMENT FLAGS
		1... ....		UPTVARST	REXX OUTTRAP AND CLIST CAN ALWAYS USE ABOVE THE LINE STORAGE
33	(21)	CHARACTER	23	*	RESERVED

## Constants

Len	Type	Value	Name	Description
1	DECIMAL	1	UPTVERS1	VERSION 1 OF THE UPT
4	DECIMAL	24	UPTVLEN	LENGTH OF THE VERSION 0 UPT

## Cross Reference

Name	Hex Offset	Hex Value	Level
UPT	0		1
UPTALD	C	04	3
UPTCDEL	D		2
UPTLDEL	E		2
UPTLEN	0		2
UPTLNGFL	1E		2
UPTMID	C	20	3
UPTMODE	C	02	3
UPTNCOM	C	10	3
UPTNPRM	C	40	3
UPTPAUS	C	08	3
UPTPLANG	18		2
UPTPLNGS	1E	2000	2
UPTPREFL	17		2
UPTPREFIX	10		2
UPTRCVR	C	80	3
UPTSLANG	1B		2
UPTSLNGS	1E	1000	2
UPTSWS	C		2
UPTUPLNG	1E	8000	2
UPTUSLNG	1E	4000	2
UPTUSER	2		2
UPTUSLNG	1E	40	3
UPTVARST	20	80	2
UPTVERS	F		2
UPTWTP	C	01	3

# USDIR

**Common Name:** TSO/E Broadcast Mail Directory Record  
**Macro ID:** IKJZT304  
**DSECT Name:** USDIR  
**Owning Component:** TSO/E Scheduler (28502)  
**Eye-Catcher ID:** None  
**Offset:** N/A  
**Subpool and Key:** Subpool 0 and key 8  
**Size:** 129 bytes  
**Created by:** TSO/E commands accessing the Broadcast data set  
**Pointed to by:** USDPTR  
**Serialization:**  
**Function:** Provides a mapping of the fields in the Mail Directory Record of the Broadcast data set.

## Data Area Map

Offsets					
Dec	Hex	Type/Value	Len	Name (Dim)	Description
0	(0)	STRUCTURE		USDIR	, - USER MAIL DIRECTORY RECORD
0	(0)	CHARACTER	13	USDENTRY (0)	- DIRECTORY ENTRY FOR 1 USERID
0	(0)	CHARACTER	7	USDID	- USERID (LEFT JUSTIFIED, PADDED W/ BLANKS)
7	(7)	ADDRESS	3	USDRBA	- RELATIVE BLOCK ADDRESS (RBA) OF FIRST MESSAGE FOR THIS USERID (ZERO IF NONE)
10	(A)	ADDRESS	3	USDEND	- RBA OF LAST MESSAGE FOR THIS USERID (ZERO IF NONE)
13	(D)	CHARACTER	13	(8)	- RESERVE SPACE FOR 8 MORE DIRECTORY ENTRIES IDENTICAL IN FORMAT TO THE PRECEDING 'USDENTRY'
117	(75)	BITSTRING	8		- RESERVED
125	(7D)	CHARACTER	1	USDREND	- END-OF-RECORD INDICATOR = X'7F'
126	(7E)	ADDRESS	3	USDNEXT	- CHAIN PTR TO NEXT USER MAIL DIRECTORY RECORD (ZERO IF LAST)

---

## USMSG

**Common Name:** TSO/E Broadcast Mail Message Record  
**Macro ID:** IKJZT305  
**DSECT Name:** USMSG  
**Owning Component:** TSO/E Scheduler (28502)  
**Eye-Catcher ID:** None  
**Offset:** N/A  
**Subpool and Key:** Subpool 0 and key 8  
**Size:** 129 bytes  
**Created by:** TSO/E commands accessing the Broadcast data set  
**Pointed to by:** USMPTR  
**Serialization:**  
**Function:** Provides a mapping of the fields in the Mail Message Record of the Broadcast data set.

### Data Area Map

Offsets					
Dec	Hex	Type/Value	Len	Name (Dim)	Description
0	(0)	STRUCTURE		USMSG	, - USER MAIL MESSAGE RECORD
0	(0)	SIGNED	1	USMLNG	- LENGTH OF MAIL MSG TEXT
1	(1)	CHARACTER	125	USMTEXT	- MESSAGE TEXT (PADDED WITH BLANKS)
126	(7E)	ADDRESS	3	USMNEXT	- CHAIN PTR TO NEXT MAIL MESSAGE RECORD FOR THIS USERID (ZERO IF LAST)

## Notices

This information was developed for products and services offered in the U.S.A.

IBM may not offer the products, services, or features discussed in this document in other countries. Consult your local IBM representative for information on the products and services currently available in your area. Any reference to an IBM product, program, or service is not intended to state or imply that only that IBM product, program, or service may be used. Any functionally equivalent product, program, or service that does not infringe any IBM intellectual property right may be used instead. However, it is the user's responsibility to evaluate and verify the operation of any non-IBM product, program, or service.

IBM may have patents or pending patent applications covering subject matter described in this document. The furnishing of this document does not give you any license to these patents. You can send license inquiries, in writing, to:

IBM Director of Licensing  
IBM Corporation  
North Castle Drive  
Armonk, NY 10504-1785  
USA

For license inquiries regarding double-byte (DBCS) information, contact the IBM Intellectual Property Department in your country or send inquiries, in writing, to:

IBM World Trade Asia Corporation  
Licensing  
2-31 Roppongi 3-chome, Minato-ku  
Tokyo 106, Japan

**The following paragraph does not apply to the United Kingdom or any other country where such provisions are inconsistent with local law:** INTERNATIONAL BUSINESS MACHINES CORPORATION PROVIDES THIS PUBLICATION "AS IS" WITHOUT WARRANTY OF ANY KIND, EITHER EXPRESS OR IMPLIED, INCLUDING, BUT NOT LIMITED TO, THE IMPLIED WARRANTIES OF NON-INFRINGEMENT, MERCHANTABILITY OR FITNESS FOR A PARTICULAR PURPOSE. Some states do not allow disclaimer of express or implied warranties in certain transactions, therefore, this statement may not apply to you.

This information could include technical inaccuracies or typographical errors. Changes are periodically made to the information herein; these changes will be incorporated in new editions of the publication. IBM may make improvements and/or changes in the product(s) and/or the program(s) described in this publication at any time without notice.

Any references in this information to non-IBM Web sites are provided for convenience only and do not in any manner serve as an endorsement of those Web sites. The materials at those Web sites are not part of the materials for this IBM product and use of those Web sites is at your own risk.

IBM may use or distribute any of the information you supply in any way it believes appropriate without incurring any obligation to you.

Licensees of this program who wish to have information about it for the purpose of enabling: (i) the exchange of information between independently created programs and other programs (including this one) and (ii) the mutual use of the information which has been exchanged, should contact:

IBM Corporation  
Mail Station P300  
2455 South Road  
Poughkeepsie, NY 12601-5400  
USA

Such information may be available, subject to appropriate terms and conditions, including in some cases, payment of a fee.

The licensed program described in this information and all licensed material available for it are provided by IBM under terms of the IBM Customer Agreement, IBM International Program License Agreement, or any equivalent agreement between us.

Any performance data contained herein was determined in a controlled environment. Therefore, the results obtained in other operating environments may vary significantly. Some measurements may have been made on development-level systems and there is no guarantee that these measurements will be the same on generally available systems. Furthermore, some measurement may have been estimated through extrapolation. Actual results may vary. Users of this document should verify the applicable data for their specific environment.

Information concerning non-IBM products was obtained from the suppliers of those products, their published announcements or other publicly available sources. IBM has not tested those products and cannot confirm the accuracy of performance compatibility or any other claims related to non-IBM products. Questions on the capabilities of non-IBM products should be addressed to the suppliers of those products.

All statements regarding IBM's future direction or intent are subject to change without notice, and represent goals and objectives only.

This information contains examples of data and reports used in daily business operations. To illustrate them as completely as possible, the examples include the names of individuals, companies, brands, and products. All of these names are fictitious and any similarity to the names and addresses used by an actual business enterprise is entirely coincidental.

COPYRIGHT LICENSE:

## Programming Interface Information

This information contains sample application programs in source language, which illustrates programming techniques on various operating platforms. You may copy, modify, and distribute these sample programs in any form without payment to IBM, for the purposes of developing, using, marketing or distributing application programs conforming to the application programming interface for the operating platform for which the sample programs are written. These examples have not been thoroughly tested under all conditions. IBM, therefore, cannot guarantee or imply reliability, serviceability, or function of these programs. You may copy, modify, and distribute these sample programs in any form without payment to IBM for the purposes of developing, using, marketing, or distributing application programs conforming to IBM's application programming interfaces.

If you are viewing this information softcopy, the photographs and color illustrations may not appear.

---

## Programming Interface Information

This book primarily documents information that is NOT intended to be used as Programming Interfaces of z/OS TSO/E.

This book also documents intended Programming Interfaces that allow the customer to write programs to obtain the services of z/OS TSO/E. This information is identified where it occurs, either by an introductory statement to a chapter or section or by the following marking:

Programming Interface information

End of Programming Interface information



---

## Trademarks

IBM, the IBM logo, and [ibm.com](http://www.ibm.com) are trademarks or registered trademarks of International Business Machines Corp., registered in many jurisdictions worldwide. Other product and service names might be trademarks of IBM or other companies. A current list of IBM trademarks is available on the Web at “Copyright and trademark information” at <http://www.ibm.com/legal/copytrade.shtml>

Adobe, the Adobe logo, PostScript, and the PostScript logo are either registered trademarks or trademarks of Adobe

Systems Incorporated in the United States, and/or other countries.

Linux is a registered trademark of Linus Torvalds in the United States, other countries, or both.

UNIX is a registered trademark of The Open Group in the United States and other countries.

Other company, product, or service names may be trademarks or service marks of others.

---

## Bibliography

This section lists the books in the TSO/E library and related publications.

---

### TSO/E Publications

#### TSO/E Publications

- *z/OS TSO/E Administration*, SA22-7780
- *z/OS TSO/E CLISTs*, SA22-7781
- *z/OS TSO/E Command Reference*, SA22-7782
- *z/OS TSO/E Customization*, SA22-7783
- *z/OS TSO/E General Information*, SA22-7784
- *z/OS TSO/E Guide to SRPI*, SA22-7785
- *z/OS TSO/E Messages*, SA22-7786
- *z/OS TSO/E Primer*, SA22-7787
- *z/OS TSO/E Programming Guide*, SA22-7788
- *z/OS TSO/E Programming Services*, SA22-7789
- *z/OS TSO/E REXX Reference*, SA22-7790
- *z/OS TSO/E REXX User's Guide*, SA22-7791
- *z/OS TSO/E System Diagnosis: Data Areas*, GA22-7792
- *z/OS TSO/E System Programming Command Reference*, SA22-7793
- *z/OS TSO/E User's Guide*, SA22-7794

---

### Related Publications

#### z/OS MVS Publications

- *z/OS MVS Planning: APPC Management*, SA22-7599
- *z/OS MVS Programming: Writing Transaction Programs for APPC/MVS*, SA22-7621
- *z/OS MVS Initialization and Tuning Reference*, SA22-7592

- *z/OS MVS Programming: Authorized Assembler Services Guide*, SA22-7608
- *z/OS MVS Programming: Authorized Assembler Services Reference, Vol 1 (ALE-DYN)*, SA22-7609
- *z/OS MVS System Messages, Vol 1 (ABA-AOM)*, SA22-7631
- *z/OS MVS System Messages, Vol 2 (ARC-ASA)*, SA22-7632
- *z/OS MVS System Messages, Vol 3 (ASB-BPX)*, SA22-7633
- *z/OS MVS System Messages, Vol 4 (CBD-DMO)*, SA22-7634
- *z/OS MVS System Messages, Vol 5 (EDG-GFS)*, SA22-7635
- *z/OS MVS System Messages, Vol 6 (GOS-IEA)*, SA22-7636
- *z/OS MVS System Messages, Vol 7 (IEB-IEE)*, SA22-7637
- *z/OS MVS System Messages, Vol 8 (IEF-IGD)*, SA22-7638
- *z/OS MVS System Messages, Vol 9 (IGF-IWM)*, SA22-7639
- *z/OS MVS System Messages, Vol 10 (IXC-IZP)*, SA22-7640
- *z/OS MVS System Codes*, SA22-7626

#### ISPF Publications

- *z/OS ISPF Services Guide*, SC34-4819
- *z/OS ISPF Dialog Developer's Guide and Reference*, SC34-4821

## Index

### A

ABMSGSP 212  
ABND806 211  
ACEPTR 211  
ACTSEG 212  
ACTSEGA 212  
ACTSEGB 212  
ACTSL 212  
ADFCMD 1  
ADFDDDB 2  
ADFENV 5  
ADFFBD 6  
ADFFUN 7  
ADFLSD 8  
ADFMTGT 9  
ADFMTPT 11  
ADFPFK 13  
ADFRDF 15  
ADFSCNTL 19  
ADFSDB 20  
ADFSDM 22  
ADFSTCK 24  
ADFSTP 25  
ADFSTS 26  
ADFSTW 27  
ADFWIN 28  
ADTAB\_ABEND@ 70  
ADTAB\_ABEND@\_HIBIT 70  
ADTAB\_ARRAY@ 70  
ADTAB\_ARRAY@\_HIBIT 70  
ADTAB\_COUNT@ 70  
ADTAB\_ECTADDR@ 70  
ADTAB\_ECTADDR@\_HIBIT 70  
ADTAB\_FUNCTION@ 70  
ADTAB\_LIKE@ 70  
ADTAB\_LOADLIB@ 70  
ADTAB\_REASON@ 70  
ADTAB\_REASON@\_HIBIT 70  
AMSGLIST 212  
AMSGSEG 212  
ANUMSEG 212  
ARCODE 212  
ARGTABLE\_ENTRY  
    See IRXARGTB  
ASCANAP 211  
ASCANFLG 212  
ASCBPTR 214  
ASRPARM 212  
ASRPLPTR 211  
ASXBPTR 214  
ATCHNOW 211

ATTCHPTR 211  
ATTCHSP 212  
ATTEXC2 215

### B

BCDIR 30  
BCMSG 31  
BKGMODE 215  
BLANKB 211  
BLDLELNG 212  
BLDLENT 212  
BLDLLST 212  
BLDLNAME 212  
BLDLRC 213  
BLDLTRZ 212  
BRK  
    See BRKELEM  
BRKELEM 32

### C

CA 34  
CAFMAP 44  
CAFRPARAM\_MAPPING\_MACRO  
    See IKJCAFRP  
CALLNOW 211  
CALLPARAM  
    See FFIB  
CALLSWS 211  
CALLWA 212  
CDCBPTR 211  
CDCBSP 212  
CHSDCPRB 46  
CLIST and I/O Services I/O LAR Data Block 129  
CLOSESP 212  
CMDACTP 214  
CMDPARMS  
    See ADFCMD  
COMPGMTB\_HEADER  
    See IRXCMPTB  
Component Ownership  
    28502  
        CNCCB 76  
        CNMCB 80  
    Enhanced Connectivity Facility  
        INITTERM 123  
    IKJTLS 113  
    Scheduler (28502)  
        IKJEFTSJ 91  
        IKJEFTSV 93  
    Session Manager (28505)  
        ADFCMD 1  
        ADFDDDB 2

Component Ownership (continued)

Session Manager (28505) (continued)

ADFENV 5  
 ADFFBD 6  
 ADFFUN 7  
 ADFLSD 8  
 ADFMTGT 9  
 ADFMTPT 11  
 ADFPFK 13  
 ADFRDF 15  
 ADFSCNTL 19  
 ADFSDB 20  
 ADFSDM 22  
 ADFSTCK 24  
 ADFSTP 25  
 ADFSTS 26  
 ADFSTW 27  
 ADFWIN 28

TSO/E EDIT (28501)

IKJEBECA 34

TSO/E MVSSERV (28507)

CHSDCPRB 46

TSO/E REXX (28508)

ENVBLOCK 138  
 IRXARGTB 132  
 IRXCMPTB 133  
 IRXDSIB 135  
 IRXEFPL 137  
 IRXENVT 140  
 IRXEVALB 142  
 IRXEXECB 143  
 IRXEXTE 145  
 IRXFPDIR 147  
 IRXINSTB 149  
 IRXMODNT 151  
 IRXPACKT 153  
 IRXPARMB 155  
 IRXSHVB 158  
 IRXSUBCT 160  
 IRXWORKB 162

TSO/E Scheduler (28502)

BCDIR 30  
 BCMSG 31  
 CAFMAP 44  
 CONTAB 49  
 CPPL 51  
 CSOA 52  
 CSPL 53  
 DFPARMS 54  
 ECT 57  
 EXITLIST 59  
 FFIB 63  
 FIBCPARM 65  
 FREESRCH 66  
 GFPARMS 67  
 GTPB 69  
 IKJADFMT 70

Component Ownership (continued)

TSO/E Scheduler (28502) (continued)

IKJCAFRP 72  
 IKJCTLT 81  
 IKJEESCB 83  
 IKJEFFPT 89  
 IKJEFUDL 95  
 IKJEXTAB 106  
 IKJPPE 108  
 IKJTBLMP 112  
 IKJTPVT 115  
 IKJVEPL 119  
 IKJWHEN 121  
 IKJZT306 66  
 INSTACK 127  
 IOD 129  
 IOPL 131  
 LSD 164  
 LWA 165  
 MSGTABLE 178  
 OUTCOMB 182  
 PGPB 186  
 PPL 187  
 PSCB 188  
 PTPB 190  
 R1BC 191  
 SCS 192  
 STPB 194  
 STPL 195  
 TIB 203  
 TMP3 225  
 TMPPB 208  
 TMPWA 210  
 TPL 227  
 TPLE 229  
 TSP 230  
 TSVT 232  
 UPT 237  
 USDIR 239  
 USMSG 240

TSO/E TEST (28503)

BRKELEM 32  
 IKJEGDBE 96  
 IKJEGDME 97  
 IKJEGSIB 98  
 IKJEGSTE 100  
 IKJEGSTL 102  
 IKJEGSVB 103  
 IKJEGSVQ 105  
 IKJTABLK 110  
 TCOMTAB 196

TSO/E TRANSMIT/RECEIVE (28504)

INMTEXTU 125

Connectivity Programming Request Block 46

CONSOLE Command Control Block 76

CONTAB 49  
CPABECB 213  
CPPL 51  
CPPLPTR 211  
CPPLSP 212  
CPRB  
    *See* CHSDCPRB  
CRCODE 213  
CSOA 52  
CSOAPTR 211  
CSOASP 212  
CSOASP2 212  
CSPL 53  
CSPLPTR 211  
CSPLSP 212  
CSPLSP2 212  
CTLBKSP 212  
CTLBLKA 212  
CTLBLKL 212  
CTLBLKN 212

## D

DAIRRC 213  
DAPB0PTR 213  
DAPBSP 212  
DAPLPTR 211  
DAPLSP 212  
DCBPTR 211  
DCBSP 212  
DDBBLOCK  
    *See* ADFDDB  
DFBUFS  
    *See* DFPARMS  
DFID  
    *See* DFPARMS  
DFPARMS 54  
DIDCALL 217  
Display Description Buffer 2  
DOACTV 215  
DOATTN 215  
DOCHKAT 215  
DOCHKCP 215  
DODONE 214  
DOFRECB 215  
DOGETC 214  
DOIMPLX 215  
DOINVOK 214  
DOLIST 214  
DOPSTRT 215  
DOPUTM 215  
DORELS 211  
DOSCAN 214  
DOSETBF 215  
DOSETTB 215

DOTEST 215  
DOWAIT 215  
DRSAPF 215  
DSIB\_INFO  
    *See* IRXDSIB  
DSNBUF 213  
DSNBUFFR 213  
DSNLENG 213  
DSOPEN 211  
DSSEG 213  
DSSGLEN 213  
DSSGOFF 213  
DSSGTX 213  
DUIDL  
    *See* IKJEFUDL  
DYNAPPTR 211  
DYNASP 212  
DYNATUB 212

## E

EBCDPTR 211  
ECBLPTR 213  
ECT 57  
ECTPTR 214  
ECTSP 212  
Edit Command Processor Communication Area 34  
efpl  
    *See* IRXEFPL  
EFTSI\_ABEND 92  
EFTSI\_ABEND@ 91  
EFTSI\_ABEND@\_HIBIT 91  
EFTSI\_ECTPARAM 91  
EFTSI\_ECTPARAM@ 91  
EFTSI\_ECTPARAM@\_HIBIT 91  
EFTSI\_ERROR 92  
EFTSI\_ERROR@ 91  
EFTSI\_ERROR@\_HIBIT 91  
EFTSI\_REASON 92  
EFTSI\_REASON@ 91  
EFTSI\_REASON@\_HIBIT 91  
EFTSI\_RESERVED 91  
EFTSI\_RESERVED@ 91  
EFTSI\_RESERVED@\_HIBIT 91  
EFTSI\_TOKEN 91  
EFTSI\_TOKEN@ 91  
EFTSI\_TOKEN@\_HIBIT 91  
EFTSI\_TOKEN1 91  
EFTSI\_TOKEN2 92  
EFTSI\_TOKEN3 92  
EFTSI\_TOKEN4 92  
EFTST\_ABEND 94  
EFTST\_ABEND@ 93  
EFTST\_ABEND@\_HIBIT 93  
EFTST\_ECTPARAM 93

EFTST\_ECTPARM@ 93  
 EFTST\_ECTPARM@\_HIBIT 93  
 EFTST\_ERROR 94  
 EFTST\_ERROR@ 93  
 EFTST\_ERROR@\_HIBIT 93  
 EFTST\_REASON 94  
 EFTST\_REASON@ 93  
 EFTST\_REASON@\_HIBIT 93  
 EFTST\_RESERVED 93  
 EFTST\_RESERVED@ 93  
 EFTST\_RESERVED@\_HIBIT 93  
 EFTST\_TOKEN 93  
 EFTST\_TOKEN@ 93  
 EFTST\_TOKEN@\_HIBIT 93  
 EFTST\_TOKEN1 93  
 EFTST\_TOKEN2 93  
 EFTST\_TOKEN3 94  
 EFTST\_TOKEN4 94  
 Enhanced Connectivity Facility Initialization/Termination  
   Area 123  
 ENVBLOCK  
   See ADFENV  
 ENVTABLE\_HEADER  
   See IRXENVT  
 EVALBLOCK  
   See IRXEVALB  
 EXECBLK  
   See IRXEXECB  
 EXITLIST 59  
 Extended TGET Parameter List 9  
 Extended TPUT Parameter List 11  
 External Functions Parameter List 137

## F

FBDBLOCK  
   See ADFFBD  
 FFIB 63  
 FIB Installation Exit Parameter List 59  
 FIB Modules Parameter List 65  
 FIBCID 65  
 FIBCLN 65  
 FIBCMDBF 65  
 FIBCPARM 65  
 FIBCPPLC 65  
 FIBCPPLE 65  
 FIBCPPLP 65  
 FIBCPPLU 65  
 FIBCSAVE 65  
 FIBCUSER 65  
 FIBECTCN 65  
 FIBECTNO 65  
 FIBFLAGS 65  
 FIBHEADR 65  
 FIBMAINT  
   See FFIB

FIBPARMS  
   See FFIB  
 FIBPRFIL  
   See FFIB  
 FIBPSCBL 65  
 FIBPSCBU 65  
 FLOFLGS 214  
 FLOFLGS1 214  
 FLOFLGS2 214  
 FLOFLGS3 215  
 FLOFLGS4 215  
 FMLCSP 212  
 FPCKDIR\_HEADER  
   See IRXFPDIR  
 Free Search Record 66  
 FRSTEX 211  
 FRSTLAB 211  
 FUNBLOCK  
   See ADFFUN  
 Function Block Directory 6  
 Function Descriptor Block 7

## G

Getline Parameter Block 69  
 GFPARMS 67  
 GMBRNOW 211  
 GTPB 69  
 GTPBPTR 211  
 GTPBSP 212

## I

I/O Services Instorage Stack Element 127  
 IEFSSCS  
   See SSCS  
 IEMSGBUF  
   See EXITLIST  
 IEOUPTL  
   See EXITLIST  
 IEREPLY  
   See EXITLIST  
 IESUBCTL  
   See EXITLIST  
 IKJADFMT\_PLIST 70  
 IKJCAFPL  
   See CAFMAP  
 IKJCAFRP 72  
 IKJCPPL  
   See CPPL  
 IKJCSOA  
   See CSOA  
 IKJCSPL  
   See CSPL  
 IKJCTIOD  
   See IOD

IKJEBECA  
     *See* CA  
 IKJEBECX  
     *See* CA  
 IKJECT  
     *See* ECT  
 IKJEFFB2  
     *See* FIBCPARM  
 IKJEFFCT  
     *See* CONTAB  
 IKJEFFDF  
     *See* DFPARMS  
 IKJEFFGF  
     *See* GFPARMS  
 IKJEFFIB  
     *See* FFIB  
 IKJEFFIE  
     *See* EXITLIST  
 IKJEFFMT  
     *See* MSGTABLE  
 IKJEFFPT 89  
 IKJEFLWA  
     *See* LWA  
 IKJEFTSJ 91  
 IKJEFTSV 93  
 IKJEFUDL 95  
 IKJEGDBE 96  
 IKJEGDME 97  
 IKJEGSIB 98  
 IKJEGSTE 100  
 IKJEGSTL 102  
 IKJEGSVQ 105  
 IKJGTPB  
     *See* GTPB  
 IKJINSTK  
     *See* INSTACK  
 IKJIOPL  
     *See* IOPL  
 IKJLSD  
     *See* LSD  
 IKJOCMTB  
     *See* OUTCOMB  
 IKJPGPB  
     *See* PGPB  
 IKJPPE 108  
 IKJPPL  
     *See* PPL  
 IKJPSCB  
     *See* PSCB  
 IKJPTPB  
     *See* PTPB  
 IKJSTPB  
     *See* STPB  
 IKJSTPL  
     *See* STPL  
 IKJTABLK 110  
 IKJTBLMP 112  
 IKJTIB  
     *See* TIB  
 IKJTLS 113  
 IKJTMP3  
     *See* TMP3  
 IKJTMPPB  
     *See* TMPPB  
 IKJTPL  
     *See* TPL  
 IKJTPLE  
     *See* TPLE  
 IKJTSP  
     *See* TSP  
 IKJTSVT  
     *See* TSVT  
 IKJUPT  
     *See* UPT  
 IKJVEPL 119  
 IKJWHEN 121  
 IKJZT301  
     *See* R1BC  
 IKJZT302  
     *See* BCDIR  
 IKJZT303  
     *See* BCMSG  
 INITTERM 123  
 INMBLKSZ 125  
 INMCREAT 126  
 INMDDNAM 125  
 INMDIR 125  
 INMDSNAM 125  
 INMDSORG 125  
 INMERRCD 125  
 INMEXPDT 125  
 INMFACK 125  
 INMFNODE 125  
 INMFTIME 125  
 INMFUID 125  
 INMFVERS 125  
 INMLCHG 125  
 INMLRECL 125  
 INMLREF 125  
 INMMEMBR 125  
 INMNUMF 125  
 INMRECCT 125  
 INMRECFM 125  
 INMSECND 125  
 INMSIZE 126  
 INMTERM 125  
 INMTEXTU 125  
 INMTNODE 125  
 INMTTIME 125  
 INMTUID 125

INMTYPE 126  
INMUSERP 125  
INMUTILN 125  
INSTACK 127  
INSTBLK  
    See IRXINSTB  
IOD 129  
IOPL 131  
IOPLPTR 211  
IRXARGTB 132  
IRXCMPBTB 133  
IRXDSIB 135  
IRXEFPL 137  
IRXENVT 140  
IRXEVALB 142  
IRXEXECB 143  
IRXFPDIR 147  
IRXINSTB 149  
IRXMODNT 151  
IRXPACKT 153  
IRXPAMB 155  
IRXSHVB 158  
IRXSUBCT 160  
IRXWORKB 162

## J

JOBLIST  
    See IKJEFFPT  
JOBNAME/JOBID Parameter List for TSO/E  
    CANCEL/STATUS modules 89  
JSCBPTR 214

## L

LENPARM 213  
Linkage Assist Routine Parameter List 230  
LINKNOW 211  
List Stream Directory Block 8  
LOADNOW 211  
Logon Address Table 112  
LOGONADD  
    See IKJTBLMP  
LSD 164  
LSDBLOCK  
    See ADFLSD  
LWA 165  
LWAPTR 214  
LWAPTR1 215

## M

Macro IDs  
    ADFCMD 1  
    ADFDDDB 2  
    ADFENV 5

## Macro IDs (continued)

ADFFBD 6  
ADFFUN 7  
ADFLSD 8  
ADFMTGT 9  
ADFMTPT 11  
ADFFPK 13  
ADFRDF 15  
ADFSCNTL 19  
ADFSDB 20  
ADFSDM 22  
ADFSTCK 24  
ADFSTP 25  
ADFSTS 26  
ADFSTW 27  
ADFWIN 28  
BRKELEM 32  
CHSDCPRB 46  
IEFSSCS 192  
IKJADFMT 70  
IKJCAFPL 44  
IKJCAFRP 72  
IKJCNCCB 76  
IKJCNMCB 80  
IKJCPPL 51  
IKJCSOA 52  
IKJCSPL 53  
IKJCTIOD 129  
IKJCTLT 81  
IKJEBECA 34  
IKJECT 57  
IKJEESCB 83  
IKJEFFB2 65  
IKJEFFCT 49  
IKJEFFDF 54  
IKJEFFGF 67  
IKJEFFIB 63  
IKJEFFIE 59  
IKJEFFMT 178  
IKJEFFPT 89  
IKJEFLWA 165  
IKJEFTSJ 91  
IKJEFTSV 93  
IKJEFUDL 95  
IKJEGDBE 96  
IKJEGDME 97  
IKJEGSIB 98  
IKJEGSTE 100  
IKJEGSTL 102  
IKJEGSVB 103  
IKJEGSVQ 105  
IKJEXTAB 106  
IKJGTPB 69  
IKJINSTK 127  
IKJIOPL 131  
IKJLSD 164



Macro IDs (*continued*)

IKJOCMTB 182  
IKJPGPB 186  
IKJPPE 108  
IKJPPL 187  
IKJPSCB 188  
IKJTPB 190  
IKJSTPB 194  
IKJSTPL 195  
IKJTABLK 110  
IKJTBLMP 112  
IKJTIB 203  
IKJTLS 113  
IKJTMP3 225  
IKJTMPPB 208  
IKJTMPWA 210  
IKJTPL 227  
IKJTPLE 229  
IKJTPVT 115  
IKJTSP 230  
IKJTSVT 232  
IKJUPT 237  
IKJVEPL 119  
IKJWHEN 121  
IKJZT301 191  
IKJZT302 30  
IKJZT303 31  
IKJZT304 239  
IKJZT305 240  
IKJZT306 66  
INITTERM 123  
INMTEXTU 125  
IRXARGTB 132  
IRXCMPTB 133  
IRXDSIB 135  
IRXEFPL 137  
IRXENVB 138  
IRXENVT 140  
IRXEVALB 142  
IRXEXECB 143  
IRXEXTE 145  
IRXFPDIR 147  
IRXINSTB 149  
IRXMODNT 151  
IRXPACKT 153  
IRXPARMB 155  
IRXSHVB 158  
IRXSUBCT 160  
IRXWORKB 162  
TCOMTAB 196  
mainframe viii  
  education viii  
MBRDLEN 213  
MBRDSEG 213  
MBRDTXT 213

MBRSEG 213  
MBRSLEN 213  
MBRSOFF 213  
MBRSTXT 213  
MCFLGS1 215  
MCTLFLGS 215  
MDYNASP 216  
MESSAGE  
  *See* EXITLIST  
Message Control Block 80  
MODEMSP 212  
MODESSP 212  
MODNAMET  
  *See* IRXMODNT  
MSGNO 213  
MSGTABLE 178  
MTPL 216  
MTPLCBUF 216  
MTPLECT 216  
MTPLPS 216  
MTPLPSCB 216  
MTPLUPT 216

## N

NONSCUR 211  
NXTCMD 212

## O

OPENSP 212  
OUTCOMB 182  
Output Communications Table 182

## P

PACKTB\_HEADER  
  *See* IRXPACKT  
Parameter List for the CLIST Attention Facility 44  
Parameter List for the CLIST Attention Facility Recovery  
  Routine 72  
PARMBLOCK  
  *See* IRXPARMB  
PARMFLD 213  
PARMLIST  
  *See* EXITLIST  
  *See* IKJEFFPT  
PARMS 213  
Parse Parameter Element 108  
PARSE Parameter List 187  
PARSPARM 213  
PCFDA 211  
PDLADDR 213  
PDLADDR2 213  
PDLPRES 211

PFK\$AMP  
  See ADFPFK  
PFK\$P  
  See ADFPFK  
PFKATBLK  
  See ADFPFK  
PFKBLOCK  
  See ADFPFK  
PGPB 186  
PGPBPTR 211  
PGPBSP 212  
PPE  
  See IKJPPE  
PPL 187  
PPLIST 213  
PPLPTR 211  
PPLSP 212  
PPWORKAR 213  
PRSMSSP 212  
PSCB 188  
PSCBACCT 188  
PSCBATR1 188  
PSCBATR2 188  
PSCBATTN 188  
PSCBCHAR 189  
PSCBCNAU 188  
PSCBCTRL 188  
PSCBDEST 189  
PSCBDRBA 188  
PSCBEXD 189  
PSCBEXK 189  
PSCBEXL 189  
PSCBEXWD 189  
PSCBGPNM 188  
PSCBJCL 188  
PSCBLINE 189  
PSCBLT12 188  
PSCBLTIM 188  
PSCBPTR 214  
PSCBRCVR 188  
PSCBRLGB 189  
PSCBRRBA 188  
PSCBRSZ 189  
PSCBSOUT 188  
PSCBSUBC 188  
PSCBSUBH 188  
PSCBSUBM 188  
PSCBU 189  
PSCBUPT 189  
PSCBUPTL 189  
PSCBUSER 188  
PSCBUSRL 188  
PSCBVMNT 188  
PTPB 190  
PTPBPTR 211

PTPBSP 212  
PUTLRC 213

## R

R1BC 191  
R1PGMLST 217  
R3SAVE 212  
RCODE 212  
RDFBLOCK  
  See ADFRDF  
READYPTR 211  
RESCOM2 211  
RESCOM3 211  
RESCOM4 211  
RESCOMM 211  
RESERVE5 218  
RET  
  See MSGTABLE  
REXX Argument Table (ARGTABLE) control block  
  mapping 132  
REXX Compiler Programming Table 133  
REXX Data Set Information Block Mapping 135  
REXX Environment Block 138  
REXX Environment Table (ENVTABLE) control block  
  mapping 140  
REXX Evaluation Block (EVALBLOCK) control block  
  mapping 142  
REXX EXEC Block Mapping (EXECBLK) 143  
REXX Function Package Directory mapping 147  
REXX Function Package Table (PACKTB) control block  
  mapping 153  
REXX In-Storage Block (INSTBLK) control block  
  mapping 149  
REXX Module Name Table (MODNAMET) control block  
  mapping 151  
REXX Parameter Block (PARMBLOCK) control block  
  mapping 155  
REXX Subcommand Table (SUBCOMTB) control block  
  mapping 160  
REXX Vector of External Entry Points (IRXEXTE) control  
  block mapping 145  
REXX Work Block Extension (WORKBLOK\_EXT) control  
  block mapping 162  
RLGBPTR 214  
RTRY51 216  
RTRY52 216  
RTRY53 216  
RTRYS A 216

## S

SAVAR 212  
SAVARPTR 214  
SAVLNKA 215

SAVLNKB 215  
 SAVLNKC 215  
 SAVLNKD 215  
 SAVLNKE 215  
 SAVLNKF 215  
 SAVLNKG 215  
 SAVLNKH 215  
 SAVLNKJ 215  
 SAVLNKK 215  
 SAVLNKL 215  
 SAVLNKM 215  
 SAVLNKN 219  
 SAVLNKO 219  
 SAVLNKRS 215  
 SAVRA 215  
 SAVRB 215  
 SAVRC 215  
 SAVRM 215  
 SCANAP 211  
 SCANFLG 212  
 SDBBLOCK  
     *See* ADFSDB  
 SDMBLOCK  
     *See* ADFSDM  
 SEND PARMLIB Control Block 83  
 Session Manager Command Parameter List 1  
 Session Manager Current Window Descriptor Block 28  
 Session Manager Environment Block 5  
 Session Manager PF Key Descriptor Block 13  
 Session Manager Program Stack Block 24  
 Session Manager Stacked PF Key Block 25  
 Session Manager Stacked Screen Entry 26  
 Session Manager Stacked Window Block 27  
 Session Manager Stream Control Block 19  
 Session Manager Stream Descriptor Block 20  
 Session Manager Stream Descriptor Extension of SDB 22  
 Session Manager Vector and Control Table Block 15  
 Shared REXX Variable Request Block mapping 158  
 SHVBLOCK  
     *See* IRXSHVB  
 SIB  
     *See* IKJEGSIB  
 SKPATTN 211  
 SNAPSP 212  
 SRPLPTR 211  
 SSCS 192  
 SSOB Extension for Cancel/Status Function 192  
 STAXPPTR 219  
 STCKBLOK  
     *See* ADFSTCK  
 STE  
     *See* IKJEGSTE  
 STPB 194  
 STPBLOCK  
     *See* ADFSTP  
 STPBPTR 211  
 STPBSP 212  
 STPL 195  
 STPLPTR 211  
 STPLSP 212  
 STSBLOCK  
     *See* ADFSTS  
 STWBLOCK  
     *See* ADFSTW  
 SUBCOMTB\_HEADER  
     *See* IRXSUBCT  
 SUBTOKPS  
     *See* ADFCMD  
 SVC Information Block Queue Element 105  
 SVLNKE 215  
 SVQ  
     *See* IKJEGSVQ  
 SWBIT 213  
 SWITCHES  
     *See* IKJEFFPT  
 SYNCHSP 219

## T

T0ASAVEP 215  
 T2FLGT08 217  
 T2T8T9F 218  
 T3PARMS 219  
 T3TAIE@ 219  
 T3WKPTR2 219  
 T7TDONE 211  
 TAB  
     *See* IKJTABLK  
 TCBPTR 214  
 TEPKEY 214  
 Test Address Block 110  
 Test Command Processor Communication Table 196  
 Test Parameter List Extent 229  
 TEST SVC Information Block 103  
 TGTRETN  
     *See* ADFMTGT  
 TIB 203  
 TIB2ATF 206  
 TIB2BLF 206  
 TIB2ESF 206  
 TIB2LDF 206  
 TIB2LKF 206  
 TIB2PTF 206  
 TIB2REF 206  
 TIB2RTR 206  
 TIB2SCF 206  
 TIB2STF 206  
 TIB2SXF 206  
 TIB2TLF 206  
 TIB2TV1F 206

TIB2TV2F	206	TIBPSPP	204
TIB2TV3F	206	TIBRAUTH	203
TIBADENV	205	TIBRC	204
TIBADERR	205	TIBRECB	204
TIBAPPCE	206	TIBRECBP	204
TIBASYE1	206	TIBRES06	203
TIBASYF1	206	TIBRIOL	204
TIBASYNE	206	TIBRION	204
TIBASYNF	206	TIBRSNC	204
TIBATTN	205	TIBRT02	204
TIBAUTHF	204	TIBRWRK2	204
TIBBLDNP	203	TIBSCSFL	205
TIBCAUTH	203	TIBSTMOD	203
TIBCHAIN	203	TIBT02AE	203
TIBCHAR	205	TIBT08S1	203
TIBCKEY	203	TIBT08S2	203
TIBCMDBF	204	TIBTCBP	204
TIBCT02	204	TIBTIB	203
TIBEF	205	TIBTIP	206
TIBENVBA	204	TIBTRAPA	204
TIBERR	205	TIBTRAPB	203
TIBEXDP	204	TIBTVARS	203
TIBEXT	204	TIBUAERR	206
TIBFABNC	204	TIBUFAR	205
TIBFABND	205	TIBUNAL	205
TIBFILL	206	TIBUPRDS	203
TIBFLAG2	203	TIBVERIP	203
TIBFLAG3	204	TLS	
TIBFLAGS	203	IKJTLS	113
TIBFNF	205	TMP Interface Block	203
TIBFRC	204	TMP Work Area	210
TIBFRCN0	205	TMP Work Area 3	225
TIBFSYNE	205	TMP1ABNC	214
TIBITOKN	205	TMP1ECB2	213
TIBLEV	203	TMP1END	214
TIBLEVL	205	TMP1LEV	214
TIBNBKG	205	TMP1NAME	214
TIBNCL	205	TMP1RSNC	213
TIBNOTMP	205	TMP1TIME	211
TIBNOVAR	203	TMP1TQ2S	214
TIBNTSOE	205	TMP1TSFE	211
TIBNXCMD	204	TMP2AECB	216
TIBOUARE	205	TMP2ATIB	216
TIBOURDE	206	TMP2ATNP	216
TIBPAFLE	205	TMP2CAFP	219
TIBPFBLE	205	TMP2CLR	219
TIBPFFLE	205	TMP2CODE	217
TIBPINCS	205	TMP2DA2@	219
TIBPLATF	204	TMP2DAL@	219
TIBPLEN	205	TMP2DAL2	219
TIBPPLAE	205	TMP2DAT@	219
TIBPPLE	205	TMP2DAT2	219
TIBPRFLE	205	TMP2DATA	219
TIBPRODS	203	TMP2DATL	219
TIBPROSP	204	TMP2DEBUG	217

TMP2DL2@	219	TMP2PGM	217
TMP2DMPF	218	TMP2PLEN	217
TMP2DONE	217	TMP2POST	217
TMP2DYDC	220	TMP2PPTR	217
TMP2EDST	219	TMP2PRO1	219
TMP2END	220	TMP2PRO2	219
TMP2ENDQ	220	TMP2PUR	217
TMP2ENQR	219	TMP2RBSC	218
TMP2ET01	220	TMP2RCOV	217
TMP2ET1A	220	TMP2READ	217
TMP2ET1B	220	TMP2REC	219
TMP2ET1I	220	TMP2RET@	218
TMP2EXDP	219	TMP2RG01	218
TMP2FAIL	218	TMP2RG02	218
TMP2FBSC	217	TMP2RGP2	219
TMP2FCTL	217	TMP2RGPV	218
TMP2FFLG	217	TMP2RGQ2	220
TMP2FI01	217	TMP2RGSC	218
TMP2FISC	217	TMP2RINT	219
TMP2FL02	218	TMP2RSVD	219
TMP2FLBC	218	TMP2RT02	218
TMP2FLI1	218	TMP2RTPV	218
TMP2FLIC	218	TMP2RTRY	218
TMP2FLRC	218	TMP2RW02	218
TMP2FLTV	218	TMP2RWSC	218
TMP2FSUV	218	TMP2SA@	216
TMP2FT01	217	TMP2SL01	218
TMP2FT02	217	TMP2SL02	218
TMP2FT08	218	TMP2SL08	218
TMP2FTM1	217	TMP2SLBC	218
TMP2FTMC	217	TMP2SLIC	218
TMP2FTPV	218	TMP2SLPV	218
TMP2FTSC	217	TMP2SLRC	218
TMP2FU@2	219	TMP2SR14	218
TMP2FUN@	219	TMP2SRCT	219
TMP2FUN2	219	TMP2STAT	217
TMP2FUNC	219	TMP2SVCI	215
TMP2INIT	219	TMP2SYN1	216
TMP2LEV	217	TMP2SYN2	216
TMP2MAIN	217	TMP2T01E	220
TMP2MCAF	217	TMP2T02A	219
TMP2MCTL	217	TMP2T02F	218
TMP2MECB	216	TMP2T08S	219
TMP2MRG1	218	TMP2T5R0	220
TMP2MRG2	219	TMP2T5R1	220
TMP2MT01	217	TMP2T5RF	220
TMP2MT02	217	TMP2T5W1	220
TMP2MT08	217	TMP2T5WL	220
TMP2MTPV	217	TMP2TAIE	219
TMP2MTSC	217	TMP2TCBA	219
TMP2NAME	217	TMP2TIB@	216
TMP2NPAR	217	TMP2TP2W	219
TMP2NTSL	215	TMP2TPS2	219
TMP2PAGE	217	TMP2TPS3	219
TMP2PARM	216	TMP2TPSA	219

TMP2TPVR	217	TMPAECB3	214
TMP2TSC2	218	TMPAPF	216
TMP2TSCA	215	TMPAPFCK	217
TMP2TSCF	218	TMPARALL	217
TMP2TSFC	215	TMPBIT07	216
TMP2TSFG	217	TMPBLDAT	216
TMP2TSFR	218	TMPBLDL	216
TMP2TSLB	215	TMPBLDN	216
TMP2TSP	219	TMPBLDNM	216
TMP2VFPR	217	TMPBLDNR	216
TMP2VT01	220	TMPBUFF@	217
TMP2VT02	220	TMPCALST	216
TMP2VT08	220	TMPCECB	210
TMP2VTPV	220	TMPCECB2	213
TMP2VTSC	220	TMPCECB3	214
TMP2W1ST	217	TMPCMDW	211
TMP2W2ST	217	TMPCMDWT	211
TMP2WA2S	217	TMPCP	216
TMP2WAIT	217	TMPCPABN	216
TMP2WRIT	217	TMPCPCAL	216
TMP3	225	TMPCPPL@	216
TMP3AECB	226	TMPCPTST	216
TMP3AECP	226	TMPCTCB	213
TMP3AT02	225	TMPDE	216
TMP3ATTN	225	TMPDETCH	217
TMP3AW2	226	TMPECB2	213
TMP3CHAR	226	TMPECBAT	213
TMP3DECB	226	TMPECBL2	213
TMP3DECP	226	TMPECBL3	214
TMP3ENVB	225	TMPFLAG1	216
TMP3FLAG	225	TMPFLAG2	216
TMP3FREE	226	TMPFLAG3	216
TMP3LEV	225	TMPFLAG4	216
TMP3LEVEL	226	TMPFLG1	217
TMP3NOAT	225	TMPFORCE	216
TMP3PECB	225	TMPIECB	210
TMP3PECP	225	TMPIECB2	213
TMP3RS02	225	TMPLOAD	217
TMP3RS03	225	TMPNECB	210
TMP3TBIU	225	TMPNFCMD	211
TMP3TECB	226	TMPPB	208
TMP3TECP	226	TMPR15RC	213
TMP3TIBQ	225	TMPRESV7	217
TMP3TIP	225	TMPRESV8	217
TMP3TMP3	225	TMPSC ECB	213
TMP3TSFA	225	TMPSCTRL	211
TMP3TSFC	225	TMPSPLS	216
TMP3USAG	225	TMPSTAI	216
TMP3WA2	226	TMPSWAIT	213
TMP3WKA2	225	TMPSWS	211
TMP3WRK2	226	TMPT04	214
TMPABECB	216	TMPT042	214
TMPACTRL	211	TMPT043	214
TMPAECB	210	TMPT05	214
TMPAECB2	213	TMPT9ECB	211

TMPTECB 213  
 TMPTECB3 214  
 TMPTEST 211  
 TMPTEST@ 216  
 TMPTIME 214  
 TMPTSKLB 216  
 TMPTSKRC 216  
 TMPTSTAU 216  
 TMPURPA 211  
 TMPW1LEN 216  
 TMPW2LEN 216  
 TMPWA2P 214  
 TMPWRKA1 210  
 TMPWRKA2 214  
 TMPZEROS 212  
 TPL 227  
 TPLAECB 210  
 TPLCBUF 210  
 TPLCECB 210  
 TPLCTCB 210  
 TPLE 229  
 TPLECBL 210  
 TPLECT 210  
 TPLIECB 210  
 TPLMECB 210  
 TPLNECB 210  
 TPLNTCB 210  
 TPLPSCB 210  
 TPLSPLS 210  
 TPLSTAI 210  
 TPLTBUF 210  
 TPLTPE 210  
 TPLUPT 210  
 TRANSMIT/RECEIVE Network Record Text Units 125  
 TSO/E Break Element 32  
 TSO/E Broadcast Data Set Record 1 191  
 TSO/E Broadcast Mail Directory Record 239  
 TSO/E Broadcast Mail Message Record 240  
 TSO/E Broadcast Notices Directory Record 30  
 TSO/E Broadcast Notices Message Record 31  
 TSO/E Command Processor Parameter List 51  
 TSO/E Command Scan Output Area 52  
 TSO/E Command Scan Parameter List 53  
 TSO/E Command Tables Location Table 81  
 TSO/E Defer Break Element 96  
 TSO/E Defer Module Element 97  
 TSO/E Environment Control Table 57  
 TSO/E Exits and Tables Vector 106  
 TSO/E Input/Output Parameter List 131  
 TSO/E Internal Control Table for SUBMIT Command 49  
 TSO/E List Source Descriptor 164  
 TSO/E Logon Work Area 165  
 TSO/E Mapping Macro of SVC 100 Interface 63  
 TSO/E Message Issuer Parameter List 178  
 TSO/E Parameter List to General Failure Service  
 Routine 67

TSO/E Parameter List to IKJEFF18 (DAIRFAIL) 54  
 TSO/E Parameters Vector Table 115  
 TSO/E Platform Block 208  
 TSO/E Protected Step Control Block 188  
 TSO/E PUTGET Parameter Block 186  
 TSO/E PUTLINE Parameter Block 190  
 TSO/E STACK Parameter Block 194  
 TSO/E STACK Parameter List 195  
 TSO/E TEST ESTAE Exit Parameter List 102  
 TSO/E TEST Parameter List 227  
 TSO/E TEST Symbol Information Block 98  
 TSO/E TEST Symbol Table Entry 100  
 TSO/E User Profile Table 237  
 TSO/E Vector Table 232  
 TSP 230  
 TSVT 232  
 TWRKA2B 215  
 TWRKA2C 216

## U

UPT 237  
 UPTPTR 214  
 User Identification Data List 95

## V

VEPL  
*See* IKJVEPL  
 Verify Exit Parameter List 119

## W

WHEN Common Data Area 121  
 WINBLOCK  
*See* ADFWIN  
 WORK1 213  
 WORKBLOK\_EXT  
*See* IRXWORKB  
 WRKA1PTR 214  
 WRKA2PTR 214

## X

XTRCLST 212

## Z

z/OS Basic Skills informationcenter viii



Program Number: 5694-A01



Printed in the United States of America  
on recycled paper containing 10%  
recovered post-consumer fiber.

GA22-7792-07

