

z/OS
Bulk Data Transfer



Diagnosis Reference

z/OS
Bulk Data Transfer



Diagnosis Reference

Note

Before using this information and the product it supports, be sure to read the general information under "Appendix. Notices" on page 189.

First Edition (March 2001)

This edition applies to Version 1 Release 1 of z/OS (5694-A01) and to all subsequent releases and modifications until otherwise indicated in new editions.

Order publications through your IBM representative or the IBM branch office serving your locality. Publications are not stocked at the address below.

IBM welcomes your comments. A form for readers' comments may be provided at the back of this publication, or you may address your comments to the following address:

International Business Machines Corporation
Department 55JA, Mail Station P384
2455 South Road
Poughkeepsie, NY 12601-5400
United States of America

FAX (United States & Canada): 1+845+432-9405

FAX (Other Countries):

Your International Access Code +1+845+432-9405

IBMLink (United States customers only): IBMUSM10(MHVRCFS)

Internet: mhvrcfs@vnet.ibm.com

World Wide Web: <http://www.ibm.com/servers/eserver/zseries/zos/webqs.html>

If you would like a reply, be sure to include your name, address, telephone number, or FAX number.

Make sure to include the following in your comment or note:

- Title and order number of this book
- Page number or topic related to your comment

When you send information to IBM, you grant IBM a nonexclusive right to use or distribute the information in any way it believes appropriate without incurring any obligation to you.

© Copyright International Business Machines Corporation 1986, 2001. All rights reserved.

US Government Users Restricted Rights – Use, duplication or disclosure restricted by GSA ADP Schedule Contract with IBM Corp.

Contents

Figures	v
About This Book	vii
Who Should Read This Book	vii
How to Use This Book	vii
Related Reading	vii
Using LookAt to look up message explanations	vii
Accessing licensed books on the Web	viii
z/OS BDT Publications	ix
Chapter 1. The BDT Formatted Dump	1
Purpose of the BDT Formatted Dump	1
How to Request the BDT Formatted Dump	1
Contents of the Formatted Dump	1
Title Page	2
Map of BDT Nucleus (BDTNUC)	3
Transfer Vector Table (TVT)	5
Function Control Table (FCT)	24
Job Queue Element (JQE)	28
Resident Logical Units Table (RLT)	29
Logical Unit Control Table (LCT)	30
BDT SNA Line and Node Variable Entries	32
Structure of the BDT SNA Control Blocks	34
Cell Pool Directory (CPD) and Cell Pool Control Block (CPB)	34
Contents of BDT Nucleus (BDTNUC)	38
Chapter 2. The MVS SVC Dump	39
Purpose of the SVC Dump	39
How to Request the SVC Dump	39
How to Access the SVC Dump	39
Formatting and Printing the SVC Dump	39
Transmitting the SVC Dump to Another Node	40
Contents of the SVC Dump	40
Title Page of the SVC Dump	40
BDT Trace Table	42
Contents of the Trace Table	42
Locating the Trace Table	44
Chapter 3. BDT Data Areas	47
Location of BDT Control Blocks	47
Control Blocks after BDT and BDT SNA Manager Initialization	48
Control Blocks during a File-to-File Transaction	48
Control Blocks during an NJE Transaction	50
Relationships among BDT Control Blocks	53
Data Areas — Summaries and Layouts	57
BDT Subsystem Interface Data Area — BSID	59
Chapter 4. Generalized Subtask Directory — GSD	67
Chapter 5. Initialization Data CSECT — INT	73
Chapter 6. Job Control Table — JCT	91

Chapter 7. Job Queue Element — JQE	99
Chapter 8. JQE/JCT Access Control Table — JQX	103
Chapter 9. Logical Unit Control Table — LCT and LCTLU	107
Chapter 10. Master Job Definition — MJD	115
Chapter 11. Resident Logical Units Table — RLT	127
Chapter 12. Sequential Transfer Data Area — SEQ	131
Scheduler Interface Control Area CSECT — SICA	146
SNA Buffer Pool Control Block — SNBP	147
Chapter 13. Transfer Vector Table — TVT	149
Chapter 14. Trace Work Area — TWA	185
Chapter 15. Transaction Origin Data Area — XOID	187
Appendix. Notices	189
Trademarks.	190
Programming Interface Information	191
Glossary	193
Index	195

Figures

1. Title Page of the Formatted Dump	2
2. Map of BDTNUC in the Formatted Dump	4
3. BDT TVT in the Formatted Dump	6
4. BDT FCT in the Formatted Dump — Resident Functions	25
5. BDT FCT in the Formatted Dump — Nonresident Functions	28
6. BDT JQE in the Formatted Dump.	28
7. BDT RLT in the Formatted Dump	29
8. BDT LCT in the Formatted Dump.	31
9. BDT SNA Line and Node Variable Entries in the Formatted Dump.	32
10. The Structure of the BDT SNA Control Blocks	34
11. BDT CPD and CPB in the Formatted Dump	35
12. Contents of BDTNUC in the Formatted Dump	38
13. Example of a BDT Trace Table.	43
14. Locating the Trace Table	44
15. BDT Control Blocks after BDT and BDT SNA Manager Initialization	48
16. BDT Control Blocks at File-to-File Nodes after a Transaction Is Submitted.	48
17. BDT Control Blocks at File-to-File Nodes after the Job Is Scheduled	49
18. BDT Control Blocks at File-to-File Nodes after the Job Is Purged	50
19. BDT Control Blocks at NJE Nodes after a Transaction Is Submitted	51
20. BDT Control Blocks at NJE Nodes after the Job Is Scheduled	52
21. BDT Control Blocks after the Job Is Purged	53
22. BDT Storage Management Control Blocks	54
23. BDT Session-Related Control Blocks	55
24. BDT Job Scheduling and Dispatching Control Blocks	56
25. BDT SNA Buffer Management Control Blocks	57

About This Book

This book is a reference for diagnosing problems with the Bulk Data Transfer (BDT) licensed program. It describes the dumps, trace facility, and data areas you will need to identify the part of BDT that is causing a problem, and to gather information to report a problem to IBM.

In addition, this book is a reference for writing and testing user exit routines. For this purpose, use “Chapter 3. BDT Data Areas” on page 47, along with *z/OS BDT Installation*.

Who Should Read This Book

This book is for system programmers responsible for detecting and solving BDT problems or coding and testing user exit routines.

How to Use This Book

If you are new to BDT, use the index or table of contents to help you find what you need.

This book contains three chapters and a glossary:

- “Chapter 1. The BDT Formatted Dump” on page 1 explains how to request and use the BDT formatted dump.
- “Chapter 2. The MVS SVC Dump” on page 39 explains how to request and use the MVS SVC dump, which includes the BDT trace table.
- “Chapter 3. BDT Data Areas” on page 47 contains descriptions and layouts of BDT data areas.

Related Reading

Where necessary, this book references information in other books, using shortened versions of the book title. For complete titles and order numbers of the books for all products that are part of z/OS, see *z/OS Information Roadmap*.

Using LookAt to look up message explanations

LookAt is an online facility that allows you to look up explanations for z/OS messages and system abends.

Using LookAt to find information is faster than a conventional search because LookAt goes directly to the explanation.

LookAt can be accessed from the Internet or from a TSO command line.

You can use LookAt on the Internet at:

<http://www.ibm.com/servers/eserver/zseries/zos/bkserv/lookat/lookat.html>

To use LookAt as a TSO command, LookAt must be installed on your host system. You can obtain the LookAt code for TSO from the LookAt Web site by clicking on **News and Help** or from the *z/OS Collection*, SK3T-4269.

To find a message explanation from a TSO command line, simply enter: **lookat** *message-id* as in the following example:

```
lookat iec192i
```

This results in direct access to the message explanation for message IEC192I.

To find a message explanation from the LookAt Web site, simply enter the message ID. You can select the release if needed.

Note: Some messages have information in more than one book. For example, IEC192I has routing and descriptor codes listed in *z/OS MVS Routing and Descriptor Codes*. For such messages, LookAt prompts you to choose which book to open.

Accessing licensed books on the Web

z/OS licensed documentation in PDF format is available on the Internet at the IBM Resource Link Web site at:

<http://www.ibm.com/servers/resourceLink>

Licensed books are available only to customers with a z/OS license. Access to these books requires an IBM Resource Link Web userid and password, and a key code. With your z/OS order you received a memo that includes this key code.

To obtain your IBM Resource Link Web userid and password log on to:

<http://www.ibm.com/servers/resourceLink>

To register for access to the z/OS licensed books:

1. Log on to Resource Link using your Resource Link userid and password.
2. Click on **User Profiles** located on the left-hand navigation bar.
3. Click on **Access Profile**.
4. Click on **Request Access to Licensed books**.
5. Supply your key code where requested and click on the **Submit** button.

If you supplied the correct key code you will receive confirmation that your request is being processed. After your request is processed you will receive an e-mail confirmation.

Note: You cannot access the z/OS licensed books unless you have registered for access to them and received an e-mail confirmation informing you that your request has been processed.

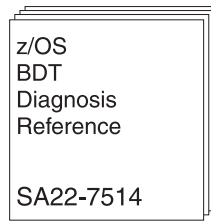
To access the licensed books:

1. Log on to Resource Link using your Resource Link userid and password.
2. Click on **Library**.
3. Click on **zSeries**.
4. Click on **Software**.
5. Click on **z/OS**.
6. Access the licensed book by selecting the appropriate element.

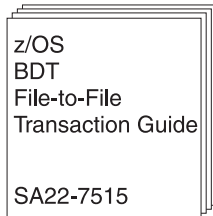
z/OS BDT Publications



Introduces BDT.




This book explains how to request and read a BDT formatted dump, explains how to find and read BDT information in an MVS SVS dump, and shows the layouts of BDT data areas.



Explains how to create and submit transactions to copy data sets.



Explains how to define BDT to MVS and ACF/VTAM, allocate BDT and TQI data sets, write BDT initialization statements, write BDT and TQI start procedures, and write BDT user exit routines.



Explains all BDT messages and completion codes.



Describes all BDT commands.

Chapter 1. The BDT Formatted Dump

This chapter discusses the BDT formatted dump. It explains:

- The purpose of the BDT formatted dump
- How to request the BDT formatted dump
- The contents of the BDT formatted dump

Purpose of the BDT Formatted Dump

The BDT formatted dump is a good place to start analyzing your BDT subsystem problems. It contains information about the failing module, resident modules in the BDT nucleus, and BDT control blocks. Use this dump together with the MVS SVC dump, which is described in Chapter 2.

How to Request the BDT Formatted Dump

The BDT initialization stream and BDT commands allow you to request that a BDT formatted dump be taken during normal processing, or when an abend occurs.

- During normal processing, you can request a BDT formatted dump with the DUMP command. When you issue the DUMP command, an MVS SNAP dump appears in the BDT formatted dump before the contents of BDTNUC. You also receive an SVC dump. The format of the DUMP command is `DUMP,TITLE='dump-title'`, where *dump-title* is a title you assign to the dump. For more information, see *z/OS BDT Commands*.
- When an abend occurs, BDT can either take a formatted dump, not take a formatted dump, or ask if a formatted dump is to be taken. You specify which option you want with the WANTDUMP parameter of the OPTIONS statement in the initialization stream. For more information on coding the OPTIONS statement, see *z/OS BDT Installation*. The MODIFY,DUMP command allows you to change the option specified in the WANTDUMP parameter. `MODIFY,DUMP,YES` requests that when an abend occurs, BDT is to take a formatted dump. `MODIFY,DUMP,ASK` requests that when an abend occurs, BDT is to ask if a formatted dump is to be taken. For more information on this command, see *z/OS BDT Commands*.

Contents of the Formatted Dump

The BDT formatted dump contains:

- A title page. This gives summary information about the failing module.
- A map of BDTNUC (the BDT nucleus). This lists resident modules and data areas and their corresponding addresses.
- Fields for these BDT control blocks:
 - The transfer vector table (TVT)
 - The function control table (FCT) — a page for each resident function and each active job
 - The job queue element (JQE)
 - The resident logical units table (RLT)
 - The logical unit control tables (LCTs)
 - The BDT SNA line and node variable entries, including the logical unit control blocks (LCBs), ACF/VTAM's request parameter list (RPL), and LCTs for logical units (LCTLUs).
 - The cell pool directory (CPD)

- The cell pool control block (CPB)
- The hexadecimal contents of BDTNUC.

The rest of this chapter describes the sections of the BDT formatted dump. The sections are described in the order in which they appear in an actual dump.

Each section begins a new page in this chapter, and each section is illustrated with an example from a dump. Parts of the examples are identified with numbers. These numbers point you to the text that follows the examples — an area marked with a **1** in the dump is described under **1** in the text.

The examples in this chapter may not, field-for-field, match the contents of your dump.

Title Page

The first page of the BDT formatted dump is a title page that describes the failing module.

```
1 BDT FORMATTED DUMP:  SOC1 IN LOW-MEM                               SYSID=SYSA1      DATE=85211 TIME= 7:58:30 PAGE=00
2   SOC1 ABEND AT 00000000 (LOW-MEM +00000000)
3   PSW AT TIME OF INTERRUPT: 078C0000 00000002   4   ILC=02   5   INTC=0001
6   THE INTERRUPTING INSTRUCTION IS: 0008
7   REGISTER CONTENTS AT TIME OF INTERRUPT:
      R0 =00000014  R1 =001EAC48  R2 =001EAD08  R3 =00000158  R4 =001CD038  R5 =00236554  R6 =001EACF4  R7 =0029A460
      R8 =0029C3E8  R9 =00236554  R10=0029C3E8  R11=001DE2D8  R12=00197000  R13=00201700  R14=4019D674  R15=00000000
8   THE ACTIVE FCT IS NJS      (00236554); JOB IS 0003 (JOBA )
```

Figure 1. Title Page of the Formatted Dump

- 1** This line is the dump heading. It identifies each page of the BDT formatted dump. In the heading:
- BDT FORMATTED DUMP** is the dump name. The dump name identifies the completion, or abend, code (SOC1), and the name of the failing module (LOW-MEM). There are three possible completion code prefixes:
- S is the MVS system completion code.
 - U is the initialization completion code.
 - BD is the BDT completion code.

See *z/OS BDT Messages and Codes* for more information on completion codes.

SYSID is the name of the BDT node.

DATE is the date (yyddd) when the dump began processing.

TIME is the hour, minute, and second when the dump began processing.

PAGE is the dump page number.

2 This line contains abend information:

SOC1 is the completion code.

00000000 is the virtual address of the failing instruction. **Do not adjust this address for the length of the failing instruction.**

(LOW-MEM +00000000) is the relative address of the failing instruction — module name and displacement.

3 PSW AT TIME OF INTERRUPT is the PSW for the program when the abend occurred, or when the request for a dump was made.

4 ILC is the hexadecimal instruction length code.

5 INTC is the hexadecimal interrupt code or SVC number.

6 INTERRUPTING INSTRUCTION is the object code of the failing instruction.

7 REGISTER CONTENTS is the contents of general registers 0-15.

8 ACTIVE FCT is the name of the BDT function in control when the abend occurred, and the address of the abending FCT entry.

Note: If the abending module is not a resident function, the title page will show the job number and job name in addition to the fields described.

Map of BDT Nucleus (BDTNUC)

The map of the BDT nucleus is a list of the names and virtual addresses of all modules, service routines, and data areas that reside in BDTNUC. Modules that reside in BDTNUC are called *resident functions*.

BDTNUC is located in the BDT address space at the low end of the private area. It is a non-reusable load module, loaded during BDT initialization by BDTINTK.

Map of BDT Nucleus

BDT FORMATTED DUMP: SOC1 IN LOW-MEM

SYSID=SYSA1 DATE=85211 TIME= 7:58:30 PAGE=002

MAP OF BDT NUCLEUS

00197000	TVT	
001977C6	BDTGRVT	TRANSTAB
00198668	BDTGRPT	
00198698	BDTGRPT	FCTTOP
0019B878	BDTGRPT	BDTEXL
0019BC78	BDTGRCPD	
0019BCA4	BDTGRCPD	CPDTABLE
0019BE00	BDTGRQC	
0019BE2C	BDTGRQC	BDTXBPL
0019C590	BDTGRQC	BDTXGCL
0019CB32	BDTGRQC	BDTXRCL
0019D064	BDTGRQC	BDTXDPL
0019D42C	BDTGRQC	BDTXCPD
0019D550	BDTGRSV	
0019D57C	BDTGRSV	ASAVEYES
0019D674	BDTGRSV	ASARETRN
0019D810	BDTGRTX	
0019DB6C	BDTGRTX	ATRSTART
0019DB6C	TRACEHDR	
0019E0E8	BDTIFCM	
0019F318	BDTIFCS	
0019F750	BDTLAMB	BDTLOPN
0019F9DA	BDTLAMB	BDTLCLS
0019FCB0	BDTLAMB	BDTLPUT
0019FE38	BDTLAMB	BDTLGET
001A004C	BDTLAMB	BDTLRD
001A0094	BDTLAMB	BDTLWRT

001C3360	BDTABLG	
001C49D0	BDTABMN	
001C4BF8	BDTABMN	BDTMODUP
4	z/OS V1R1.0 BDT Diagnosis Reference	
001C4DAE	BDTABMN	FAILDAPX
001C5024	BDTABMN	ABSERV2

Transfer Vector Table (TVT)

The BDT transfer vector table (TVT) is the primary control block of BDT. It includes pointers to the beginnings of control block chains, addresses of general BDT routines, constants, and initialization parameters from the OPTIONS statement. It is located at CSECT BDTGRVT at the beginning of BDTNUC.

The TVT entries occupy three pages in the BDT formatted dump. The entries are described in the pages that follow. A sentence at the top of each page tells which portion of which TVT page in the BDT formatted dump is being described.

A layout of the TVT, with an alphabetical cross-reference of the fields in the TVT, is included in Chapter 3. BDT Data Areas.

TVT

BDT FORMATTED DUMP: SOC1 IN LOW-MEM

SYSID=SYSA1 DATE=85211 TIME= 7:58:30 PAGE=005

TRANSFER VECTOR TABLE (BDTDTV) - VERSION 2 RELEASE 1

OFFSET	LABEL	DATA	LABEL	DATA	LABEL	DATA	LABEL	DATA
0000	TVTID	E3E5E340	TVTVERS	F1F0F0F0	TVTLNGTH	0538	TVTINDAT	0085211F
0010	TVTINTIM	07491325	TVTRELNR	F2F0F0F0	TVTASAVE	0019D57C	TVTASVRT	0019D674
0020	TVTADDEQ	001BE3B0	TVTAPTMM	001BE088	TVTAGTMN	001BDDD4	TVTALLOC	001BCA38
0030	TVTXBPL	0019BE2C	TVTXCPD	0019D42C	TVTXGCL	0019C590	TVTXRCL	0019CB32
0040	TVTXDPL	0019D064	TVTAWAIT	80	TVTAWTA	1B	TVTAWTL	81
0049	TVTAWTLA	1B	TVTAWTOF	50	TVTAWTOA	1B	TVTAWTOL	51
0051	TVTWTOLA	1B	TVTAWTE	FF	TVTAWTEA	1B	TVTABMNO	001C49D0
005C	TVTABND0	001C6098	TVTABSRV	001C5024	TVTFLDAP	001C4DAE	TVTGSDAX	001C572E
006C	TVTCSSECF	00	TVTCSRQR	001C3060	TVTCSRCP	00233EC0	TVTADFCT	001C26B2
0078	TVTDLFCT		TVTFNFCT	001C284A	TVTGTFCF	001C257C	TVTPTFCF	001C27CE

0698	TVTAPLNJ+4	C1F1D540	TVTASRIM	00001770	TVT			4040
06B6	TVTRSJCT	0064	TVTSYSID	E2E8E2C1	TVTSYSID+4	F1404040	TVTNJEID	E2E8E2C1
06C4	TVTNJEID+4	F1D54040	TVTTQITD	00000BB8	TVTFSFG1	01	TVTFSFG2	03
06CE	TVTOPTNS	C8	TVTQIDFG	00	TVTSYSLG	801C9670	TVTJES	F3
06D5	TVTSLOGC	F2	TVTJSXMX	0040	TVTSLOGL	00001770	TVTSLOGP	0000003C
06E0	TVTSYSN	E2E8E2C1	TVTSYSN+4	F3F0F8F1	TVTRSD29	00000000	TVTRSD30	00000000
06F0	TVTRSD31	00000000	TVTRSD32	00000000	TVTRSS30	00000000	TVTRSS31	00000000
0700	TVTRSS32	00000000	TVTRSS33	00000000	TVTRSS34	00000000	TVTRSS35	00000000
0710	TVTRSU01	00000000	TVTRSU02	00000000	TVTRSU03	00000000	TVTRSU04	00000000
0720	TVTSXHR	E7D6C9C4	TVTSXREL	F1F0F0F0	TVTSXLEN	003C	TVTSXBS1	E2E8E2C1
072E	TVTSXBS1+4	F1404040	TVTSXBSN	E2E8E2C1	TVTSXBSN+4	F3F0F8F1	TVTSXTYP	07
073B	TVTSXFL1	00	TVTSDDRS	00000000	TVTSDDRS+4	00000000	TVTSXRD2	00000000
0748	TVTSXRD3	00000000	TVTSXRS1	00000000	TVTSXRS2	00000000	TVTSXRU1	00000000

Figure 3. BDT TVT in the Formatted Dump

This page describes the upper-left quarter of the first TVT page in the dump.

TVTID is the control block acronym.

TVTVERS

is the TVT version ID.

TVTINTIM

is the time BDT started — hhmssth.

TVTRELNR

is the BDT release number.

TVTAD EQ

indicates resource management.

TVTAPTMN

is the FREEMAIN address.

TVTXBPL

is the quik cell SVCS-build pool.

TVTXCPD

is the quik cell SVCS-CPD access.

TVTXDPL

is the quik cell SVCS-DEL pool.

TVTAWAIT

is the await condition code.

TVTAWTLA

is MFM await processing.

TVTAWTOF

is the await-off condition code.

TVTWTOLA

is MFM await processing.

TVTAWTE

is the await exit condition code.

TVTABNDO

is the formatted dump router.

TVTABS RV

is the ESTAE recovery abend SVC.

TVTCSECF

is the common subtask request ECF.

TVTCSRQR

is the common subtask request queue routine.

TVTDLFCT

is the delete FCT routine.

TVTENFCT

is the ENQ/DEQ FCT routine.

TVTIFECF

is the interfunction communication manager ECF.

TVTIFSND

is the interfunction communication send routine.

TVTJNUMR

is the return-a-job-number routine.

TVTJSSRT

is the DAP return point to BDTGRJR.

TVTGETLU

is the LU “put”.

TVTPUTLU

is the “put” LU.

TVTLPUT0

is the LU “get”.

TVTLGET0

is the LU “put”.

TVT

TVTXTRC	is the trace routine entry point.
TVTVATR	is the trace routine control area.
TVTRSD02	is reserved.
TVTRFMT0	is the RBAM format queue.
TVTOPNO	is the open RBAM file.
TVTRPRG0	indicates return blocks.
TVTSNOPN	is the SNA BDTXLOPN extension.
TVTSNCLS	is the SNA BDTXLCLS extension.
TVTSCDTA	is the BDT SNA manager data area.
TVTSNRD	is the SNA BDTXLWRD extension.
TVTRQTBA	is the RESQUEUE table address.
TVTRQTBD	is the RESQUEUE table delete character.
TVTXJQE	is the JQE access routine.
TVTXCOMP	is the SCNBLNK compression routine.
TVTCKPNT	is the checkpoint.
TVTABNGT	is the virtual address validation routine.
TVTRSD51	is reserved.
TVTMDLK	is the module name look-up routine.
TVTMFMPEP	is the emulation program for the multi-function monitor.
TVTSUPC	is the superscan routine entry point.
TVTXOIDF	is the XOID formatting routine.
TVTXTIME	is the timing services routine.

This page describes the upper-right quarter of the first TVT page in the dump.

TVTLNGTH	is the TVT length.
TVTINDAT	is the date BDT started — 00yydddf.
TVTASAVE	is the ASAVE processing routine.
TVTASVRT	is the ASAVE processing return.
TVTAGTMN	is the GETMAIN address.

TVTALLOC
is the address of the dynamic allocation routine.

TVTXGCL
is the quik cell SVCS “get” cell.

TVTXRCL
is the quik cell SVCS-return cell.

TVTAWTA
indicates MFM await processing.

TVTAWTL
is the await-list condition code.

TVTAWTOA
indicates MFM await processing.

TVTAWTOL
is the awaitoff-list condition code.

TVTAWTEA
is MFM await processing.

TVTABMNO
is the BDT ESTAE routine.

TVTFLDAP
is the fail-a-DAP routine.

TVTGSDEX
is the ESTAE exit abend SVC routine.

TVTCSRCP
is the common subtask request cell pool.

TVTADFCT
is the “add” FCT routine.

TVTGTFCF
is the “get” FCT routine.

TVTPTFCF
is the “put” FCT routine.

TVTFDJNR
is the find-a-job-number routine.

TVTJOBNR
is the job number.

TVTSSNJ
is the DAP return point to BDTGRNJ.

TVTXCKPT
is the DAP checkpoint routine.

TVTLOPNO
is the LU open routine.

TVTLCLS0
is the close-RBAM-file routine.

TVTLRDO
is the LREAD routine emulation program.

TVTLWRTO
is the LWRITE routine emulation program.

TVTLGREC
is the logical record suppression routine.

TVTRSD01
is reserved.

TVTRALCO
indicates allocation blocks (RBNS).

TVTRCLS0
is the LU close routine.

TVTRREDO
is the read data routine.

TVT

- TVTRWRT0**
is the write data routine.
- TVTSNGET**
is set by the SNA BDTXLGET extension.
- TVTSNPUT**
is set by the SNA BDTXLPUT extension.
- TVTSNWRT**
is set by the BDTXLWRT extension.
- TVTDQMSG**
is the BDTXDQMS service routine.
- TVTRQTBP**
is the RESQUEUE table “put” routine.
- TVTXJCT**
is the JCT access routine.
- TVTXDCMP**
is the data compress/decompress routine.
- TVTBDKEY**
is the BDT storage protect key.
- TVTCSF**
is the call subtask function routine.
- TVTDJNR**
is DJC net release processing.
- TVTMESAG**
is the console message.
- TVTNMSG**
is message handler support.
- TVTTUAM**
is the MJD text unit access method.
- TVTRSD05**
is reserved.
- TVTRSD06**
is reserved.
- TVTXACC**
is the BDT accounting STIMER routine.

This page describes the lower-left quarter of the first TVT page in the dump.

- TVTXLOG**
is the BDT log manager.
- TVTSLACB**
is the access method CB pointer.
- TVTRSD10**
is reserved.
- TVTEXL**
is the user exit routine address list.
- TVTRSD13**
is reserved.
- TVTRSD14**
is reserved.
- TVTRSS06**
is reserved.
- TVTRS07**
is reserved.
- TVTRSS10**
is reserved.
- TVTRSS11**
is reserved.

TVTRSS14
is reserved.

TVTRSS15
is reserved.

TVTINITF
is the BDT initialization flag.

TVTINDTA
is the pointer to the initialization data CSECT.

TVTICMCP
is the address of the ICMB cell pool CPB.

TVTIFCCP
is the address of the IFC cell poll CPB.

TVTJMLCP
is the address of the JML cell pool CPB

TVTNUMAP
is the map of the BDTNUC CSECTs.

TVTSVCPB
is the address of the save area cell pool CPB.

TVTTQECF
is the address of the TQE cell pool CPB.

TVTLCTUN
is set by the BDTINGN logical units table.

TVTRSTPU
is the first physical entry in restabilization.

TVTSNLTP
is the BDT SNA line LCTUNITS chain.

TVTXFER
is the start of transfer LCTs.

TVTRSD18
is reserved.

TVTRSS16
is reserved.

TVTXDQUE
is the transaction driver queue.

TVTADFQE
is the address of the first queue entry.

TVTXDQLO
is the transaction driver low watermark.

TVTXMQUE
is the cross-memory queue.

TVTXMQHI
is the cross-memory high watermark.

TVTXMQLO
is the cross-memory low watermark.

TVTRSV02
is reserved.

TVTRSV03
is reserved.

TVTNRDAP
is the dynamic DAP counter.

TVTCLDAP
is the called DAP counter.

TVTRSV05
is reserved.

TVTRSV06
is reserved.

TVT

TVTRSS19	is reserved.
TVTRSS20	is reserved.
TVTMTECB	is the BDT master ECB flag.
TVTAMECB	is the address of the master ECB.
TVTNUECB	is the ECB that BDTINTK waits on.
TVTAMQUE	is the BDT action message queue.
TVTCMTCB	is the TCB for BDTCMDV.
TVTCSRQU	is the common subtask request queue.
TVTFCTTP	is the first FCT entry.
TVTMSGQU	is the OCMB queue for BDTMSDV.
TVTJQX	is the address of the JQX.
TVTJSSFC	is the BDTGRJS FCT.
This page describes the lower-right quarter of the first TVT page in the dump.	
TVTSLEXL	is an access method CB pointer.
TVTSLRPL	is an access method CB pointer.
TVTRSD11	is reserved.
TVTRSD12	is reserved.
TVTRSD15	is reserved.
TVTRSS05	is reserved.
TVTRSS08	is reserved.
TVTRSS09	is reserved.
TVTRSS12	is reserved.
TVTRSS13	is reserved.
TVTEPE	is the end of entry points.
TVTABDCB	is the abend DCB.
TVTMSTCB	is the BDT master TCB.
TVTFCTCP	is the address of the FCT cell pool CPB.
TVTIFNCP	is the address of the NJE IFC cell pool CPB.

TVTJBCBP
is the address of the JCT buffer cell pool CPB.

TVTOCMCP
is the address of the OCMB cell pool CPB.

TVTSCPD
is the BDT system cell pool directory.

TVTTQICP
is the address of the TQI cell pool CPB.

TVTIFC
is the start of the IFC LCTs.

TVTRLTTB
is the resident RLT table.

TVTSNBP
is the BDT SNA buffer pool.

TVTMSGDV
is the address of the first MSGD data area.

TVTRSD17
is reserved.

TVTRSS17
is reserved.

TVTRSS18
is reserved.

TVTXDQCT
is the number of elements queued.

TVTXDQHI
is the high watermark.

TVTXMQ
is the BDTCMDV cross-memory queue.

TVTXMQCT
is the number of elements on the queue.

TVTXDECf
is the transaction driver ECF.

TVTRSV01
is reserved.

TVTRSV04
is reserved.

TVTRSDAP
is the resident DAP counter.

TVTPFLG1
is the BDT termination flag 1.

TVTPFLG2
is the BDT termination flag 2.

TVTRSV07
is reserved.

TVTRSV08
is reserved.

TVTRSS21
is reserved.

TVTITECB
is the ECB for BDTINIT to wait on.

TVTMCECB
is the MCS console command ECB.

TVTMSECB
is the BDT master ECB.

TVTBTAB
is the RBAM bit table.

TVT

TVTCKPAR

is the checkpoint area.

TVTEFTOP

is the top of the RESQUEUE ending function.

TVTNETOP

is the NJE ending function queue.

TVTITKPM

is the address of the BDTINTK parameters list.

TVTJNM

is the address of the job number table.

TVTLBDCB

is the BDTLIB DCB pointer.

TVTRSD19

is reserved.

This page describes the upper-left quarter of the second TVT page in the dump.

TVTSTGLS

is the start of the nucleus.

TVTNUCND

is the end-of-nucleus flag.

TVTRSTBL

is the resource management table.

TVTTRTAB

is the system-translate table.

TVTSSCVT

is the pointer to the BDT SSCVT.

TVTWFCCT

is the "wait" FCT address.

TVTRSD22

is reserved.

TVTRSD23

is reserved.

TVTRSS24

is reserved.

TVTRSS25

is reserved.

TVTRSS28

is reserved.

TVTRSS29

is reserved.

TVTDDBRQ+8

is the master DDBFX, bytes 9-12.

TVTDDBFX

is the master DDBFX.

TVTSZBUX

is the initialization flag, first halfword.

TVTBUFSZ

is the size of the buffer — halfword.

TVTIFCGM

is the current storage being used for IFC buffers obtained by GETMAIN.

TVTIFCCT

is the current count of IFC buffers obtained by GETMAIN.

TVTRSU05

is reserved.

TVTRSU06

is reserved.

TVTRSD56
is reserved.

TVTRSD57
is reserved.

TVTRSD60
is reserved.

TVTJSCMX
indicates the currently scheduled transfers.

TVTRSD36
is reserved.

TVTRSD37
is reserved.

TVTRSD40
is reserved.

TVTRSD41
is reserved.

TVTRSS42
is reserved.

TVTRSS43
is reserved.

TVTACECF
is the accounting ECF.

TVTRSD44
is reserved.

TVTRSTFL
is the BDT start flag.

TVTSTATE
is the BDT connection state machine.

TVTTQECF
is the TQI ECF.

TVTTQIOF
is the TQI-inoperative flag.

TVTCPSD2
is group 2 of the slow-down flags.

TVTCDECf
is the communications driver ECF.

TVTRSD47
is reserved.

TVTRSD53
is reserved.

TVTRSS49
is reserved.

TVTRSS50
is reserved.

TVTRSS53
is reserved.

TVTRSS54
is reserved.

TVTBDTPL
is used by BDTXGMPM for the default subpool.

TVTBLANK
indicates constant blanks.

TVTHXCHR
indicates hexadecimal characters.

TVTRSD26
is reserved.

TVT

TVTSNSET

is the total of SNA sessions for file-to-file.

TVTSNSTN

is the total of SNA sessions for NJE.

TVTRSD55

is reserved.

TVTJMLWA

is the JML work area, bytes 1-4.

TVTJMLWA+12

is the JML work area, bytes 13-16.

TVTCID

is the component ID, bytes 1-4.

This page describes the upper-right quarter of the second TVT page in the dump.

TVTNUCNA

is the end of nucleus address.

TVTOCMQU

is the output console message queue.

TVTSCAN

is the scan/validate/translate table.

TVTSPDCB

is the spool DCB.

TVTRSD20

is reserved.

TVTRSD21

is reserved.

TVTRSD24

is reserved.

TVTRSS23

is reserved.

TVTRSS26

is reserved.

TVTRSS27

is reserved.

TVTDDBRQ

is the master DDBFX, bytes 1-4.

TVTDDBRQ+4

is the master DDBFX, bytes 5-8.

TVTDDBFX+4

is the master DDBFX, bytes 1-4.

TVTRSD33

is reserved.

TVTRSD34

is reserved.

TVTCPUID

is the CPU ID.

TVTIFCGH

is the high watermark for the IFC.

TVTIFCCH

is the high watermark for the number of IFC buffers obtained by GETMAIN.

TVTRSU07

is reserved.

TVTRSU08

is reserved.

TVTRSD58

is reserved.

TVTRSD59
is reserved.

TVTLNOHI
is the TQI high watermark for the LCTOUT queue.

TVTLNOLO
is the TQI low watermark for the LCTOUT queue.

TVTRSD38
is reserved.

TVTRSD39
is reserved.

TVTRSS40
is reserved.

TVTRSS41
is reserved.

TVTRSS44
is reserved.

TVTRSS45
is reserved.

TVTJSFL1
is a JSS flag byte.

TVTJSFL2
is a JSS flag byte.

TVTSTFLG
is the BDT connect state machine flag.

TVTSNECF
is the BDT SNA manager ECF.

TVTTQIFG
is the TQI control flag.

TVTCPSD1
is group 1 of the slowdown flags.

TVTCDECX
is the communication driver ECF extension.

TVTMSGCF
is the message data set driver ECF.

TVTRSD54
is reserved.

TVTRSS48
is reserved.

TVTRSS51
is reserved.

TVTRSS52
is reserved.

TVTRSS55
is reserved.

TVTADMSK
is the constant for the address mask.

TVTCPUF
is the CPU factor.

TVTDFACT
indicates default accounting.

TVTRMFF
is the hexadecimal constant FF.

TVTRM7F
is the hexadecimal constant 7F.

TVTSNSEL
is the session limit.

TVT

TVTZERO

is the zero constant.

TVTJMLWA+4

is bytes 5-8 of the JML work area.

TVTJMLWA+8

is bytes 9-12 of the JML work area.

TVTCID+4

is bytes 5-8 of the component ID.

TVTCIDB

is the component ID base.

This page describes the lower-left quarter of the second TVT page in the dump.

TVTRSS56

is reserved.

TVTRSS57

is reserved.

TVTEBCOM

is the NJE communications VLU name (external).

TVTEBCS1

is the an NJE VLU name (external).

TVTEBCS1+9

is an NJE VLU name (external).

TVTEBCS2

is an NJE VLU name (external).

TVTEBCS2+9

is an NJE VLU name (external).

TVTEBCS3

is an NJE VLU name (external).

TVTEBCS3+9

is an NJE VLU name (external).

TVTEBCS4

is an NJE VLU name (external).

TVTEBCS4+9

is an NJE VLU name (external).

TVTEBCS5

is an NJE VLU name (external).

TVTEBCS5+9

is an NJE VLU name (external).

TVTEBCS6

is an NJE VLU name (external).

TVTEBCS6+9

is an NJE VLU name (external).

TVTEBCS7

is an NJE VLU name (external).

TVTEBCS7+9

is an NJE VLU name (external).

TVTSTCOM

is the NJE communications VLU name (internal).

TVTSTID1+2

is an NJE VLU name (internal).

TVTSTID1+3

is an NJE VLU name (internal).

TVTSTID2+2

is the an NJE VLU name (internal).

TVTSTID2+3

is the an NJE VLU name (internal).

TVTSTID3+2
is an NJE VLU name (internal).

TVTSTID3+3
is an NJE VLU name (internal).

TVTSTID4+2
is an NJE VLU name (internal).

TVTSTID4+3
is an NJE VLU name (internal).

TVTSTID5+2
is an NJE VLU name (internal).

TVTSTID5+3
is an NJE VLU name (internal).

TVTSTID6+2
is an NJE VLU name (internal).

TVTSTID6+3
is an NJE VLU name (internal).

TVTSTID7+2
is an NJE VLU name (internal).

TVTSTID7+3
is an NJE VLU name (internal).

TVTCICDYN
is the DYNALLOC card, bytes 1-4.

TVTCICDYN+4
is the DYNALLOC card, bytes 5-8.

TVTCIDYX+4
is bytes 5-8 of TVTCIDYX.

TVTCIDYX+8
is bytes 9-12 of TVTCIDYX.

TVTCIDAT
is the initialization checkpoint data, bytes 1-4.

TVTCIDAT+4
is the initialization checkpoint data, bytes 5-8.

TVTCIDAX+4
is bytes 5-8 of TVTCIDAX.

TVTCIDAX+8
is bytes 9-12 of TVTCIDAX.

TVTCIDAX+20
is bytes 21-24 of TVTCIDAX.

TVTCIDAX+24
is bytes 25-28 of TVTCIDAX.

TVTCIDAX+36
is bytes 37-40 of TVTCIDAX.

TVTCICK1
is checkpoint record 1, bytes 1-4.

TVTCICKX
is 5 extent entries, bytes 1-4.

TVTCICKX+4
is 5 extent entries, bytes 5-8.

TVTCICKX+16
is 5 extent entries, bytes 16-19.

TVTCICK2
is checkpoint record 2, bytes 1-4.

TVTCICKY
is 5 extent entries, bytes 1-4.

TVTCICKY+4
is 5 extent entries, bytes 5-8.

TVT

- TVTCICKY+16**
is 5 extent entries, bytes 16-19.
- TVTCIJCT**
is the JCT DDB fixed area.
- TVTCIJCX**
is 10 extent entries, bytes 1-4.
- TVTCIJCX+4**
is 10 extent entries, bytes 5-8.

This page describes the lower-right quarter of the second TVT page in the dump.

- TVTRSS58**
is reserved.
- TVTRSS59**
is reserved.
- TVTEBCS1+3**
is an NJE VLU name (external).
- TVTEBCS1+6**
is an NJE VLU name (external).
- TVTEBCS2+3**
is an NJE VLU name (external).
- TVTEBCS2+6**
is an NJE VLU name (external).
- TVTEBCS3+3**
is an NJE VLU name (external).
- TVTENCS3+6**
is an NJE VLU name (external).
- TVTEBCS4+3**
is an NJE VLU name (external).
- TVTEBCS4+6**
is an NJE VLU name (external).
- TVTEBCS5+3**
is an NJE VLU name (external).
- TVTEBCS5+6**
is an NJE VLU name (external).
- TVTEBCS6+3**
is an NJE VLU name (external).
- TVTEBCS6+6**
is an NJE VLU name (external).
- TVTEBCS7+3**
is an NJE VLU name (external).
- TVTEBCS7+6**
is an NJE VLU name (external).
- TVTSTID1**
is an NJE VLU name (internal).
- TVTSTID1+1**
is an NJE VLU name (internal).
- TVTSTID2**
is an NJE VLU name (internal).
- TVTSTID2+1**
is an NJE VLU name (internal).
- TVTSTID3**
is an NJE VLU name (internal).
- TVTSTID3+1**
is an NJE VLU name (internal).
- TVTSTID4**
is an NJE VLU name (internal).

TVTSTID4+1
is an NJE VLU name (internal).

TVTSTID5
is an NJE VLU name (internal).

TVTSTID5+1
is an NJE VLU name (internal).

TVTSTID6
is an NJE VLU name (internal).

TVTSTID6+1
is NJE VLU name (internal).

TVTSTID7
is an NJE VLU name (internal).

TVTSTID7+1
is an NJE VLU name (internal).

TVTABTIM
is the BDTINCD recursive abend time delay.

TVTABMAX
indicates the BDTINCD recursive abend, maximum abends.

TVTCIDYN+8
is bytes 9-12 of the DYNALLOC card.

TVTCIDYX
is 5 extent entries, bytes 1-4.

TVTCIDYX+12
is 5 extent entries, bytes 13-16.

TVTCIDYX+16
is 5 extent entries, bytes 17-20.

TVTCIDAT+8
is the initialization checkpoint data, bytes 9-12.

TVTCIDAX
is 10 extent entries, bytes 1-4.

TVTCIDAX+12
is 10 extent entries, bytes 13-16.

TVTCIDAX+16
is 10 extent entries, bytes 17-20.

TVTCIDAX+28
is 10 extent entries, bytes 29-32.

TVTCIDAX+32
is 10 extent entries, bytes 33-36.

TVTCICK1+4
is checkpoint record 1, bytes 5-8.

TVTCICK1+8
is checkpoint record 1, bytes 9-12.

TVTCICKX+8
is 5 extent entries, bytes 9-12.

TVTCICKX+12
is 5 extent entries, bytes 13-16.

TVTCICK2+4
is checkpoint record 2, bytes 5-8.

TVTCICK2+8
is checkpoint record 2, bytes 9-12.

TVTCICKY+8
is 5 extent records, bytes 9-12.

TVTCICKY+12
is 5 extent records, bytes 13-16.

TVTCIJCT+4
is the JCT DDB fixed area, bytes 5-8.

TVT

TVTCIJCT+8

is the JCT DDB fixed area, bytes 9-12.

TVTCIJCX+8

is 10 extent entries, bytes 9-12.

TVTCIJCX+12

is 10 extent entries, bytes 13-16.

This page describes the upper-left quarter of the third TVT page in the dump.

TVTCIJCX+16

is 10 extent entries, bytes 17-20.

TVTCIJCX+20

is 10 extent entries, bytes 21-24.

TVTCIJCX+32

is 10 extent entries, bytes 33-36.

TVTCIJCX+36

is 10 extent entries, bytes 37-40.

TVTDDBR3

is reserved.

TVTDDBR4

is reserved.

TVTJBNTL

is the default job execution time.

TVTAPLID

is the application ID for the open ACB.

TVTAPLNJ+4

is the application ID for the NJE ACB, bytes 5-8.

TVTASRTM

is the ASR time delay.

TVTRSJCT

is the resident JCT maximum count.

TVTSYSID

is the BDT system ID for file-to-file.

TVTNJEID+4

is the BDT system ID for NJE, bytes 5-8.

TVTTQITD

is the TQI time delay — 30 seconds.

TVTOPTNS

is the BDT options flag.

TVTQIDFG

is the auto disable flag for TQI.

TVTSLOGC

is the default BDT SYSLOG class.

TVTJSXMX

is the maximum number of scheduled transfers.

TVTSYSN

is the SYSNAME for the proc BDT is on, bytes 1-4.

TVTSYSN+4

is the SYSNAME for the proc BDT is on, bytes 5-8.

TVTRSD31

is reserved.

TVTRSD32

is reserved.

TVTRSS32

is reserved.

TVTRSS33

is reserved.

TVTRSU01
is reserved.

TVTRSU02
is reserved.

TVTSXHDR
is the control block acronym.

TVTSXREL
is the version ID.

TVTSXBSI+4
is the transaction origin — BDT SYSID.

TVTSXBSN
is the transaction origin — BDT SYSNAME.

TVTSXFL1
is the XOID flag 1.

TVTSDDRS
is the DDNAME.

TVTSXRD3
is reserved.

TVTSXRS1
is reserved.

TVTSXRU2
is reserved.

This page describes the upper-right quarter of the third TVT page in the dump.

TVTCIJCX+24
is 10 extent entries, bytes 25-28.

TVTCIJCX+28
is 10 extent entries, bytes 29-32.

TVTDDBR1
is reserved.

TVTDDBR2
is reserved.

TVTACNTL
is the accounting timing interval — .01 seconds.

TVTJBPTY
is the default job priority.

TVTAPLID+4
is the application ID for the open ACB, bytes 5-8.

TVTAPLNJ
is the application ID for the NJE ACB.

TVTJBRPD
is the job retention period (days).

TVTRSD25
is reserved.

TVTSYSID+4
is the BDT system ID for FTF, bytes 5-8.

TVTNJEID
is the BDT system ID for NJE.

TVTFSG1
is the fail-soft flag 1.

TVTFSG2
is the fail-soft flag 2.

TVTSYSLG
is the SYSLOG flag.

TVTJES
is the JES identifier.

TVT

TVTSLOGL	is the default BDT SYSLOG line limit.
TVTSLOGP	is the default BDT SYSLOG page length.
TVTRSD29	is reserved.
TVTRSD30	is reserved.
TVTRSS30	is reserved.
TVTRSS31	is reserved.
TVTRSS34	is reserved.
TVTRSS35	is reserved.
TVTRSU03	is reserved.
TVTRSU04	is reserved.
TVTSXLEN	is the XOID length.
TVTSXBSI	is the transaction origin — BDT SYSID.
TVTSXBSN+4	is the transaction origin — BDT SYSNAME.
TVTSXTYP	is the transaction origin — type.
TVTSDDRS+4	is the DDNAME, bytes 5-8.
TVTSXRD2	is reserved.
TVTSXRS2	is reserved.
TVTSXRU1	is reserved.

Function Control Table (FCT)

A function control table (FCT) contains an entry for each resident BDT function and an entry for each nonresident BDT function. The nonresident functions are the dynamic application programs (DAPs) that copy data. The formatted dump produces one page for each FCT entry. The order of the FCT entries indicates their priority at the time the dump is taken.

Figure 4 is an example of the page for a *resident* BDT function.

See Figure 5 on page 28 for an example of the page for a nonresident BDT function.

FUNCTION CONTROL TABLES

```

1      2      3
00198698  TCB ADDRESS IS 0077E990  PROGRAM NAME IS TIMER

4  ECF OF X'CO' AT 001B8FCC IS NOT POSTED      5  AWAIT RETURN IS 501B877A

6  ID          VER          LEN
    C6C3E340    F1F0F0F0    0190

7  REG 0- 7    800000C0    001B8FCC    001988A8    00244024    00000000    00000005    000001F4    801B89A6
    REG 8-15    001988A8    0077E990    001B86C0    00198698    00197000    00201000    501B877A    00198698

8  SAVCH      PRTY      9  SESEQ      RSD01    10 RSD02      RQAD      11 GSD      GLIST
    00198828    FA          00          00          00          00000000    001988A8    00198A9C

    DAPDC      DATAC      DRVRC      LOGINM    LOGINA      ICMQ      IFCM      IFCA      IFCQU
    001CB948    00000000    00000000    00000000    00000000    00000000    00000000    00000000    00000000

    JSRSH      RSD04      GETSZ      RSCNT      JCTC        ABECF      ABCNT      RSD05      RSD06
    00000000    00000000    0000      0000      0000      FF          00          00          00

    FLAG1      FLAG2      FLAG3      FLAG4      FSFLG      CSRFG      TSFLG      ABCDE
    00          00          C0          00          00          00          D0

    RSD07      RSD08      RSD09      RSD10      RSD11      RSD12      RSD13      RSD14
    00000000    00000000    00000000    00000000    00          00          00          00

    RSS01      RSS02      RSS03      RSS04      RSS05      RSS06
    00000000    00000000    00          00          00          00

    RSU01      RSU02      RSU03      RSU04      RSU05      RSS06
    00000000    00000000    00          00          00          00

12 GETUNIT LIST -          NUMBER      GLLUDDNM      GLADDR
                                1          *****      *****

13 CALLING SEQUENCE AND ACTIVE SAVE AREA CHAIN

00198828  SAVWORK-----00000000  SAVBACHN---00194ED8  SAVFOCHN---00201000  SAVRETN-----601DFC63

    REG 0- 7    00000100    00000080    001988A8    00000000    001974CC    00000005    00196B7C    001C49D0
    REG 8-15    001988A8    0077E990    001DFBA8    00198698    00197000    00198698    601DFC6E    001B86C0
    SAVFCT-----00198698  SAVRSD01---00000000          D1-00000000    00000000    D2-00000000    00000000
                                D3-00000000    00000000    D4-00000000    00000000    D5-00000000    00000000    D6-00000000    00000000

    EP BDTGRTS LOCATED AT 001B86C0 (BDTGRTS +00000000) CALLED FROM 601DFC6C (BDTGSC1 +000000C4)

00201000  SAVWORK-----00000000  SAVBACHN---00198828  SAVFOCHN---00000000  SAVRETN-----13000000
    REG 0- 7    131B8E90    001B8FA4    001988A8    00244024    00000000    00000005    000001F4    801B89A6
    REG 8-15    001988A8    0077E990    001B86C0    00198698    00197000    00198698    13000000    00000000
    SAVFCT-----00198698  SAVRSD01---00000000          D1-00000000    00000000    D2-00000000    00000000
                                D3-00000000    00000000    D4-00000000    00000000    D5-00000000    00000000    D6-00000000    00000000
  
```

Figure 4. BDT FCT in the Formatted Dump — Resident Functions

- 1** **00198698** is the hexadecimal address of the FCT entry.
- 2** **TCB ADDRESS** is the address of the task control block (TCB).
- 3** **PROGRAM NAME** is the name of the FCT.

FCT

4 ECF OF X'CO' indicates the ECF mask currently outstanding, its address, and whether the ECF is posted.

5 AWAIT RETURN indicates the hexadecimal address to which the AWAIT routine will return when the ECF is posted.

6 ID is the control block ID.

VER is the FCT version number.

LEN is the length of the FCT.

7 REG 0-15 is the FCT register save area, used to save registers over a BDT XWAIT macro service.

8 SAVCH is the address of the active save area chain.

PRTY is the function priority.

DAPDC is the address of the DAP dictionary entry.

DATA C is the address of the DAP data CSECT.

JRSRSH is the job scheduler requeue request.

RSDO4 is reserved.

FLAG1 is a flag. See flag byte FCTFLAG1 in a listing of the FCT.

FLAG2 is a flag. See flag byte FCTFLAG2 in a listing of the FCT.

RS fields are reserved.

9 SESEQ is the scheduler element (SE) sequence number of this function.

RSD01 is reserved.

DRVRC is the address of the DAP driver CSECT.

LOGINM is the LOGIN ECF mask.

GETSZ is the size of gotten storage for this entry.

RSCNT is the number of resources enqueued.

FLAG3 is a flag. See flag byte FCTFLAG3 in a listing of the FCT.

FLAG4 is a flag. See flag byte FCTFLAG4 in a listing of the FCT.

RS fields are reserved.

10 RSD02 is reserved.

RQAD is the address of the resident job queue entry.

LOGINA is the login ECF address.

ICMQ is the input console message queue.

JCTC is the system ID of the cancel JCTC function.

ABECF is the recursive abend ECF.

FSFLG is the DAP fail-soft flag.

CSRFG is the common subtask request flag.

RS fields are reserved.

11 GSD is the address of the GSD.

GLIST is the address of the GETUNIT list.

IFCM is the IFC ECF mask.

IFCA is the IFC ECF address.

ABCNT is the recursive abend count.

RSD05 is reserved.

TSFLG is the timing services flag.

ABCDE is the formatted job completion code. **RS** fields are reserved.

12 GETUNIT LIST contains this information:

NUMBER is the number of the GETUNIT list entry for that FCT.

GLLUDDNM is the DDNAME of the GETUNIT list entry. (Asterisks indicate that this field is not applicable.)

GLADDR is the address of the LCTUNITS table. (Asterisks indicate that this field is not applicable.)

13 CALLING SEQUENCE AND ACTIVE SAVE AREA CHAIN is the current save area chained off the FCT entry.

Figure 5 on page 28 is an example of a page for a *nonresident* BDT function. It shows lines describing the DAP that processes the job.

FCT

```
BDT FORMATTED DUMP:  SOC1 IN LOW-MEM                               SYSID=SYSA1  DATE=85211  TIME= 7:58:30  PAGE=019
1 00236000 2 TCB ADDRESS IS 00782D90 3 DAP NAME IS SNA 4 JOB NUMBER IS 1 5 JOB PRIORITY IS 15
6 MODULE NAME IS BDT SNA 7 MODULE BASE IS 00289DA0 8 SE SEQUENCE IS 1

      ECF OF X'7A' AT 001973A5 IS NOT POSTED          AWAIT RETURN IS 5028CFC4

      ID          VER          LEN
      C6C3E340    F1F0F0F0    0190

      REG 0- 7    8000007A    001973A5    001CB430    00000000    001E0FAC    A028CE72    00236438    0028ADA0
      REG 8-15    0028CE0A    001C1408    0028CB70    00289DA0    00197000    00201400    5028CFC4    00236000

      SAVCH      PRTY      SESEQ      RSD01      RSD02      RQAD      GSD      GLIST
      00236384   0F          01          00          00          00236438  00236190  00236510
```

Figure 5. BDT FCT in the Formatted Dump — Nonresident Functions

- 1** 00236000 is the hexadecimal address of the DAP.
- 2** TCB ADDRESS is the address of the task control block (TCB).
- 3** DAP NAME is the name of the DAP.
- 4** JOB NUMBER is the number of the job that the DAP represents.
- 5** JOB PRIORITY is the priority of the job.
- 6** MODULE NAME is the name of the module that represents the DAP (may not be retrievable).
- 7** MODULE BASE is the base address of the module that represents the DAP (may not be retrievable).
- 8** SE is the sequence number of the DAP being executed (always 1).

Job Queue Element (JQE)

A job queue element (JQE) contains basic information about an active job.

```
BDT FORMATTED DUMP:  SOC1 IN LOW-MEM                               SYSID=SYSA1  DATE=85211  TIME= 7:58:30  PAGE=024
                               BDT JOB QUEUE ELEMENTS
1 00257460 2 JOBNAME 3 ID 4 JCTDDB1 JCTDDB2 JCTDDB3 5 NETID 6 JBNO 7 PREV 8 NEXT 9 PRTY 10 UCNT
      -          JQE          00000000 00000000 00000100          1          0          0          15          0

11 JQERW 12 FCT ADDR 13 JML LOCK 14 FCT ADDR 15 JML 16 JQEDATE 17 JQELOC 18 JQEJGID 19 JQEJOBN 20 JQEJJNO 21 J1 J2 J3 S2 F1 F5
      00000000 0019B028 00000000 00000000 00000000 00000000 SYS A1          SNSNA          40 00 00 70 80
```

Figure 6. BDT JQE in the Formatted Dump

- 1** 00257460 is the address of the JQE entry.
- 2** JOBNAME is the job name.
- 3** ID is the control block acronym.
- 4** JCTDDB1-3 indicates the data definition block (DDB) for JCT entries.
- 5** NETID is the network ID.
- 6** JBNO is the job number.
- 7** PREV is the job number of the previous job of this priority.

- 8** NEXT is the job number of the next job of this priority.
- 9** PRTY is the job priority.
- 10** UCNT is the number of read-only users for this JCT entry.
- 11** JQERW is the read/write enqueue byte or read/write FCT address.
- 12** FCT ADDRESS is the FCT address.
- 13** JML LOCK is the job message log (JML) lock.
- 14** FCT ADDRESS is the FCT address.
- 15** JML is the job message log control block.
- 16** JQEDATE is the date that the job entered the system.
- 17** JQELOC is the CPU ID.
- 18** JQEJGID is the JES3 group ID.
- 19** JQEJOBN is the job name.
- 20** JQEJJNO is the JES3 job ID.
- 21** Flags:

J1 is a flag. See either flag byte JCTFL1 in a listing of the JCT, or flag byte JQEFL1 in a listing of the JQE.
J2 is a flag. See either flag byte JCTFL2 in a listing of the JCT, or flag byte JQEFL2 in a listing of the JQE.
J3 is a flag. See flag byte JQEFL3 in a listing of the JQE.
S2 is a flag. See flag byte JQESTAT2 in a listing of the JQE.
F1 is a flag. See flag byte JQEFLG1 in a listing of the JQE.

Layouts for both the JCT and the JQE, which include the flag bytes listed above, appear in Chapter 3. BDT Data Areas.

Resident Logical Units Table (RLT)

A resident logical units table (RLT) contains information about a BDT node or about a SNA session, or *line*, that you coded in the BDTNODE statements. There is a *node* RLT for each BDT node, and a *line* RLT for each SNA session. Because you do not establish a session with your own node, you have a node RLT for your node but no corresponding line RLT. The following is an example of a line RLT.

BDT FORMATTED DUMP: SOC1 IN LOW-MEM SYSID=SYSA1 DATE=85211 TIME= 7:58:30 PAGE=025

RESIDENT LOGICAL UNITS TABLE

1 001E0C10	2 TYPE LINE	3 ID RLT	VER 2000	4 LEN 0054	RSVD4 0000	5 NAME APPLA2	NODE SYSA2	6 LMODE	LCTAD 001EC950
		NLU 000	COMLU 000	ACTLU 0	SF 00000000	BLK 01024	FLAG1 10	FLAG2 00	CKPT 000000K
		CSOPT 00	ASRFG 80	LIMIT 00000	LUTO 000	LUFR 000	TOCNT 000	FRCNT 000	RSVD5 00000000

Figure 7. BDT RLT in the Formatted Dump

- 1** 001E0C10 is the address of the RLT.
- 2** TYPE is the type of logical unit (LU), either LINE or NODE.
- 3** ID is the control block acronym.

VER is the version release ID.

NLU is the total number of LUs (from LU on the BDTNODE statement).

RLT

COMLU is the number of communication LUs.

CSOPT is the compression option flag.

ASRFG is the ASR flag byte. See **RLTASRFG** in a listing of the RLT.

4 LEN is the length of the RLT section.

RSVD4 is reserved.

ACTLU is the active VLU count.

SF indicates BDT selectable features.

LIMIT is the restart limit.

LUTO is the number of LUs fenced “to”.

5 NAME is the node name in a node RLT entry, and the LU name in a line RLT entry.

NODE is the corresponding node name for line entries; it is empty for node entries.

BLK is the buffer size (from **BUFSZ** on the **BDTNODE** statement).

FLAG1 is an entry flag byte. See **RLTFLAG1** in a listing of the RLT.

LUFR is the number of LUs fenced “from”.

TOCNT is the “to” LU count.

6 LMODE is the log mode entry name.

LCTAD is the address of the LCT.

FLAG2 is an entry flag byte. See **RLTFLAG2** in a listing of the RLT.

CKPT is the checkpoint interval (from **CKPT** on the **BDTNODE** statement).

FRCNT is the “from” LU count.

RSVD5 is reserved.

A layout of the RLT, which shows the flag bytes listed above, is included in Chapter 3. BDT Data Areas.

Logical Unit Control Table (LCT)

A logical unit control table (LCT) describes a SNA session or a virtual logical unit (VLU) associated with a BDT node. Some fields in an LCT have one meaning for a session and a different meaning for a node. Many fields are unused because an LCT for a session does not contain node information, and an LCT for a node does not contain session information.

BDT FORMATTED DUMP: SOC1 IN LOW-MEM

SYSID=SYSA1 DATE=85211 TIME= 7:58:30 PAGE

LOGICAL UNITS CONTROL TABLE - VERSION 2 RELEASE 1

1 LOC	2 TYPE	3 LUNAME	4 FX	F1	F2	F3	F4	5 STREAM ID	6 FCT	7 VLUNO	8 OUTQU	9 LGETA	10 LPI
001EC950	VTAM	APPLA2	00	80	80	00	00	00	00000000	000	000000	00000000	000
001EC9D4	VTAM	APPLA3	00	80	88	00	00	00	00000000	000	000000	00000000	000
001ECA58	VTAM	APPLA2N	00	80	90	00	00	00	00000000	000	000000	00000000	000
001ECADC	VTAM	APPLA5N	00	80	90	00	00	00	00000000	000	000000	00000000	000
001ECB60	VTAM	APPLA3N	00	80	90	00	00	00	00000000	000	000000	00000000	000
001ECBE4	COMM	SYSA1	001	00	20	20	00	00	00000000	F0F	000000	00000000	000
001ECC68	XFER	SYSA1	002	00	40	00	00	00	00000000	F0F	000000	00000000	000
001ECCEC	XFER	SYSA1	003	00	40	00	00	00	00000000	F0F	000000	00000000	000
001ECD70	XFER	SYSA1	004	00	40	00	00	00	00000000	F0F	000000	00000000	000
001ECDF4	COMM	SYSA2	001	00	80	20	00	00	00000000	F0F	000000	00000000	000
001ECE78	XFER	SYSA2	002	00	80	40	00	00	00000000	F0F	000000	00000000	000
001ECEFC	XFER	SYSA2	003	00	80	40	00	00	00000000	F0F	000000	00000000	000
001ECF80	XFER	SYSA2	004	00	80	40	00	00	00000000	F0F	000000	00000000	000
001ED004	XFER	SYSA2	005	00	80	40	00	00	00000000	F0F	000000	00000000	000
001ED088	XFER	SYSA2	006	00	80	40	00	00	00000000	F0F	000000	00000000	000
001ED10C	XFER	SYSA2	007	00	80	40	00	00	00000000	F0F	000000	00000000	000

Figure 8. BDT LCT in the Formatted Dump

1 **LOC** is the address of the LCT.

2 **TYPE** indicates the type of LCT:

- **VTAM** indicates an LCT for a session. There is one for each SNA session.
- **COMM** indicates an LCT for the communication VLU associated with a node. The communication VLU carries commands, messages, status, and control information for other VLUs.
- **XFER** indicates an LCT for a transfer VLU associated with a node. There is one transfer VLU for each data transfer at each node.

3 **LUNAME** is the node name and VLU number in a node LCT, or the LU name in a session LCT.

4 **Flags**:

- **FX** is the buffer status flag. See LCTFLAGX in a listing of the LCT.
- **F1** is the VLU status flag. See LCTFLAG1 in a listing of the LCT.
- **F2** is the VLU type flag. See LCTFLAG2 in a listing of the LCT.
- **F3** is the VLU control flag. See LCTFLAG3 in a listing of the LCT.
- **F4** is a flag. See LCTFLAG4 in a listing of the LCT.

A layout of the LCT, which shows the LCT flag fields listed above, appears in Chapter 3. BDT Data Areas.

5 **STREAM ID** indicates the stream ID. The left column is for file-to-file and the right column is for NJE.

6 **FCT** is the address of the FCT that is using the VLU.

LCT

- 7 VLUNO** is the VLU number.
- 8 OUTQU** is the interfunction communication output queue.
- 9 LGETA** is the address of the LGET area on the communication VLU.
- 10 LPUTA** is the address of the LPUT area on the communication VLU.

BDT SNA Line and Node Variable Entries

The SNA line and node variable entries in the BDT formatted dump contain fields from three control blocks: the logical unit control block (LCB), ACF/VTAM's request parameter list (RPL), and the LCT for logical units (LCTLU).

```
BDT FORMATTED DUMP:  SOC1 IN LOW-MEM                                SYSID=SYSA1  DATE=85211  TIME= 7:58:30  PAGE=0
                                BDT SNA LINE AND NODE VARIABLE ENTRIES VERSION 2 RELEASE 1
 1  00298100  APPLA2  001EC950 00298DE0 00000000 00298DE0 00000000 00298000 00000000 00000000 00000000 000 000 00
 2  002981D4  SEND    REQ-00  ACTIV-00 RTNCD-00 FDB2-00 FDB3-00 FDBK2--- 00000000 0SENS-- 00000000
    0029824C  RECV    REQ-00  ACTIV-00 RTNCD-00 FDB2-00 FDB3-00 FDBK2--- 00000000 0SENS-- 00000000
    002982C4  SESS    REQ-00  ACTIV-00 RTNCD-00 FDB2-00 FDB3-00 FDBK2--- 00000000 0SENS-- 00000000
 3  VLU      LULIN  LUIBE  LUIBQ  LUIBF  LUOBQ  LUOBS  LUREC  LUMAX  LUSIZ  ACK  SNT  BFN  ISQ  O
    00298DE0  SYSA2  001 00298100 00000000 00000000 00000000 00000000 00000000 00000 01024 01024 000 000 010 000 0
    00298E70  SYSA2  002 00298100 00000000 00000000 00000000 00000000 00000000 00000 01024 01024 000 000 010 000 0
    00298F00  SYSA2  003 00298100 00000000 00000000 00000000 00000000 00000000 00000 01024 01024 000 000 010 000 0
    00298T90  SYSA2  004 00298100 00000000 00000000 00000000 00000000 00000000 00000 01024 01024 000 000 010 000 0
    00299020  SYSA2  005 00298100 00000000 00000000 00000000 00000000 00000000 00000 01024 01024 000 000 010 000 0
    002990B0  SYSA2  006 00298100 00000000 00000000 00000000 00000000 00000000 00000 01024 01024 000 000 010 000 0
    00299140  SYSA2  007 00298100 00000000 00000000 00000000 00000000 00000000 00000 01024 01024 000 000 010 000 0
```

Figure 9. BDT SNA Line and Node Variable Entries in the Formatted Dump

- 1** The LCB contains information about a SNA session. The LCB fields are as follows:
 - 00298100** is the hexadecimal address of the LCB.
 - APPLID** is the logical unit (LU) name. It is the same as LUNAME in the session RLT () and LUNAME in the LCT ().
 - LCBLCT** is the address of the related LCT.
 - LCTLU** is the address of the first LCTLU for the node.
 - INPUT** is the address of the input buffer for the receive area.
 - NXLUO** is the address of the next output LCTLU.
 - LCBSEB** is the LCB session-establishment block.
 - LCBACB** is the pointer to the access control block (ACB) for this node.
 - SNDCT** is the send record unit (RU) count.
 - RCVCT** is the receive RU count.
 - CID** is the network address.
 - VLUS** is the number of VLUs per session.
 - OX** is the output VLU identification.
 - OY** is the output VLU sequence number.
 - WR** is the BDT SNA manager work queue request flag.
 - F** is a flag.

2 The RPL is a communication area for ACF/VTAM and its applications. It describes the macro BDT is requesting of ACF/VTAM. The RPL fields are as follows:

002981D4 is the hexadecimal address of the RPL entry.

SEND indicates the type of RPL (send, receive, or session-related).

REQ indicates the RPL request type (ACF/VTAM macro), as described in Table 1.

Table 1. RPL Request Types

Code	Request Type	Function
00	GET	
15	SETLOGON	Modifies an application program's capability to establish sessions.
16	SIMLOGON	Initiates a session in which the application program will act as the primary LU.
17	OPNDST	Establishes sessions in which the application program will act as the primary LU.
1A	INQUIRE	Obtains LU information or application program status.
1F	CLSDST	Terminates sessions in which the application program is acting as the primary LU.
21	CLOSE	Closes one or more ACBs.
23	RECEIVE	Receives input on a session.
25	SESSIONC	Sends a session-control request or response.
27	SEND	Sends output on a session.
29	REQSESS	Initiates a session in which the application program will act as the secondary LU.
2A	OPNSEC	Establishes a session in which the application program will act as the secondary LU.
2C	TERMSESS	Requests termination of a session in which the application program acts as the secondary LU.

ACTIV is the activity code:

- Hex FF — ACF/VTAM was processing this request at the time of the dump.
- Hex 00 — ACF/VTAM completed processing of this request before the dump was taken.

RTNCD is the RPL return code. This field is dumped from RPLRTNCD, which is at offset hex D in the RPL.

FDB2 is the ACF/VTAM reason code. This field is dumped from RPLFDB2, which is at offset hex E in the RPL.

FDB3 indicates the ACF/VTAM data flags. This field is dumped from RPLFDB3, which is at offset hex F in the RPL.

Note: For information on the RTNCD, FDB2, and FDB3 fields, see the ACF/VTAM programming manual.

FDBK2 indicates SNA sense received by BDT. This field is dumped from two RPL fields: RPLSSEI at offset hex 58, and RPLSSMI at offset hex 59.

OSENS indicates SNA sense sent by BDT. This field is dumped from two RPL fields: RPLSSEO at offset hex 64, and RPLSSMO at offset hex 65.

Note: For information on the FDBK2 and OSENS fields, see the SNA format and protocol manual.

3 The LCTLU fields are as follows:

LCB, RPL, & LCTLU

00298DE0 is the hexadecimal address of the LCTLU.

VLU is the name of the node and the VLU number.

LULIN is the address of the line LCTLN segment.

LUIBE, is the address of the input buffer being emptied.

LUIBQ is the address of the input buffer queue.

LUOBF is the address of the output buffer being filled.

LUOBQ is the address of the output buffer queue.

LUOBS is the address of the output buffer sent.

LUREC is the size of the given record.

LUMAX is the maximum record size.

LUSIZ is the node buffer size.

ACK is the number of pending acknowledgements for input buffers.

SNT is the number of pending acknowledgements for output buffers.

BFN is the number of buffers.

ISQ is the input buffer sequence counter.

OSQ is the output buffer sequence counter.

F2 is the sequence number updated (01 = yes, 00 = no).

F3 is not presently supported.

Structure of the BDT SNA Control Blocks

The RLT, LCT, LCB, RPL, and LCTLU control blocks, described in the preceding sections, all contain information about SNA sessions and BDT nodes. Figure 10 shows the relationships among the SNA-related control blocks and identifies the figure in this chapter that contains the corresponding example from the dump.

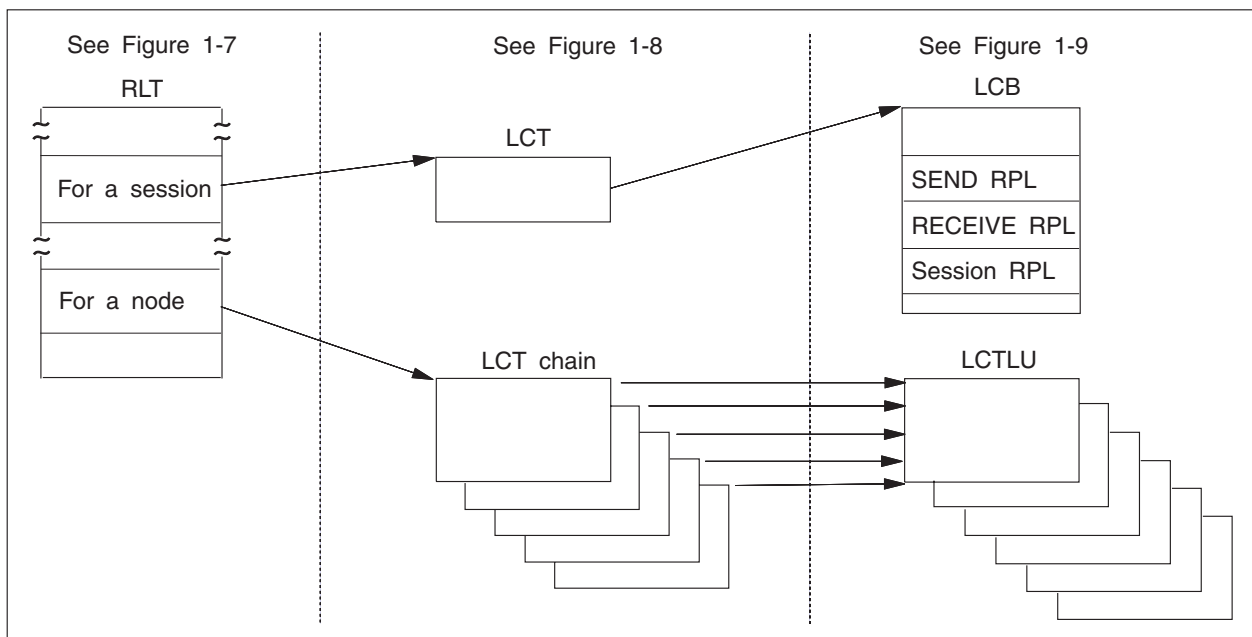


Figure 10. The Structure of the BDT SNA Control Blocks

Cell Pool Directory (CPD) and Cell Pool Control Block (CPB)

The cell pool directory (CPD) in BDTNUC contains information you need to locate cell pools in the BDT address space. There is one CPD and one cell pool control block (CPB) entry for every cell pool defined with a **CELLPOOL** statement in the BDT initialization stream. (See Figure 22 on page 54 for an illustration of the relationships among CPD, CPB, and TVT entries.)

Figure 11 shows the BDT formatted dump for one cell pool.

```

BDT FORMATTED DUMP:   SOC1 IN LOW-MEM                               SYSID=SYSA1   DATE=85211   TIME= 7:58:30   PAGE
                                     *** CELL POOL CONTROL BLOCKS ***
1 0019BCA4   CPD ---- SAVE
      CPID     E2C1E5C5   CSIZE   00000080   CPB     00200EC0
      SUBID    010       RSVD1   00           RSVD2   00           RSVD3   00
      RSV4     00000000   RSVS1  00000000   RSVS2  00000000

2 00200EC0 3 CPB
      ID       C3D7C240   REL     F1F0F0F0   4 LEN     013C       RSD01   0000   5
      NXCPB    00000000   CPRT    00200EA8   CPAT    00200EB0   LOWAD   00201000   HIADD   00205000
      RSD02    00         SUBID   010       CELSZ   0128       CELPG   0032
      TOTEX    0000       MAXEX   0015       HWMEX   0000       WASTE   0000       DPLTD   000000
      SDCNT    00000     RSD03   0000       CTR     00000001   EXSIZ   00016384   SEXSZ   00004000
      AVLCL    00000111   TOTAV   00000111   TOTCE   00000128   HWMCE   00000128   LWMAV   00000100
      HWMUS    00000022   CELNM   00000128   SELCX   00000032
      SELPG    00000000   SPATZ   00000004   SPRTZ   00000002   CPATZ   00000016   CPRTZ   00000000
      LOCKB    00         LOCKBRV  000000   LOCKF   00198EE8
      RSD04    00000000   RSD05   00000000   RSD06   00000000   RSD07   00000000
      RSVS1    00000000   RSVS2   00000000   RSVS3   00000000   USER    00000000
      FLAG1    E0         FLAG2   00         KEY     80           RSD08   00
      PARM     001E0B20   PARMD   00000000   PARMD+4 00000000   PARMD+8 00000000

6 SAVEAR00 00201800   SAVEAR01 00200EC0   SAVEAR02 00000004   SAVEAR03 00201800
      SAVEAR04 00244000   SAVEAR05 00000033   SAVEAR06 00284140   SAVEAR07 001B89E2
      SAVEAR08 00227100   SAVEAR09 001A6778   SAVEAR10 0019D57C   SAVEAR11 00198EE8
      SAVEAR12 00197000   SAVEAR13 00201100   SAVEAR14 4019D6B8   SAVEAR15 0019CB32

      SAVEWORK 00000000   SAVEBCHN 00000000   SAVEFCHN 00000000
      SAVER14  00000000   SAVER15  00000000   SAVER00  00000000
      SAVER02  00000000   SAVER03  00000000   SAVER04  00000000   SAVER01  00000000
      SAVER06  00000000   SAVER07  00000000   SAVER08  00000000   SAVER05  00000000
      SAVER10  00000000   SAVER11  00000000   SAVER12  00000000   SAVER09  00000000
  
```

Figure 11. BDT CPD and CPB in the Formatted Dump

1 The CPD fields are as follows:

0019BCA4 is the address of the cell pool.

CPD ----- indicates the name (SAVE) of the cell pool.

CPID is the hexadecimal name of the cell pool (ID on the CELLPOOL statement).

CSIZE is the size, in bytes, of one cell in this cell pool.

CPB is the address of the corresponding CPB primary extent.

SUBID is the subsystem ID.

CPD and CPB

RS fields are reserved fields.

2 00200EC0 is the address of the corresponding CPB primary extent.

3 ID is the control block identification.

REL is the release number.

NXCPB is the address of the next CPB, if one exists.

CPRT is the address of the cell pool page release table.

RSD02 is reserved.

SUBID is the subsystem ID.

TOTEX is the current number of extents.

MAXEX is the maximum number of extents allowed.

SDCNT is the number of times the cell pool has entered slowdown.

RSD03 is reserved.

AVLCL is the number of unused cells in the extent.

TOTAV is the total number of cells available in the pool.

HWMUS is the high watermark — the number of cells in use.

CELNM is the number of cells in the primary extent.

SELPG is the number of pages in the secondary extent.

SPATZ is the size of the secondary allocation table.

LOCKB is the cell pool lock byte.

LOCKBRV is reserved.

RSD fields are reserved.

RSVS fields are reserved.

FLAG1 is a flag. See CPBFLAG1 in a listing of the CPB.

FLAG2 is a flag. See CPBFLAG2 in a listing of the CPB.

PARM is the address of the XBPL/XDPL PARM list.

PARMD is the first 4 bytes of the address of the XBPL/XDPL PARM list for BDTGRCP internal calls.

4 LEN is the length of the control block.

RSD01 is reserved.

CPAT is the address of the cell pool allocation table.

LOWAD is the address of the beginning of the cell pool for this extent.

CELSZ is the size of the cell.

CELPG is the number of cells per page.

HWMEX is the maximum number of extents of this cell pool since last initialization.

WASTE is the wasted space due to records that were not spanned.

CTR is the total number of extents created.

EXSIZ is the size, in bytes, of the primary extent.

TOTCE is the total number of cells in the pool.

HWMCE is the high watermark — the number of cells in the pool.

SECLX is the number of cells in the secondary extent.

SPRTZ is the size of the secondary page release table.

CPATZ is the size of the page release table for this extent.

LOCKF is the cell pool lock FCT address.

RS fields are reserved.

USER is reserved.

KEY is the storage key for GETMAINS.

RSD08 is reserved.

PARMD+4 is bytes 5-8 of the PARMD address.

PARMD+8 is bytes 9-12 of the PARMD address.

5 **HIADD** is the address of the end of the cell pool for this extent.

DPLTD is the number of times the cell pool was depleted.

SEXSZ is the size, in bytes, of the secondary event.

LWMAV is the low watermark — the number of cells available.

CPRTZ is the size of the allocation table for this extent.

6 Save areas:

SAVEAR00-15 is the save area for the GET and RETURN cell.

SAVER00-14 is the save area for BPL and DLP requests.

Contents of BDT Nucleus

Contents of BDT Nucleus (BDTNUC)

This section of the BDT formatted dump displays the contents of the BDT nucleus (BDTNUC) in hexadecimal form.

JOB	BDTA1	STEP	A1	TIME	080035	DATE=85211	CPUID = FF0232523081	PAGE 0
*** BDT NUCLEUS ***								
197000	E3E5E340	F1F0F0F0	05380000	0085211F	07491325	F2F0F0F0	0019D57C	0019D674 *TVT 1000.....2000..N...0.*
197020	001BE3B0	001BE088	001BDD4	001BCA38	0019BE2C	0019D42C	0019C590	0019CB32 *..T.....M.....M...E....*
197040	0019D064	801B83CC	811B83CC	501B83CC	511B83CC	FF1B83CC	001C49D0	001C6098 *.....*
197060	001C5024	001C4DAE	001C572E	001C3060	00233EC0	001C26B2	001C274C	001C284A *.....*
197080	001C257C	001C27CE	0019F318	001BC7CC	001BC694	001BC80C	001C1024	001B5870 *.....3...G...F...H.....*
1970A0	001C1F80	001C22A0	0019F750	0019F9DA	0019FCB0	0019FE38	001A004C	001A0094 *.....7...9.....*
1970C0	0019D810	0019DB6C	00000000	00000000	00000000	001B46E4	001B4BE4	001B4AAE *..Q.....U...U....*
1970E0	001B492E	001B4BAC	001B4B3C	001B4B74	002933C0	0028D738	00292AB8	00293530 *.....P.....*
197100	00289DA0	0028D548	00297D30	001BA77E	00000000	00000000	00000000	001AE134 *.....N.....*
197120	001ADDF0	001BA910	001A904C	801B557C	001C6D8C	001C0168	001C72D0	00000000 *...0.....*
197140	001C4BF8	001BA4B4	001A7810	001B84CE	001B9010	001BD720	00000000	001AB718 *...8.....P.....*
197160	001B89E2	00000000	001C2D40	001BAA60	0000004C	00000028	0000004C	00000000 *...S.....*
197180	0019B878	00000000	00000000	00000000	00000000	00000000	00000000	*.....*
1971A0	00000000	00000000	00000000	00000000	00000000	00000000	00000000	*.....*
1971C0	00000000	001C70C4	80000000	00000000	0077F0E0	00235EC0	0022EEC0	001F3EC0 *.....D.....0.....*
1971E0	001FEEC0	00205EC0	00245EC0	001978C8	00226EC0	0019BCA4	00200EC0	00243EC0 *.....H.....*
197200	001F1EC0	001ECBE4	001EC950	001E0D84	001E0C10	0027D310	001EC950	001ECC68 *.....U..I.....L...I....*
197220	00284000	00000000	00000000	00000000	00000000	00000000	00000000	*.....*
197240	0014000A	00000000	00000000	00000000	0014000A	00000000	00000000	00000000 *.....*
197260	00000000	00000000	00000000	00000000	00000000	00000000	00000000	*.....*
197280	00000000	40000000	00197290	80FDD1A0	8077F030	807831F1	00000000	001EA350 *.....J...0...1.....*
1972A0	001CB430	0077E260	00000000	00000000	00000000	00198698	00000000	00196B7C *.....S.....*
1972C0	00194B60	001AEC70	0019B028	00000000	00000000	00197000	881CB8B8	00000000 *.....*
1972E0	001BE580	001977C6	001BFB60	001B528C	00A16800	0019B450	00000000	00000000 *..V....F.....*
197300	00000000	00000000	00000000	00000000	00000000	00000000	00000000	*.....*
197320	00000000	00000000	00197538	00000000	00000130	01000130	01000052	00000000 *.....*
197340	00000800	00000000	FF023252	00000000	00000000	00000000	00000000	00000000 *.....*
197360	00000000	00000000	00000000	00000000	00000000	00000000	00000000	00000000 *.....*
197380	00010028	00140000	00000000	00000000	00000000	00000000	00000000	00000000 *.....*
1973A0	00008020	00840000	00000000	00000000	00000000	00000000	00000000	00FFFFFF *.....*

Figure 12. Contents of BDTNUC in the Formatted Dump

Chapter 2. The MVS SVC Dump

This chapter is a brief introduction to the MVS supervisor call (SVC) dump. It discusses aspects of the SVC dump that are of particular importance to diagnosing problems in BDT. For a detailed explanation of how to use the SVC dump, see the MVS system programming library service aids manual that is appropriate for your installation.

This chapter explains:

- The purpose of the SVC dump in diagnosing problems in BDT
- How to request the SVC dump
- How to access the SVC dump
- The contents of the SVC dump
- The title page of the SVC dump
- The BDT trace table in the SVC dump.

Purpose of the SVC Dump

Use the SVC dump to get a detailed picture of the system, including, in the BDT trace table, a record of the internal program flow within the BDT address space prior to a failure.

How to Request the SVC Dump

The SVC dump is invoked automatically when an abend occurs in the BDT or TQI address space.

The SVC dump can be requested during normal processing with the DUMP command. The DUMP command will give you an SVC dump along with a BDT formatted dump. The format of the DUMP command is `DUMP,TITLE='dump-title'`, where *dump-title* is a title you assign to the dump. See *z/OS BDT Commands* for more information.

Often a message or reason code will explain the cause of an abend and will substitute for the SVC dump.

How to Access the SVC Dump

If BDT takes an SVC dump, it issues the dump to the SYS1.DUMP data set. You can then access the data set directly, format and print the data set, or send the data set to another node for analysis.

If BDT is unable to take an SVC dump, it issues a dump to the SYSABEND, SYSUDUMP, or SYSMDUMP data set, depending on which is specified in the BDT start procedure. You can then access that data set.

Formatting and Printing the SVC Dump

For complete information on formatting and printing the dump, see the service aids manual that is appropriate for your installation. The following is only an introduction.

To format and print an SVC dump you must first create an entry in the exit control table (ECT). This entry defines a BDT exit module to the print dump service aid,

AMDPRDMP. To create the entry, use the SPZAP service aid. You must provide three control statements for the SPZAP service aid. Code the statements as shown below:

```
NAME AMDPRECT
VER offset 40404040,40404040,40404040,40404040,40404040
REP offset C2C4E3C1,C2D7D940,80000000,C2C4E340,40404040
```

The variable *offset* refers to the offset in the ECT table where you added your entry.

Transmitting the SVC Dump to Another Node

The SVC dump is most useful in a network where problem analysis is done at only one node. If your node is part of such a network you may want to transmit your dumps to another node. To do this you can submit a BDT transaction.

The following is an example of a transaction submitted at a TSO terminal to transmit a dump data set from node SYSA1 to node SYSA2.

```
BDT Q JOB(DUMPSND) FROM LOC(SYSA1)
DAP(SEQ) DSN(SYS1.DUMP00) VOL(BDTRES)
DSORG(PS) RECFM(F) LRECL(4104) BLKSIZE(4104)
UNIT(3330-1) SHR
TO LOC(SYSA2) DSN(SYS1.DUMP01) VOL(BDTRES)
DSORG(PS) RECFM(F) LRECL(4104) BLKSIZE(4104)
UNIT(3330-1) OLD
```

For an explanation of how to write a BDT transaction, see *z/OS BDT File-to-File Transaction Guide*.

After you have transmitted the dump you should clear the SYS1.DUMP data set so that it can be reused.

Contents of the SVC Dump

The SVC dump includes a title page, a summary dump, the BDT trace table, and the following areas from the BDT address space:

- The system queue area (SQA)
- All prefixed storage areas (PSAs) in the system
- The generalized trace facility (GTF) trace buffers and system trace table
- The local system queue area (LSQA)
- The private user area
- The common service area (CSA), which includes:
 - The subsystem vector table (SSVT) for BDT
 - The SSVT extension (USVT) for BDT
 - The configuration control block for TQI
 - The program call table for the BDT address space
 - The program call table for the MVS/TQI address space

A table of contents appears on the last page of the SVC dump.

Title Page of the SVC Dump

The following is a portion of an SVC dump title page.

1
 TITLE FROM DUMP: ABEND=BD008,REASON= ,ISSUER=BDTCMDV -ESTAEXIT,
 COMPON=BDT - COMMUNICATIONS ,COMPID=30201

.
 .
 .

2

SYMPTOMS FOR THIS DUMP

APAR DATA BASE FORMAT

ABEND COMPLETION CODE	USER 0008	AB/U0008
ABEND REASON CODE	**NOT SUPPLIED**	PRCS/
COMPONENT ID INVOLVED	5665-30201	PIDS/566530201
LOAD MODULE	BDTNUC	RIDS/BDTNUC #L
ASSEMBLY MOD (CSECT)	BDTCMDV	RIDS/BDTCMDV
RECOVERY ROUTINE	BDTCMDV	RIDS/BDTCMDV #R
REG/PSW DIFFERENCES	E-040	REGS/0E040
(REG-OFFSET)	A-372	REGS/0A372

3

CLUES FOR THIS DUMP

ABENDING PROGRAM	BDTGSC1
ASSEMBLY MOD LEVEL	06/18/86 HBD1202
COMPONENT/SUBCOMPON/ SUBFUNCTION	BDT - GENERAL ROUTINES
RECOVERY RTN LABEL	ESTAEXIT

1 **TITLE FROM DUMP** describes the failing module:
ABEND indicates the completion (or abend) code. There are three possible completion codes:

- **S** is the MVS system completion code
- **U** is the initialization completion code. This code is issued during BDT initialization. See *OS/390 BDT Messages and Codes*
- **BD** is the BDT completion code. See *OS/390 BDT Messages and Codes*

REASON is the reason code. See *OS/390 BDT Messages and Codes* If the failing module is in the TQI address space, this field will not appear in the dump title.

ISSUER is the name of the module containing the recovery routine, and the label of that routine.
COMPON is the component name (BDT) and the subcomponent name, if any.
COMPID is the BDT identification number.

2 **SYMPTOMS FOR THIS DUMP** include information from the fields in the system-defined work area (SDWA):
ABEND COMPLETION CODE is the completion code. See **ABEND** under **1**.
ABEND REASON CODE is the abend reason code. See **REASON** under **1**. This comes from the SDWA field SDWAHRC.
COMPONENT ID INVOLVED is the component ID. This comes from the SDWA field SDWACID/ SDWACIDB.
LOAD MODULE is the load module name at the time of the error. This comes from the SDWA field SDWAMODN.
ASSEMBLY MOD (CSECT) is the assembly module name at the time of the error. This comes from the SDWA field SDWACSCCT.
RECOVERY ROUTINE is the recovery routine module name. This comes from the SDWA field SDWAREXN.
REG/PSW DIFFERENCES is the difference between the address of the base register and the PSW.

(REG-OFFSET) is the register offset.

3 CLUES FOR THIS DUMP includes information from the fields in the SDWA: **ABENDING PROGRAM** is the name of the abending program.

ASSEMBLY MOD LEVEL is the level of the failing module: assembly date and release/PTF level. This comes from the SDWA field SDWAMLVL.

COMPONENT/SUBCOMPON/SUBFUNCTION is the component/subcomponent/subfunction. This comes from the SDWA field SDWASC.

RECOVERY RTN LABEL is the recovery routine label, if it is not equal to SDWAREXN. This comes from the SDWA field SDWAARRL.

BDT Trace Table

The BDT trace table displays a record of the internal program flow within the BDT address space prior to the failure. The trace table is a wraparound table that is printed unformatted in the SVC dump.

You can control the contents of the trace table. You do this by including the BDT trace macro, BDTXTRC, in user exit routines. For information on the BDTXTRC macro, see *OS/390 BDT Installation*

You can also control the size of the trace table. You do this by coding the TRACE parameter in the BDT start procedure. For information on coding the TRACE parameter, see *OS/390 BDT Installation*

The following pages describe the contents and location of the trace table.

Contents of the Trace Table

The trace table is a series of “snapshots” of the BDT address space. BDT takes a snapshot, or makes an entry in the trace table, each time the BDTXTRC macro is invoked. The BDTXTRC macro is invoked by:

- Entering or exiting the ASAVE/ARETURN linkage module, BDTGRSV. (Note, however, that not all ASAVE and ARETURN calls are included in the trace table.)
- Branching to a user exit routine that contains the BDTXTRC macro.

The entries BDT makes in the trace table do not include all activity in the BDT address space. However, they always include:

- The name of the module that caused the trace entry
- An identifier for the entry
- Information about the calling module
- Information about the called module
- The contents of registers 0, 1, 10, 11, 14, and 15 at the time the trace entry was made
- The address of the task control block (TCB) under which the trace entry was created
- The time of day when the trace entry was made.

Each entry in the trace table consists of 64 decimal (hex 40) bytes of data that reflect the parameters coded on the BDTXTRC macro.

Figure 13 on page 43 is a sample of part of a BDT trace table. In the sample, each trace table entry occupies two printed lines, beginning in the third column.

An entry for an ASAVE call has been marked in the sample with numbers 1 through 11. Numbers 1 through 8 mark the fields below them; numbers 9 through 11 mark the fields above them.

An entry for an ARETURN call has been marked in the sample with numbers 12 through 22. Numbers 12 through 19 mark the fields below them; numbers 20 through 22 mark the fields above them.

00193820	88	00000000	00000000	0016A92C	00191140	4016AADE	00166EB8	007A2810	3E3BA7F8	*.....8*
00193840	88	C7D9E2E5	00E2003C	C9D5C7D3	701A5B82	C7D9D8C3	0017B924	C2C4E3E7	C2D7C440	*GRSV.S..INGL...GRQC...BDTXCPD *
00193860	88	001A5CD8	001A6E27	0016A92C	00191140	701A5B82	00166EB8	007A2810	3E471DDC	*...Q.....*
00193880	88	C7D9E2E5	00D901E6	C9D5C7D3	701A5B82	C7D9D8C3	00000000	C2C4E3E7	C3D7C440	*GRSV.R.WINGL...GRQC...BDTXCPD *
001938A0	88	00000000	00000000	0016A92C	00191140	4016AADE	00166EB8	007A2810	3E4721DA	*.....*
001938C0	88	C7D9E2E5	00E2003C	C9D5C7D3	701A5B82	C7D9D8C3	0017B924	C2C4E3E7	C3D7C440	*GRSV.S..INGL...GRQC...BDTXCPD *
001938E0	88	001A5CD8	001A6E29	0016A92C	00191140	701A5B82	00166EB8	007A2810	3E6A53E0	*...Q.....*
00193900	88	C7D9E2E5	00D901E6	C9D5C7D3	701A5B82	C7D9D8C3	00000000	C2C4E3E7	C3D7C440	*GRSV.R.WINGL...GRQC...BDTXCPD *
00193920	88	00000000	00000000	0016A92C	00191140	4016AADE	00166EB8	007A2810	3E6A5808	*.....*
00193940	88	C7D9E2E5	00E2003C	C9D5C7D3	501A5ECE	D9C2C1D4	801775BC	D9C1D3D3	D6C34040	*GRSV.S..INGL...RBAM...RALLOC *
00193960	88	00167320	00167314	0016A92C	00191140	501A5ECE	00166EB8	007A2810	40FE93BE	*.....*
		1	2	3	4	5	6	7	8	
001939C0	88	C7D9E2E5	00E2003C	D9C2C1D4	50177712	D9C2C1D4	801775BC	D9C1D3D3	D6C34040	*GRSV.S..RBAM...RBAM...RALLOC *
001939E0	88	00164264	00164258	0016A92C	FFFFFDC0	50177712	00166EB8	007A2810	40FE9C18	*.....*
		9					10	11		
00193A40	88	C7D9E2E5	00D901E6	D9C2C1D4	501778BA	D9C2C1D4	00000000	D9E6D9C9	E3C54040	*GRSV.R.WRBAM...RBAM...RWRITE *
00193A60	88	00000000	00000000	0016A92C	001648BC	4016AADE	001648BC	007A2810	4132EA88	*.....*
00193A80	88	C7D9E2E5	00D901E6	C9D5C7D3	501A5ECE	D9C2C1D4	00000000	D9C1D3D3	D6C34040	*GRSV.R.WINGL...RBAM...RALLOC *
00193AA0	88	00000000	00000000	0016A92C	FFFFFDC0	4016AADE	00166EB8	007A2810	4132EC40	*.....*
00193AC0	88	C7D9E2E5	00E2003C	C9D5C7D3	501A5EF2	D9C2C1D4	80177554	D9E6D9C9	E3C54040	*GRSV.S..INGL...2RBAM...RWRITE *
00193AE0	88	00167320	00156314	0016A92C	00191140	501A5EF2	00166EB8	007A2810	4232ED4A	*.....2.....*
00193B00	88	C7D9E2E5	00E2003C	D9C2C1D4	50177712	D9C2C1D4	801775BC	D9C1D3D3	D6C34040	*GRSV.S..RBAM...RBAM...RALLOC *
00193B20	88	00167320	00167314	0016A92C	00191140	50177712	00166EB8	007A2810	4132EF4C	*.....*
00193B40	88	C7D9E2E5	00D901E6	D9C2C1D4	50177712	D9C2C1D4	00000000	D9C1D3D3	D6C34040	*GRSV.R.WRBAM...RBAM...RALLOC *
00193B60	88	00000000	00000000	0016A92C	000003C0	4016AADE	00166EB8	007A2810	4132F19E	*.....1.*
00193B80	88	C7D9E2E5	00D901E6	C9D5C7D3	501A5EF2	D9C2C1D4	00000000	D9E6D9C9	E3C54040	*GRSV.R.WINGL...2RBAM...RWRITE *
00193BA0	88	00000000	00000000	0016A92C	001648BC	4016AADE	00166EB8	007A2810	418CD1EE	*.....J.*
00193BC0	88	C7D9E2E5	00D901E6	C9D5E3D2	4016612C	C9D5C7D3	00000000	40404040	40404040	*GRSV.R.WINTK ...INGL... *
00193BE0	88	00000000	00000000	0016A92C	00191140	4016AADE	00166EB8	007A2810	419043DA	*.....*
00193C00	88	C7D9E2E5	00E2003C	C9D5E3D2	40166166	C7D9D8C3	0017B924	C2C4E3E7	C3D7C440	*GRSV.S..INTK ...GRQC...BDTXCPD *
00193C20	88	00166AB0	00000000	0016A92C	00191140	40166166	00166EB8	007A2810	4191D34E	*.....L.*
00193C40	88	C7D9E2E5	00D901E6	C9D5E3D2	40166166	C7D9D8C3	00000000	C2C4E3E7	C3D7C440	*GRSV.R.WINTK ...GRQC...BDTXCPD *
		12	13	14	15	16	17	18	19	
00193CC0	88	C7D9E2E5	00D901E6	C9D5C9E8	401909F4	C9D5C9E7	00000000	40404040	40404040	*GRSV.R.WINIT ..4INIX... *
00193CE0	88	00000000	00000000	0016A92C	00191140	4016AADE	0016A470	0079F160	44AD40E4	*..... ..1.. U*
		20					21	22		
00193D40	88	C7D9E2E5	00E2003C	C9D5C9C3	501A32D6	C9D5D9D5	00192BE4	C3C1D9C4	D9C5C1C4	*GRSV.S..INIC...OINRN...UCARDREAD*
00193D60	88	001A32CC	00000000	0016A92C	00191140	501A32D6	0016A470	0079F160	45175040	*.....0.....1....*
00193D80	88	C7D9E2E5	00D901E6	C9D5C9C3	501A32D6	C9D5D9D5	12A769E0	C3C1D9C4	D9C5C1C4	*GRSV.R.WINIC...OINRN...CARDREAD*
00193DA0	88	00000000	00000000	0016A92C	00191140	4016AADE	0016A470	0079F160	451F65B4	*.....1.....*
00193DC0	88	C7D9E2E5	00E2003C	C9D5C9C3	401A3304	C9D5D9D5	00192594	E2C3C1D5	F1404040	*GRSV.S..INIC ...INRN...SCAN1 *
00193DE0	88	00000001	00191258	0016A92C	00191140	401A3304	0016A470	0079F16C	451F66DA	*.....1.....*
00193E00	88	C7D9E2E5	00D901E6	C9D5C9C3	401A3304	C9D5D9D5	00000004	E2C3C1D5	F1404040	*GRSV.R.WINIC ...INRN...SCAN1 *
00193E20	88	00000000	00000000	0016A92C	00191140	4016AADE	0016A470	0079F160	451F6AC6	*.....1.....*
00193E40	88	C7D9E2E5	00E2003C	C9D5C9C3	401A32D6	C9D5D9D5	00192BE4	C3C1D9C4	D9C5C1C4	*GRSV.S..INIC ..OINRN...UCARDREAD*
00193E60	88	00000001	00191260	0016A92C	00191140	401A32D6	0016A470	0079F160	451F6BA6	*.....0.....1.....*
00193E80	88	C7D9E2E5	00D901E6	C9D5C9C3	401A32D6	C9D5D9D5	12A769E0	C3C1D9C4	D9C5C1C4	*GRSV.R.WINIC ..OINRN...CARDREAD*
00193EA0	88	00000000	00000000	0016A92C	00191140	4016AADE	0016A470	0079F160	451F6F92	*.....1.....*
00193EC0	88	C7D9E2E5	00E2003C	C9D5C9C3	401A3304	C9D5D9D5	00192594	E2C3C1D5	F1404040	*GRSV.S..INIC ...INRN...SCAN1 *
00193EE0	88	00000001	00191258	0016A92C	00191140	401A3304	0016A470	0079F160	451F7056	*.....1.....*
00193F00	88	C7D9E2E5	00D901E6	C9D5C9C3	401A3304	C9D5D9D5	00000004	E2C3C1D5	F1404040	*GRSV.R.WINIC ...INRN...SCAN1 *

Figure 13. Example of a BDT Trace Table

In Figure 13 on page 43, numbers 1 through 8 and 12 through 19 mark the fields below them; numbers 9 through 11 and 20 through 22 mark the fields above them.

Entry for an ASAVE call:

	Offset	Description
1	0	Bytes 4-7 of the module name BDTGRSV
	4	Reserved
2	5	Entry identifier — S for ASAVE
3	6	Offset of the BDTXTRC macro within BDTGRSV (3C)
4	8	Characters 4-7 of the calling module name
5	C	Return address of the calling module
6	10	Characters 4-7 of the called module name
7	14	Entry point address of the called module
8	18	Characters 1-8 of the called module entry point address
9	20	Contents of registers 0, 1, 10, 11, 14, and 15
10	38	Address of the TCB of the task issuing BDTXTRC
11	3C	Time when the entry was created (bytes 3-6 of STCK instruction)

Entry for an ARETURN call:

	Offset	Description
12	0	Bytes 4-7 of the module name BDTGRSV
	4	Reserved
13	5	Entry identifier — R for ARETURN
14	6	Offset of the BDTXTRC macro within BDTGRSV (E6)
15	8	Characters 4-7 of the called module name
16	C	Return address of the calling module
17	10	Characters 4-7 of the calling module name
18	14	Return code of the called module
19	18	Characters 1-8 of the calling module entry point address
20	20	Contents of registers 0, 1, 10, 11, 14, and 15
21	38	Address of the TCB of the task issuing BDTXTRC
22	3C	Time when entry was created (bytes 3-6 of STCK instruction)

Locating the Trace Table

The BDT trace table resides in the SVC dump in subpool 127. To find the table, follow a pointer from TVTVATR in the BDT TVT to BDTDATR. The BDTDATR data area includes addresses that help you locate the trace table. The most important addresses are:

- The beginning of the table — pointed to by ATRBEGIN
- The end of the trace table — pointed to by ATREND1
- The most recent entry in the trace table — pointed to by ATRCURNT.

Figure 14 describes the process of locating the trace table.

The complete contents of the BDTDATR data area are listed below.

```

00000000_0e000000P00^33333333333333P00^0000000000_0_0J00000000000000000000P00^3333333333

```

Figure 14. Locating the Trace Table

Table 2. BDTDATR Data Area

OFFSET	LENGTH	NAME	DESCRIPTION
0	4 bytes	ATRCBID	Control block ID ATR
4	4 bytes	ATRREL	Version release ID

Table 2. BDTDATR Data Area (continued)

OFFSET	LENGTH	NAME	DESCRIPTION
8	2 bytes	ATRLEN	Size of control block
C	4 bytes	ATRCURNT	Address of current entry
10	4 bytes	ATRBEGIN	Address of trace table start
14	4 bytes	ATREND1	Address of trace table end
18	12 bytes		Reserved for development
24	12 bytes		Reserved for service
30	4 bytes	ATRTIME	Time trace table last wrapped
34	8 bytes	ATRSTCK	Store clock work area
3C	1 byte	ATRFLAG	Trace routine flag:
			X'80' = Trace inactive
			X'20' = A BDT subtask is abending
			X'10' = Trace entries lost

Chapter 3. BDT Data Areas

This chapter discusses data areas, including control blocks and work areas, that are involved with BDT processing. It includes:

- Diagrams showing the locations of control blocks
- Diagrams showing the relationships of control blocks
- Brief descriptions of the following data areas:
 - ACB — Access control block
 - CPB — Cell pool control block
 - CPD — Cell pool directory
 - DAP Dictionary — Dynamic application program dictionary
 - DAP Data Areas for SNA NJE — Dynamic application program data areas for SNA network job entry
 - DCL — Data compression list
 - DDB — Data description block
 - DSWA — Data support work area
 - EXLIST — Exit list
 - FCT — Function control table
 - GETUNIT list
 - JML — Job message log
 - LCB — Logical unit control block
 - RESQUEUE — Resident job queue entry
 - SMF — System management facility
 - SSOB, SSIB, BSIW — Subsystem interface options block, subsystem interface identification block, and subsystem interface work area.
- Summary information and layouts for the following data areas:
 - BSID — BDT subsystem interface data area
 - GSD — Generalized subtask directory
 - INT — Initialization data CSECT
 - JCT — Job control table
 - JQE — Job queue element
 - JQX — JQE/JCT access control table
 - LCT — Logical units control table
 - LCTLU — LCT extension for logical units (VLUs)
 - MJD — Master job definition
 - RLT — Resident logical units table
 - SEQ — Sequential transfer data area
 - SNBP — SNA buffer pool control block
 - TVT — Transfer vector table
 - TWA — Trace work area
 - XOID — Transaction origin data area

Location of BDT Control Blocks

The following pages describe the locations of BDT control blocks — when they are created and where they reside. The diagrams show BDT control blocks after BDT initialization, at three stages of a file-to-file (FTF) transaction, and at three stages of a network job entry (NJE) transaction.

Control Blocks after BDT and BDT SNA Manager Initialization

BDT initializes all control blocks during initialization except the task control block (TCB), which is initialized by MVS. The control blocks after BDT SNA initialization are the same for file-to-file and NJE nodes.

Figure 15. BDT Control Blocks after BDT and BDT SNA Manager Initialization

Control Blocks during a File-to-File Transaction

Stage 1 — File-to-File. A transaction is submitted from node B requesting transfer of data to node A. Node A is global to node B.

- BDT builds certain job-related control blocks at the global node (node A).
- The JCT and MJD are written to the work queue at the global node (node A), and the JQE is allocated in the JQX in the address space. The JQX is the access table for the JQE and includes the JQE.
- The BSID is built in the address space of the requesting node (node B).
- The *transaction* becomes a BDT *job* (job 1, in the illustration).

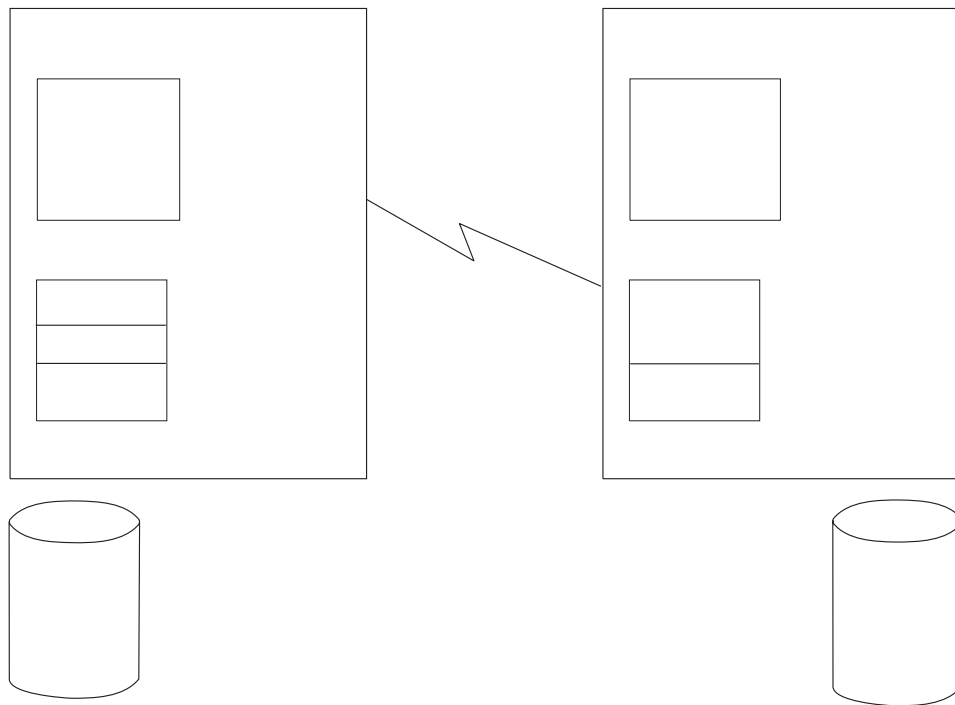


Figure 16. BDT Control Blocks at File-to-File Nodes after a Transaction Is Submitted

Stage 2 — File-to-File. The job is scheduled.

- The dispatching control blocks for job 1 are built in the FCT subpools at both nodes. These control blocks are the FCT, the GSD, the TWA, and the GETUNIT list.
- The MJD is written from the work queue at the global node (node A) to the address space.

- The TCB and the RESQUEUE for job 1 are built in both address spaces.
- Once the job is dispatched, the data is transferred.

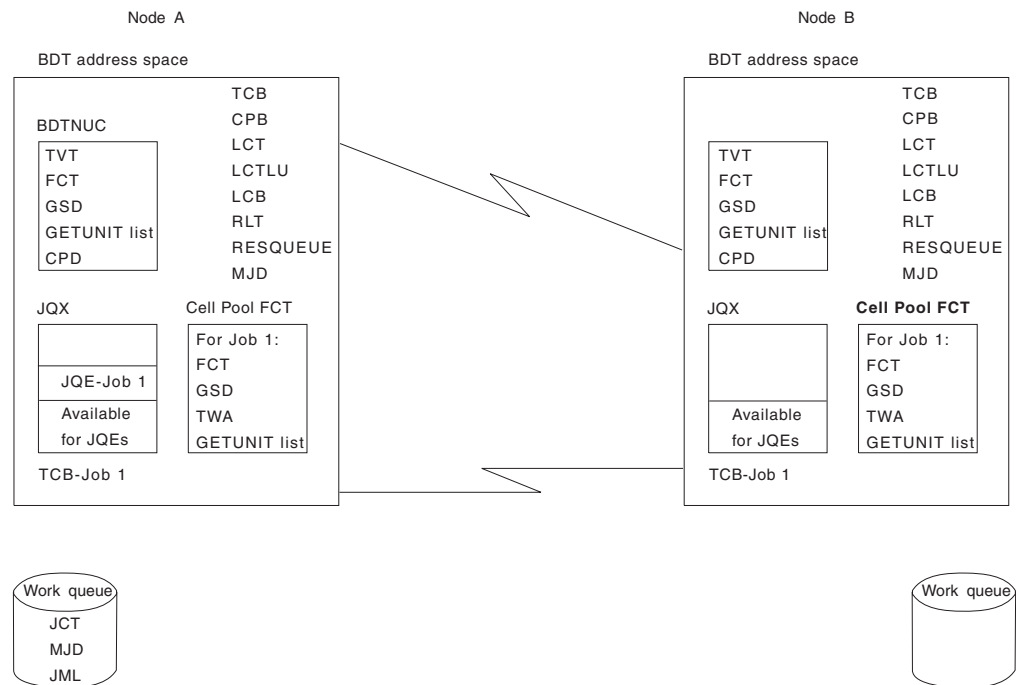


Figure 17. BDT Control Blocks at File-to-File Nodes after the Job Is Scheduled

Stage 3 — File-to-File. The job is purged.

- All the control blocks that are related to the job are removed from the address spaces, except the JQE.
- The accounting driver uses the JQE in the address space and the MJD and JCT on the work queue to write the SMF record.

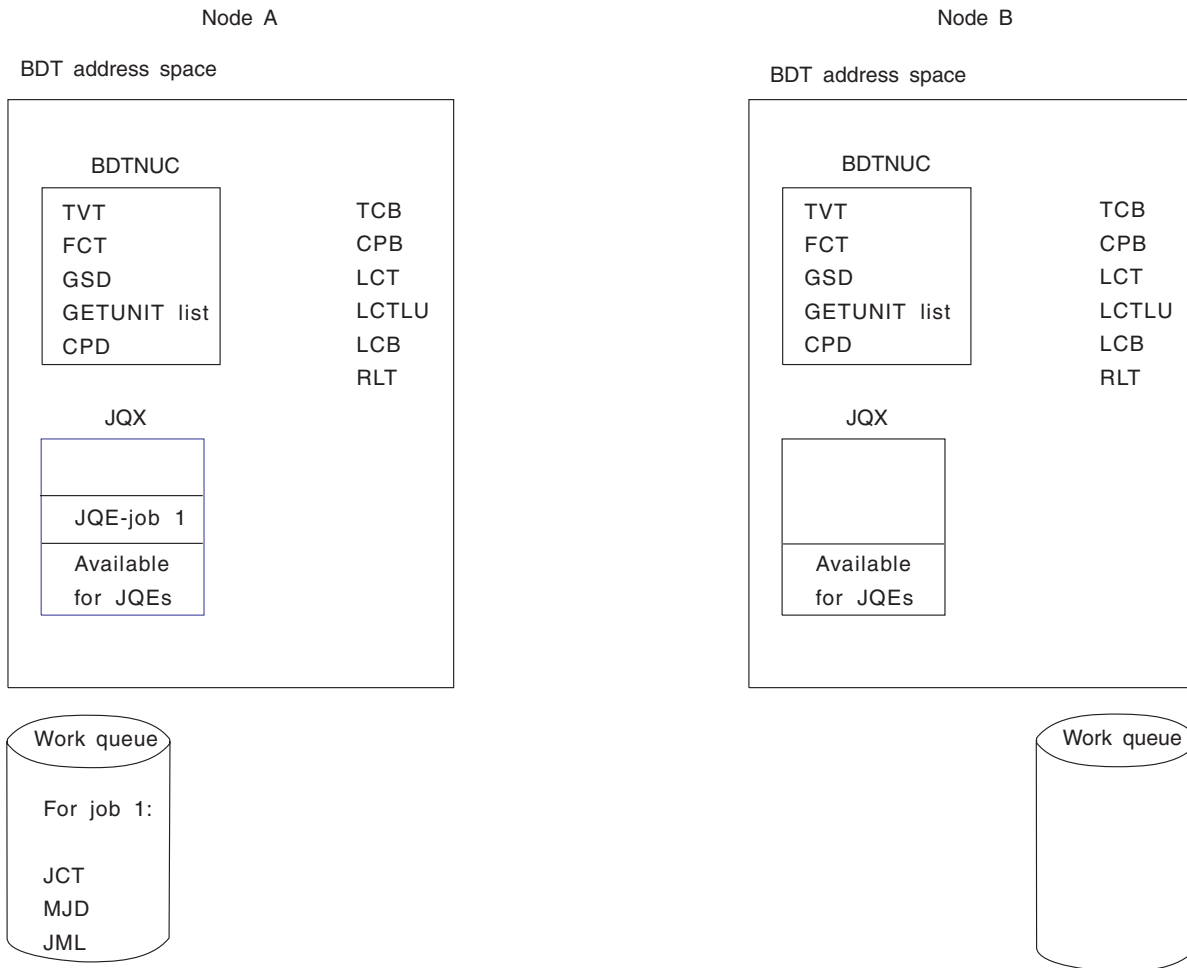


Figure 18. BDT Control Blocks at File-to-File Nodes after the Job Is Purged

Control Blocks during an NJE Transaction

Stage 1 — NJE. A transaction is submitted at node A requesting transfer of data to node B. In NJE processing involving BDT, only one node, either the sending or receiving node, must be a BDT node. The other node might be JES2, RSCS, or VSE/POWER. However, for purposes of illustration, these diagrams show the processing of an NJE transaction for which both the sending and receiving nodes are BDT nodes.

Notice that, in the diagrams in this chapter, the NJE transaction is submitted at node A while the file-to-file transaction is submitted at node B. With the exception of the BSID, the control blocks at the submitting node in the NJE transaction correspond to the control blocks at the *global* (not submitting) node in the file-to-file transaction.

- BDT builds certain job-related control blocks at the node which submits the transaction (node A).
- The JCT and MJD are written to the work queue at the node submitting the transaction (node A), and the JQE is allocated in the JQX in the address space. The JQX is the access table for the JQE and includes the JQE.

- The BSID is built in the address space of the node submitting the transaction (node A).
- The *transaction* becomes a BDT *job* (job 1 in the illustration).

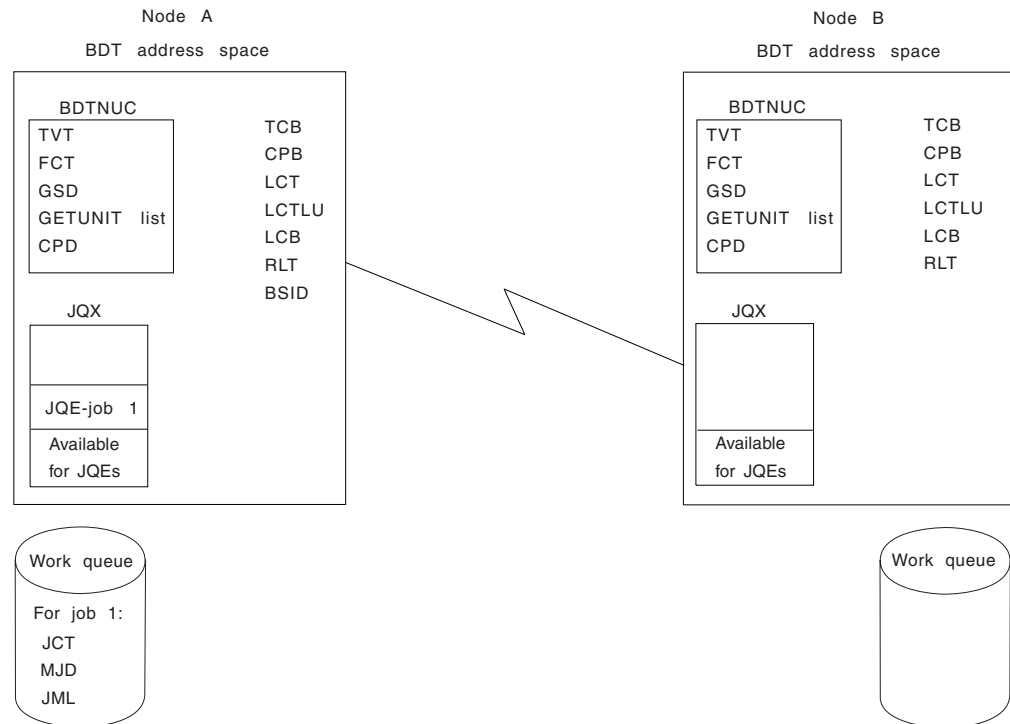


Figure 19. BDT Control Blocks at NJE Nodes after a Transaction Is Submitted

Stage 2 — NJE. The job is scheduled.

- The dispatching control blocks for job 1 are built in the FCT subpools at both nodes. These control blocks are the FCT, the GSD, the TWA, and the GETUNIT list.
- The MJD is written from the work queue at the submitting node (node A) to the address space.
- The TCB for job 1 is built in both address spaces.
- The RESQUEUE for job 1 is built in the address space of the submitting node (node A).
- Once the job is dispatched, the data transfer occurs.

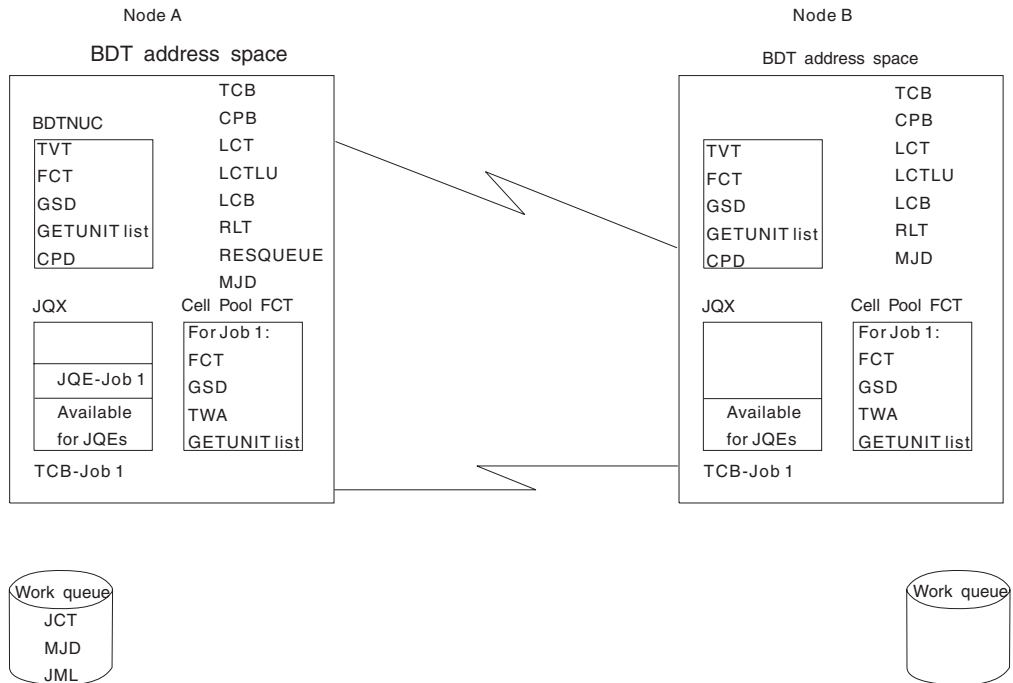


Figure 20. BDT Control Blocks at NJE Nodes after the Job Is Scheduled

Stage 3 — NJE. The job is purged.

- All the control blocks that are related to the job are removed from the address spaces, except the JQE.
- The accounting driver uses the JQE in the address space and the MJD and JCT on the work queue to write the SMF record.

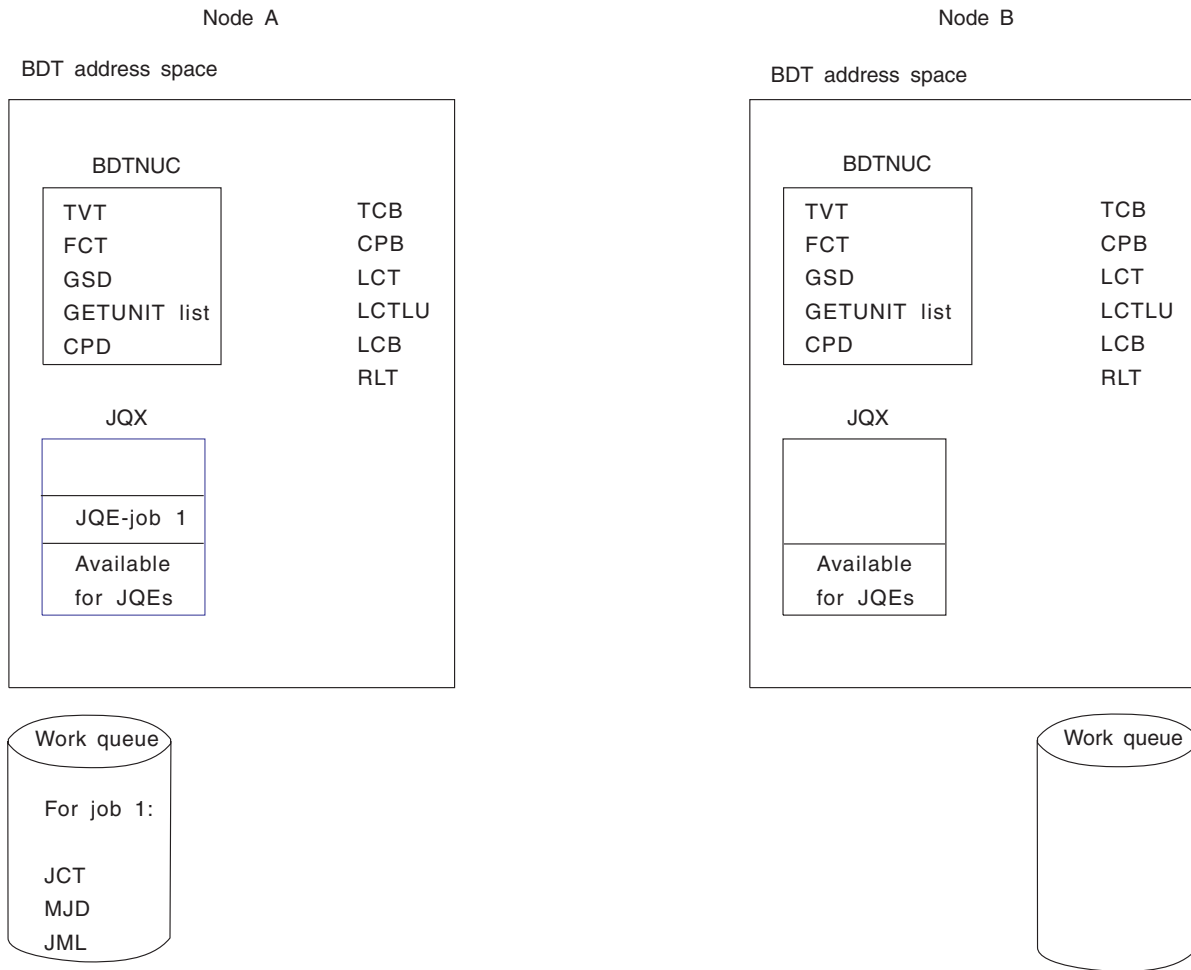


Figure 21. BDT Control Blocks after the Job Is Purged

Relationships among BDT Control Blocks

The diagrams in this section show the relationships between BDT control blocks.

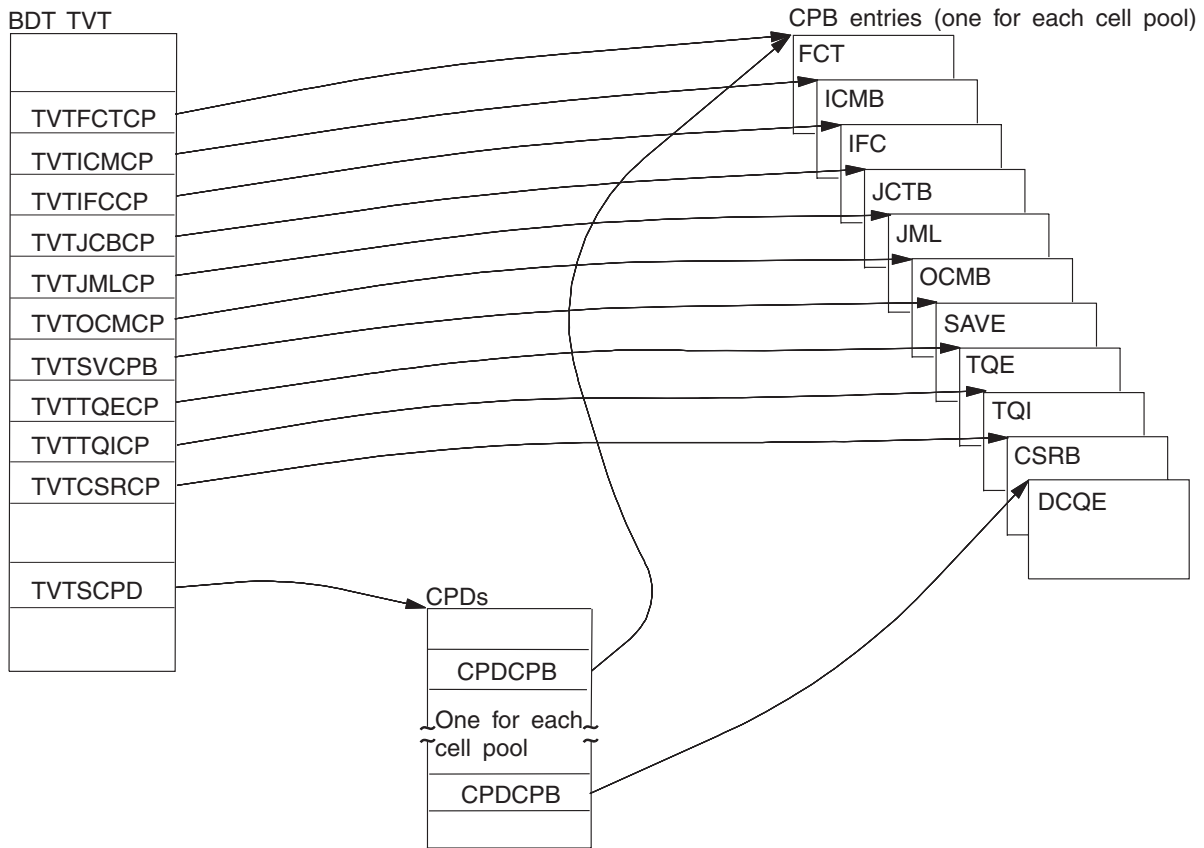


Figure 22. BDT Storage Management Control Blocks

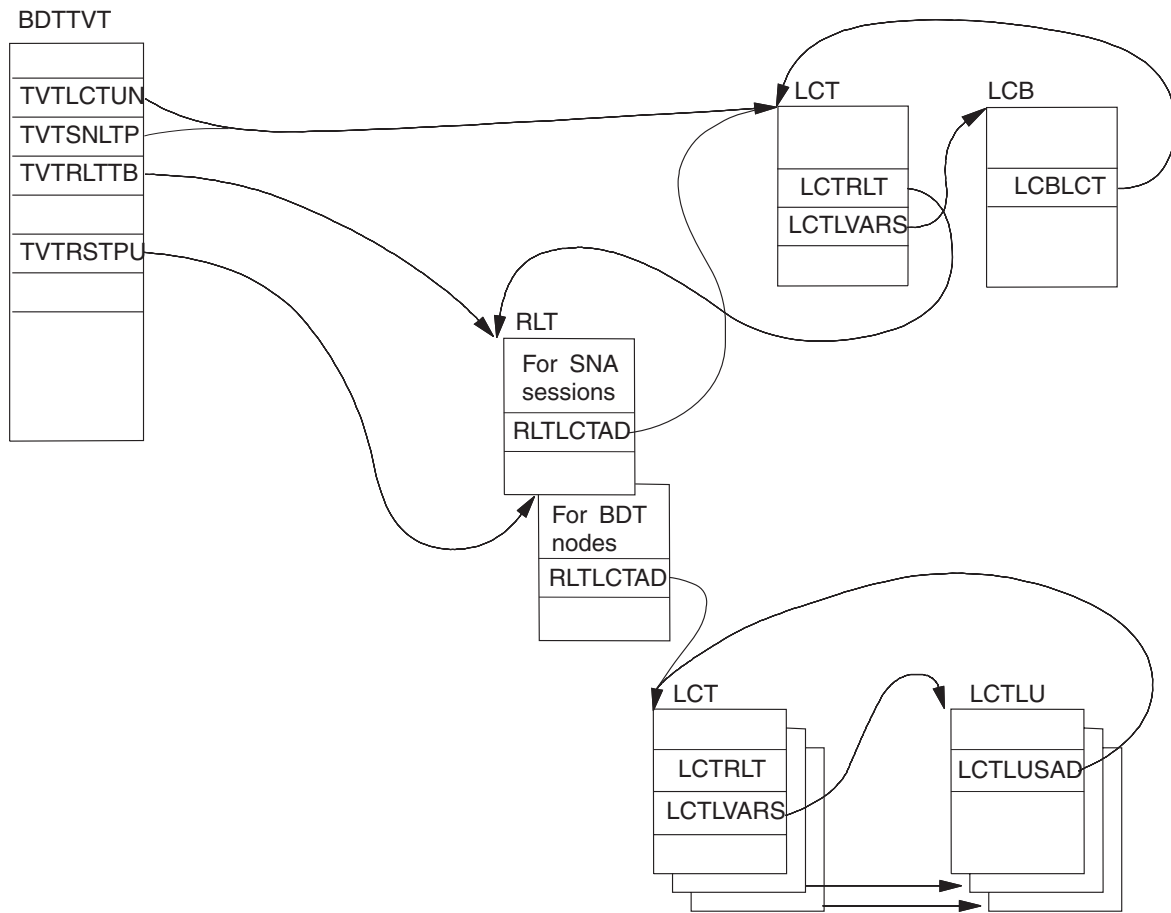
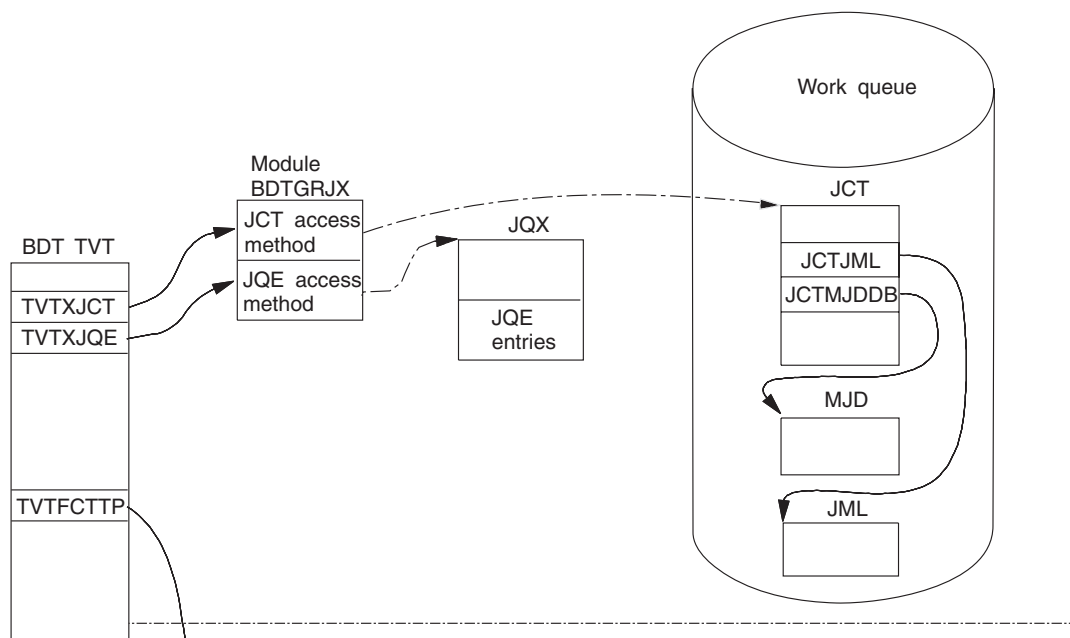


Figure 23. BDT Session-Related Control Blocks

Job Scheduling



Job Dispatching

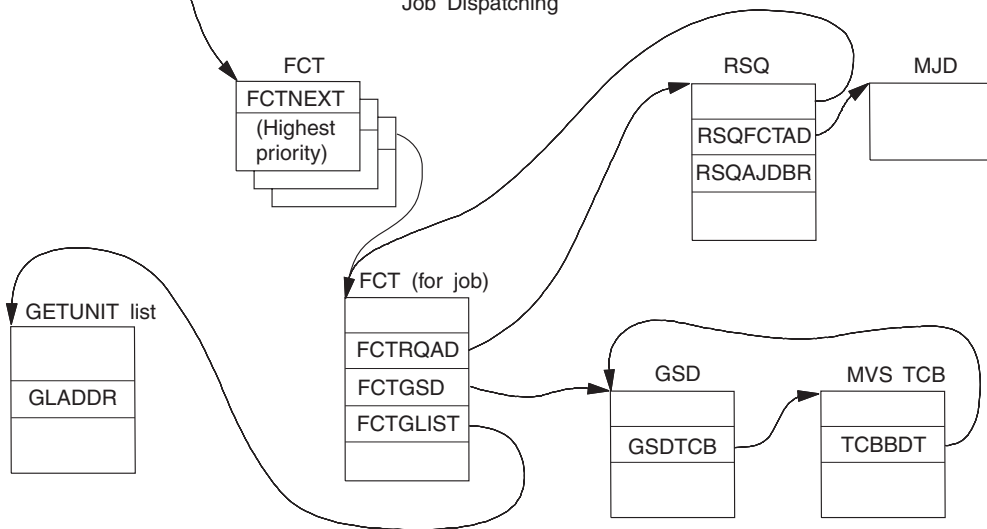


Figure 24. BDT Job Scheduling and Dispatching Control Blocks

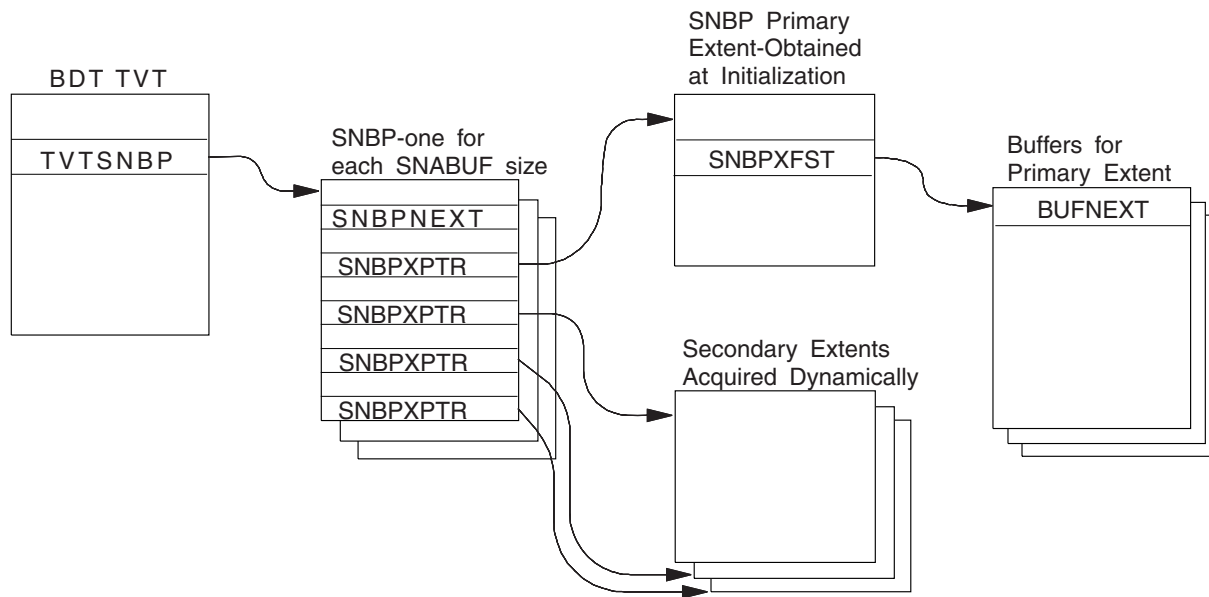


Figure 25. BDT SNA Buffer Management Control Blocks

Data Areas — Summaries and Layouts

Some data areas involved with BDT processing are described briefly below. Following that, the principal BDT data areas are described along with layouts.

ACB An access control block (ACB) is used for communication between ACF/VTAM and BDT. There is an ACB for file-to-file communication and an ACB for NJE communication. ACBs are created by BDTSCINT when the BDT SNA manager is initialized.

CPB The cell pool control block (CPB) is a table of fixed length associated with each extent of a cell pool. The primary CPB defines the initial extent. Each time more storage is allocated to BDT, a secondary CPB is dynamically created and chained to the primary CPB. These secondary CPBs describe the new storage.

CPD The BDT cell pool directory (CPD) is mapped by the data CSECT, BDTGRCPD, which is located in BDTNUC. It contains information that locates cell pools in the BDT address space. There is one CPD entry for each cell pool defined by a CELLPOOL initialization statement. Each entry in the CPD points to a primary cell pool control block.

DAP dictionary

A dynamic application program (DAP) dictionary contains DAP-related information, including the DAP name, the DAP number and priority, and various flags indicating whether the DAP is callable or reentrant. DAP entries are initialized by BDTGRPT.

DAP data areas for NJE

The send DAP and the receive DAP for NJE transfers each has its own DAP data area. The data areas are used as work areas. Storage is obtained for these work areas by BDTGRJR after the appropriate DAP driver module is loaded. Both DAP data areas contain processing flags, information concerning dynamic allocation text units, and the transaction

origin identifier (XOID). In addition, the send DAP data area also contains the job number, the job name, and message parameters.

- DCL** A data compression list (DCL) is created for each file-to-file or NJE VLU if compression is specified on the BDTNODE statement during initialization. The DCLs are created by BDTSCINT when the BDT SNA manager is initialized.
- DDB** The data description block (DDB) contains information about the DDB request area, fixed area, and extent entry, such as the address of the area, length of the data, end of the entry, and size of the entry. The DDB is used by RBAM to read and write to a disk.
- DSWA** The data support work area (DSWA) contains processing flags, a message buffer area, data areas and constants for user exits, and information about dynamic allocation text units and checkpoints. The DSWA is used for allocating and deallocating data sets. It is created by BDTGRJR before the appropriate DAP driver module is loaded.
- EXLST**
The exit list (EXLST) contains the addresses of the ACF/VTAM exits used by the BDT SNA manager. It is created by BDTSCINT when the BDT SNA manager is initialized.
- FCT** The function control table (FCT) represents the dispatchable units of work in BDT. Resident FCT entries are part of BDTNUC, in CSECT BDTGRPT. FCT entries for BDT jobs are dynamically allocated from a cell pool defined in the initialization stream.
- GETUNIT list**
The GETUNIT list contains flags and pointers to the VLU/LCT that the DAP is using to copy data.
- JML** The job message log (JML) contains messages related to the progress of a job and codes associated with the messages. There is one JML for each job that results from a transaction that included the MSGCLASS(LOG) parameter.
- LCB** The logical unit control block (LCB) is an extension of the session LCT and is used for session control. It contains such information as the request parameter lists (RPLs) used to communicate with ACF/VTAM, bind parameters, counters for SEND/RECEIVE statistics, and buffer pool information. There is one LCB per session, and it is built during BDT SNA initialization.
- RESQUEUE**
A resident job queue entry (RESQUEUE) contains most job-related information, such as the job name, the job number in EBCDIC and binary, the source and destination data set DDNAMES, pointers to the displacement in the MJD where the addresses of the data transfer checkpoint areas can be found, and the time limit for the job. It is an in-storage version of the JCT when the BDT job is active.
- SMF** The system management facilities (SMF) record accounting data about jobs. The SMF record type 59 contains information about BDT transactions such as the programmer, department, job number, bytes transferred, job entry time, node name, transaction source, transaction type, and job name. It is created by BDTACMN and is written out to spool when the job completes. For more information, see the system management facilities (SMF) manual that is appropriate for your installation.

SSOB, SSIB, BSIW

The subsystem interface options block (SSOB) contains the addresses of the subsystem interface identification block (SSIB) and the subsystem interface work area (BSIW). The SSIB contains the subsystem name and the job identifier. The BSIW contains the address of the BSID, the address of the response ECB, the pointer to the register save area, the service entrance list (SEL), and the address of the response exit. The SSOB, SSIB, and BSIW are mapped by BDTDBSI. BDTCMDV obtains storage for these control blocks at initialization.

BDT Subsystem Interface Data Area — BSID

The BDT subsystem interface data area (BSID) is a control block made up of a fixed area containing information about the type of BSID (transaction, command, or message), the transaction origin ID (XOID), the BDT subsystem ID, and the unique transaction identifier (UTI). The BSID also contains a variable area containing the command, message, or a master job definition (MJD) when the BSID represents a transaction.

Function: The BSID provides basic information about the transaction, message, or command to BDT.

Macro ID: BDTDBSID

DSECT name: BSID

Created by: BDTLP

Size: Fixed area contains hex C0 bytes

Pointed to by: TVTXDQUE

Location: May originate in a user address space, such as TSO, JES, or other, in the case of a batch job. It is then passed to the BDT address space by the SSI. May also originate in the BDT address space.

OFFSETS		TYPE	LENGTH	NAME	DESCRIPTION
---------	--	------	--------	------	-------------

BDT SUBSYSTEM INTERFACE DATA AREA(BSID)
FIXED PART OF THE BSID

0	(0)	FIXED	2	BSIDTOTL	TOTAL LENGTH OF BSID
2	(2)	CHARACTER	4	BSIDID	CONTROL BLOCK IDENTIFIER
6	(6)	CHARACTER	4	BSIDVER#	BDT VERSION NUMBER
10	(A)	ADDRESS	2	BSIDFXDL	LENGTH OF FIXED PART OF BSID
12	(C)	BITSTRING	1	BSIDMOD	MODIFIER CODE
	1	BSIDSHTL	"1" SHUTTLE STAGING AREA

....	..1.	BSIDMSG	"2" BDT MESSAGE
....	..11	BSIDXACT	"3" BDT TRANSACTION
....	.1..	BSIDCMND	"4" BDT COMMAND
....	.1.1	BSIDJCMD	"5" JES COMMAND
....	.11.	BSIDOFFL	"6" BDT/JES3 INTERFACE OFF LINE
....	.111	BSIDREJT	"7" BDT/JES3 CONNECT OFF REJECTED
....	1...	BSIDJMSG	"8" BDT/JES3 JES3 CONSOLE MSG
....	1..1	BSIDNATV	"9" NATIVE BDT TRANSACTION
....	1.1.	BSIDTQIP	"10" TQI POST MESSAGE
....	1.11	BSIDTQID	"11" TQI AUTO DISABLE MESSAGE
....	11..	BSIDBDEV	"12" BEGIN RES FOR DEV MOD CODES
....	11.1	BSIDRES1	"13" RESERVED
....	111.	BSIDNTRA	"14" RESERVED
....	1111	BSIDNOTE	"15" NJE TRANSACTION NOTIFICATION
...1	BSIDRES2	"16" RESERVED
...1	...1	BSIDRES3	"17" RESERVED
...1	..1.	BSIDRES4	"18" RESERVED
...1	..11	BSIDCONT	"19" BDT CONNECT REQUEST
...1	.1..	BSIDSPND	"20" BDT SUSPEND REQUEST
...1	.1.1	BSIDRES5	"21" RESERVED
...1	.11.	BSIDRSUM	"22" BDT RESUME REQUEST
...1	.111	BSIDRES6	"23" RESERVED
...1	1...	BSIDRES7	"24" RESERVED
...1	1..1	BSIDRES8	"25" RESERVED
...1	1.1.	BSIDRES9	"26" RESERVED
...1	1.11	BSIDRS10	"27" RESERVED
...1	11..	BSIDRS11	"28" RESERVED
...1	11.1	BSIDRS12	"29" RESERVED
...1	111.	BSIDNMR	"30" NJE NODAL MESSAGE RECORD REQ
...1	1111	BSIDNMRR	"31" RETURN NMR TO JES3
.1.1	...1	BSIDNJET	"81" X'51' NJE TRANSACTION
1...	BSIDUSE1	"128" BEGIN RES FOR USER MOD CODES

MESSAGE CLASS DEFINITION

13	(D)	BITSTRING	1	BSIDMCLS	MESSAGE CLASS
		1...	BSIDBDT	"BIT0" CLASS=BDT
		.1..	BSIDBAT	"BIT1" CLASS=BATCH
		..1.	BSIDSYS	"BIT2" CLASS=SYSTEM
		...1	BSIDNLOG	"BIT3" CLASS=NOLOG
		1...	BSIDSUPP	"BIT4" CLASS=SUPPRESS
	1..	BSIDMCR1	"BIT5" RESERVED
	1.	BSIDMCR2	"BIT6" RESERVED
	1	BSIDMCR3	"BIT7" RESERVED

FLAG 1 DEFINITION

14	(E)	BITSTRING	1	BSIDFLG1	BSID FLAG 1
		1...	BSIDSEND	"BIT0" BDT SYSTEM 'SEND' COMMAND
		.1..	BSIDIDUS	"BIT1" SYSID IS USER SPECIFIED
		..1.	BSIDWAIT	"BIT2" SYNCHRONOUS RESP REQUIRED

...1	BSIDRPLY	"BIT3" ASYNCHRONOUS RESP EXPECTED
.... 1...	BSIDACK	"BIT4" SYNCHRONOUS ACKLDGD REQUIRED
.... .1..	BSIDNOLG	"BIT5" SUPPRESS COMMAND DGD LOGGING REQUIRED
.... ..1.	BSIDF1R1	"BIT6" RESERVED
.... ...1	BSIDF1R2	"BIT7" RESERVED

FLAG 2 DEFINITION

15	(F)	BITSTRING	1	BSIDFLG2	BSID FLAG 2
		1...		BSIDINMR	"BIT0" INBOUND NODAL MESSAGE RECORD
		.1..		BSIDPRI	"BIT1" PRIORITY TRANSACTION
		..1.		BSIDPTMN	"BIT2" BSID FREEMAIN TYPE
		...1		BSIDFILL	"BIT3" JES SHOULD FILL IN JOB NUM
	 1...		BSIDSSNW	"BIT4" WAIT FOR TQI CKPT OF CMD OR TRANS
	1..		BSIDJOBT	"BIT5" NJE JOB TRANSACTION
	1.		BSIDSSOT	"BIT6" NJE SYSOUT TRANSACTION
	1		BSIDJBSI	"BIT7" BSID GOTTEN BY JES3

FLAG 3 DEFINITION

16	(10)	BITSTRING	1	BSIDFLG3	BSID FLAG 3
----	------	-----------	---	----------	-------------

FLAG 4 DEFINITION

17	(11)	BITSTRING	1	BSIDFLG4	BSID FLAG 4
18	(12)	CHARACTER	4	BSIDXHDR	CONTROL BLOCK ACRONYM
22	(16)	CHARACTER	4	BSIDXREL	VERSION ID
26	(1A)	ADDRESS	2	BSIDXLEN	XOID LENGTH
28	(1C)	BITSTRING	8	BSIDXBSI	XACTION ORIGIN BDT SYS ID
36	(24)	BITSTRING	8	BSIDXBSN	XACTION ORIGIN BDT SYS NAME

TRANSACTION ORIGIN TYPE

44	(2C)	BITSTRING	1	BSIDX TYP	XACTION ORIGIN TYPE
	1		BSIDTSO	"1" TSO USER
	1.		BSIDJES	"2" JES CONSOLE
	11		BSIDBTCH	"3" BATCH JOB
	1..		BSIDMCS	"4" MCS CONSOLE
	1.1		BSIDLOG	"5" JOB MESSAGE LOG
	11.		BSIDFCT	"6" BDT FCT
	111		BSIDJMC	"7" JES MESSAGE CLASS
	 1...		BSIDRDEV	"8" BEGIN DEVELOPMENT DEFINED XOIDXTYP
		1...		BSIDUSER	"128" BEGIN USER DEFINED XOIDXTYP

FLAG 1 DEFINITION

45	(2D)	BITSTRING	1	BSIDXFL1	XOID FLAG 1
		1... ..		BSIDXMCL	"BIT0" SUPPRESSION OF MESSAGE CLASS
		.1..		BSIDX1R1	"BIT1" RESERVED
		..1.		BSIDX1R2	"BIT2" RESERVED
		...1		BSIDX1R3	"BIT3" RESERVED
	 1...		BSIDX1R4	"BIT4" RESERVED
	1..		BSIDX1R5	"BIT5" RESERVED
	1.		BSIDX1R6	"BIT6" RESERVED
	1		BSIDX1R7	"BIT7" RESERVED

MISCELLANEOUS INFORMATION

46	(2E)	CHARACTER	8	BSIDXDDN	TRANSACTION ORIGIN DDNAME
46	(2E)	CHARACTER	8	BSIDUSID	TSO USERID
46	(2E)	CHARACTER	8	BSIDCNDD	JES CONSOLE DDNAME
46	(2E)	CHARACTER	8	BSIDJCLS	JES MESSAGE CLASS
46	(2E)	CHARACTER	8	BSIDBJNM	BATCH JOB NAME
46	(2E)	ADDRESS	1	BSIDMCSI	MCS CONSOLE ID
46	(2E)	BITSTRING	2	BSIDBJNO	BDT JOB NUMBER
46	(2E)	BITSTRING	8	BSIDDDRS	DDNAME

RESERVED FIELDS

54	(36)	BITSTRING	4	BSIDXRDR	RESERVED
58	(3A)	BITSTRING	4	BSIDXR3	RESERVED
62	(3E)	BITSTRING	4	BSIDXRS1	RESERVED
66	(42)	BITSTRING	4	BSIDXRS2	RESERVED
70	(46)	BITSTRING	4	BSIDXRU1	RESERVED
74	(4A)	BITSTRING	4	BSIDXRU2	RESERVED
		..1. 1111		BSIDMCSA	MCS CONSOLE UX28 AUTH
		.1.. 111.		BSIDXEND	END OF XOID
		...1 ..1.		BSIDXOID	XOID EQUATE
		...1 11..		BSIDXALL	BSI EQUATE
78	(4E)	CHARACTER	8	BSIDDEST	DESTINATION
78	(4E)	CHARACTER	8	BSIDORG	ORIGIN
78	(4E)	CHARACTER	8	BSIDSYSI	BDT SYSTEM ID
86	(56)	ADDRESS	2	BSIDJNUM	JES JOB NUMBER OF BDT SYSTEM

TQI UNIQUE IDENTIFIER MAPPING MACRO

88	(58)	FIXED	4	BSIUTI	
88	(58)	BITSTRING	1	BSIRECS	NUMBER OF RECORDS REQUIRED
		1... ..		BSIREXMT	"BIT0" RETRANSMISSION FLAG
		1... ..		BSIPNDFG	"BIT0" TQI PENDING FLAG
89	(59)	CHARACTER	3	BSICPUID	CPU ID CHARACTERS
92	(5C)	FIXED	4	BSIRNWD	ALIGNMENT
92	(5C)	FIXED	2	BSIRUD1	RESERVED FOR DEVELOPMENT
94	(5E)	FIXED	2	BSIRNUM	RELATIVE RECORD NUMBER
96	(60)	CHARACTER	8	BSIDTTM	DATE TIME STAMP
104	(68)	CHARACTER	8	BSIXMTTM	TIME OF SUBMISSION
112	(70)	FIXED	4	BSIEND	END OF UTI
		...1 1...		BSISIZE	LENGTH OF UTI
		.1.1 1...		BSIENTRY	UTI EQUATE
112	(70)	ADDRESS	4	BSIDTQI1	TQI UTILITY FIELD

116	(74)	ADDRESS	4	BSIDTQI2	TQI UTILITY FIELD
120	(78)	ADDRESS	4	BSIDJES3	JES3 USE
124	(7C)	ADDRESS	2	BSIDVRDL	LENGTH OF VARIABLE PART OF BSID
126	(7E)	ADDRESS	2	BSIDRSD2	RESERVED
128	(80)	ADDRESS	4	BSIDRSD3	RESERVED
132	(84)	ADDRESS	4	BSIDRSD4	RESERVED
136	(88)	ADDRESS	4	BSIDRSD5	RESERVED
140	(8C)	ADDRESS	4	BSIDRSD6	RESERVED
144	(90)	ADDRESS	4	BSIDRSD7	RESERVED
148	(94)	ADDRESS	4	BSIDRSD8	RESERVED
152	(98)	CHARACTER	8	BSIDRSD9	RESERVED
160	(A0)	CHARACTER	8	BSIDRSDA	RESERVED
168	(A8)	ADDRESS	4	BSIDRSS1	RESERVED
172	(AC)	ADDRESS	4	BSIDRSS2	RESERVED
176	(B0)	ADDRESS	4	BSIDRSS3	RESERVED
180	(B4)	ADDRESS	4	BSIDRSS4	RESERVED
184	(B8)	ADDRESS	4	BSIDRSU1	RESERVED
188	(BC)	ADDRESS	4	BSIDRSU2	RESERVED
192	(C0)	FIXED	2	BSIDFEND	ALIGN TO FULLWORD
			BSIDFIXD	FIXED LENGTH OF BSID
		11..		BSIDMINL	MINIMUM LENGTH OF BSID
192	(C0)	FIXED		BSIDMAXL	"3584" MAXIMUM LENGTH OF BSID
192	(C0)	FIXED	2	BSIDDATA	BEGINNING OF VARIABLE DATA

VARIABLE PART OF THE BSID
BSID EXTENSION FOR NJE

192	(C0)	FIXED	2	BSIDNJE	BDT EXTENSION FOR NJE
192	(C0)	CHARACTER	1	BSIDEVNT	BDT EVENT FIELD
	1		BSIDTRNQ	"1" TRANSACTION QUEUED
	1.		BSIDABNR	"2" TRANSACTION ABNORMAL COMPLETION
	11		BSIDCANC	"3" TRANSACTION CANCELLED BY OPER
	1..		BSIDDUPE	"4" TRANSACTION IS A DUPLICATE
	1.1		BSIDOPRC	"5" TRANSACTION NOT QUEUED NODE IS NOT AN NJE NODE.
	11.		BSIDOPRX	"6" TRANSACTION REMOVED FROM QUEUE NODE HAS BEEN REMOVED.
	111		BSIDNCAN	"7" JES3 CANCEL REJECTED
	1..		BSIDNEV2	"8" RESERVED
	1..1		BSIDNEV3	"9" RESERVED
	1.1.		BSIDNJOB	"10" JOB NOT FOUND
	1.11		BSIDNEV4	"11" RESERVED
	11..		BSIDNEV5	"12" RESERVED
	11.1		BSIDNEV6	"13" RESERVED
	111.		BSIDNEV7	"14" RESERVED
	1111		BSIDNEV8	"15" RESERVED
		...1		BSIDNEV9	"16" RESERVED
		...1 ...1		BSIDNE10	"17" RESERVED
		...1 ..1.		BSIDNE11	"18" RESERVED
		...1 ..11		BSIDNE12	"19" RESERVED
		...1 ..1..		BSIDNORC	"20" NORMAL CONNECT REQUESTED
		...1 ..1.1		BSIDABNC	"21" ABNORMAL CONNECT REQUESTED
193	(C1)	CHARACTER	1	BSIDTR1	RESERVED
194	(C2)	CHARACTER	8	BSIDJGID	JES3 GROUP ID

202	(CA)	FIXED	2	BSIDBJOB	BDT JOB NUMBER
204	(CC)	CHARACTER	8	BSIDJOBN	JES3 JOB NAME
212	(D4)	CHARACTER	8	BSIDJJOB	JES3 JOB NUMBER
220	(DC)	FIXED	4	BSIDVEND	END OF VARIABLE DATA
		.1..	111.	BSIDNOD	"BSIDDEST" DESTINATION NODE NAME
		11..	BSIDVARL	VARIABLE LENGTH NODE

CROSS REFERENCE

NAME	HEX OFFSET	HEX VALUE	LEVEL
BSICPUID	59	4040	2
BSIDABNC	C0	15	2
BSIDABNR	C0	2	2
BSIDACK	E	8	2
BSIDBAT	D	40	2
BSIDBDEV	C	C	2
BSIDBDT	D	80	2
BSIDBJNM	2E		2
BSIDBJNO	2E		2
BSIDBJOB	CA		2
BSIDBTCH	2C	3	2
BSIDCANC	C0	3	2
BSIDCMND	C	4	2
BSIDCNDD	2E		2
BSIDCONT	C	13	2
BSIDDATA	C0		2
BSIDDDRS	2E	0	2
BSIDDEST	4E		2
BSIDNOD	DC	4E	2
BSIDDR1	C1		2
BSIDDUPE	C0	4	2
BSIDEVNT	C0		2
BSIDFCT	2C	6	2
BSIDFEND	C0		2
BSIDFILL	F	10	2
BSIDFIXD	C0	0	2
BSIDFLG1	E		2
BSIDFLG2	F		2
BSIDFLG3	10		2
BSIDFLG4	11		2
BSIDFXDL	A	C0	2
BSIDF1R1	E	2	2
BSIDF1R2	E	1	2
BSIDID	2	C2E2	2
BSIDIDUS	E	40	2
BSIDINMR	F	80	2
BSIDJBSI	F	1	2
BSIDJCLS	2E		2
BSIDJCMD	C	5	2
BSIDJES	2C	2	2
BSIDJES3	78		2
BSIDJGID	C2		2
BSIDJJOB	D4		2
BSIDJMC	2C	7	2
BSIDJMSG	C	8	2
BSIDJNUM	56		2
BSIDJOBN	CC		2
BSIDJOBT	F	4	2
BSIDLOG	2C	5	2
BSIDMAXL	C0	E00	2
BSIDMCLS	D		2
BSIDMCR1	D	4	2
BSIDMCR2	D	2	2
BSIDMCR3	D	1	2

BSIDMCS	2C	4	2
BSIDMCSA	4A	2F	2
BSIDMCSI	2E		2
BSIDMESG	C	2	2
BSIDMINL	C0	C0	2
BSIDMOD	C	0	2
BSIDNATV	C	9	2
BSIDNCAN	C0	7	2
BSIDNEV2	C0	8	2
BSIDNEV3	C0	9	2
BSIDNEV4	C0	B	2
BSIDNEV5	C0	C	2
BSIDNEV6	C0	D	2
BSIDNEV7	C0	E	2
BSIDNEV8	C0	F	2
BSIDNEV9	C0	10	2
BSIDNE10	C0	11	2
BSIDNE11	C0	12	2
BSIDNE12	C0	13	2
BSIDNJE	C0		2
BSIDNJET	C	51	2
BSIDNJOB	C0	A	2
BSIDNLOG	D	10	2
BSIDNMRR	C	1F	2
BSIDNNMR	C	1E	2
BSIDNOLG	E	4	2
BSIDNORC	C0	14	2
BSIDNOTE	C	F	2
BSIDNTRA	C	E	2
BSIDOFFL	C	6	2
BSIDOPRC	C0	5	2
BSIDOPRX	C0	6	2
BSIDORG	4E		2
BSIDPRI	F	40	2
BSIDPTMN	F	20	2
BSIDRDEV	2C	8	2
BSIDREJT	C	7	2
BSIDRES1	C	D	2
BSIDRES2	C	10	2
BSIDRES3	C	11	2
BSIDRES4	C	12	2
BSIDRES5	C	15	2
BSIDRES6	C	17	2
BSIDRES7	C	18	2
BSIDRES8	C	19	2
BSIDRES9	C	1A	2
BSIDRPLY	E	10	2
BSIDRSDA	A0	4040	2
BSIDRSD2	7E		2
BSIDRSD3	80		2
BSIDRSD4	84		2
BSIDRSD5	88		2
BSIDRSD6	8C		2
BSIDRSD7	90		2
BSIDRSD8	94		2
BSIDRSD9	98	4040	2
BSIDRSS1	A8		2
BSIDRSS2	AC		2
BSIDRSS3	B0		2
BSIDRSS4	B4		2
BSIDRSUM	C	16	2
BSIDRSU1	B8		2
BSIDRSU2	BC		2
BSIDRS10	C	1B	2
BSIDRS11	C	1C	2
BSIDRS12	C	1D	2
BSIDSEND	E	80	2

BSIDSHTL	C	1	2
BSIDSPND	C	14	2
BSIDSSNW	F	8	2
BSIDSSOT	F	2	2
BSIDSUPP	D	8	2
BSIDSYS	D	20	2
BSIDYSYI	4E	4040	2
BSIDTOTL	0	0	2
BSIDTQID	C	B	2
BSIDTQIP	C	A	2
BSIDTQI1	70		2
BSIDTQI2	74		2
BSIDTRNQ	C0	1	2
BSIDTSO	2C	1	2
BSIDTTM	60	4040	2
BSIDUSER	2C	80	2
BSIDUSE1	C	80	2
BSIDUSID	2E		2
BSIDVARL	DC	C0	2
BSIDVEND	DC		2
BSIDVER#	6	F2F0	2
BSIDVRDL	7C	1C	2
BSIDWAIT	E	20	2
BSIDXACT	C	3	2
BSIDXALL	4A	1C	2
BSIDXBSI	1C	0	2
BSIDXBSN	24	0	2
BSIDXDDN	2E		2
BSIDXEND	4A	4E	2
BSIDXFL1	2D	0	2
BSIDXHDR	12	E7D6	2
BSIDXLEN	1A	3C	2
BSIDXMCL	2D	80	2
BSIDXOID	4A	12	2
BSIDXR02	36	0	2
BSIDXR03	3A	0	2
BSIDXREL	16	F1F0	2
BSIDXRS1	3E	0	2
BSIDXRS2	42	0	2
BSIDXR01	46	0	2
BSIDXR02	4A	0	2
BSIDXTYP	2C	0	2
BSIDX1R1	2D	40	2
BSIDX1R2	2D	20	2
BSIDX1R3	2D	10	2
BSIDX1R4	2D	8	2
BSIDX1R5	2D	4	2
BSIDX1R6	2D	2	2
BSIDX1R7	2D	1	2
BSIEND	70		2
BSIENTRY	70	58	2
BSIPNDFG	58	80	2
BSIRECS	58	0	2
BSIREXMT	58	80	2
BSIRNUM	5E	0	2
BSIRNWD	5C		2
BSIRUD1	5C	0	2
BSISIZE	70	18	2
BSIUTI	58		2
BSIXMTM	68	4040	2

Chapter 4. Generalized Subtask Directory — GSD

The generalized subtask directory (GSD) contains one entry for each resident function and each scheduled job. It also contains the address of the MVS TCB, which is needed for dispatching the BDT task that is associated with each resident function or job.

The GSD is used by abend and recovery functions and by the multifunction monitor, BDTGRCT.

Macro ID: BDTDGSD
DSECT name: GSDSTART
Created by: BDTGRJS via BDTGRFC
Size: Hex 1F4 bytes
Pointed to by: JMLGSD, FCTGSD, TCBBDT
Location: GSDs for resident functions reside permanently in BDTGRPT in BDTNUC. The GSDs for jobs are dynamically allocated in cell pool FCTs when the transaction is scheduled, and released when the job is purged.

OFFSETS TYPE LENGTH NAME DESCRIPTION

GENERALIZED SUBTASK DIRECTORY PREFIX
 MACDATE = 04/12/82
 THE VALUE OF SPLEVEL IS NOW 1
 GENERALIZED SUBTASK DIRECTORY PREFIX

0	(0)	CHARACTER	4	GSDID	CONTROL BLOCK ID
4	(4)	CHARACTER	4	GSDREL	VERSION RELEASE ID
8	(8)	ADDRESS	2	GSDLN	CONTROL BLOCK SIZE
10	(A)	ADDRESS	2	GSDURSV1	RESERVED
12	(C)	FIXED	4	GSDECB	ADDRESS OF SUBTASK ECB
16	(10)	FIXED	4	GSDTMDT	TIME AND DATE OF ABEND
16	(10)	FIXED	4	GSDTIME	TIME OF ABEND
20	(14)	FIXED	4	GSDDATE	DATE OF ABEND
24	(18)	BITSTRING	1	GSDILC1	INSTRUCTION LENGTH CODE
25	(19)	BITSTRING	2	GSDINC1	INTERRUPT CODE

DEFINITION OF GSDFLG2

27	(1B)	BITSTRING	1	GSDFLG2	FLAG2
		1... ..		GSDRCVLD	"BIT0" REASON CODE IS VALID
		.1... ..		GSDSVDMP	"BIT1" SVC DUMP TAKEN
		..1.		GSDSYNC	"BIT2" SYNCHRONOUS ABEND REQUESTED
		...1		GSDNOLST	"BIT3" NO LIST PRESENT IN SDTLIST
	 1...		GSDGET1	"BIT4" PARMLIST STORAGE OBTAINED
	1..		GSDGET2	"BIT5" SDUMP TITLE STG OBTAINED
	1.		GSDCCRCO	"BIT6" COMPL CODE HAS BEEN RECORDED
	1		GSDFL2R2	"BIT7" RESERVED
28	(1C)	FIXED	4	GSDNXT1	ADDRESS OF NEXT INSTRUCTION
32	(20)	FIXED	4	GSDDRSV1	RESERVED
36	(24)	ADDRESS	4	GSDDUMPT	ADDRESS OF DUMP TITLE TEXT

SUBTASK REGISTER SAVE AREA

40	(28)	FIXED	4	GSDSUBSV	SUBTASK REGISTERS R3 R10
72	(48)	FIXED	4	GSDFCT	SUBTASK REGISTER R11
76	(4C)	FIXED	4	GSDTVT	SUBTASK REGISTER R12
80	(50)	FIXED	4	GSDR13	SUBTASK REGISTER R13

ESTAE EXIT REGISTER SAVE AREA

84	(54)	FIXED	4	GSDESTAE	ESTAE EXIT REGISTER SAVE AREA
----	------	-------	---	----------	-------------------------------

REGISTER SAVE AREA AT TIME OF ABEND

148	(94)	FIXED	4	GSDERREG	CONTENTS OF R0 R15 AT TIME OF ABEND
212	(D4)	FIXED	4	GSDPSW	ABEND PSW
220	(DC)	FIXED	4	GSDABCC	ABEND COMPLETION CODE
224	(E0)	BITSTRING	1	GSDLOCK	SUBTASK LOCK
225	(E1)	BITSTRING	1	GSDECF	SUBTASK ECF

DEFINITION OF GSDFLG1

226	(E2)	BITSTRING	1	GSDFLG1	FLAG1
		1... ..		GSDFAILD	"BIT0" FAILDAP ISSUED
		.1... ..		GSDNODMP	"BIT1" SUPPRESS BDT FORMATTED DUMP
		..1.		GSDRTM	"BIT2" TASK TERMINATED BY RTM
		...1		GSDREST	"BIT3" RESTART REQUESTED
	 1...		GSDNOREC	"BIT4" NO RECOVERY PERMITTED
	1..		GSDCANCL	"BIT5" JOB CANCELLED
	1.		GSDBD322	"BIT6" JOB EXCEEDED TIME LIMIT
	1		GSDABEND	"BIT7" ABEND IN PROGRESS

DEFINITION OF SUBTASK RETURN CODES

227	(E3)	BITSTRING	1	GSDRC	SUBTASK RETURN CODE
		GSDNORM	"X'00'" NORMAL RETURN
	1..	GSDABND	"X'04'" FUNCTION ABENDED
228	(E4)	FIXED	4	GSDTCB	ADDRESS OF SUBTASK TCB
232	(E8)	FIXED	4	GSDRSD01	RESERVED
236	(EC)	FIXED	4	GSDRSD02	RESERVED
240	(F0)	FIXED	4	GSDRSD03	RESERVED
244	(F4)	FIXED	4	GSDSTRAD	ADDRESS OF GETMAIN'ED AREA
248	(F8)		8	GSDWORK	WORK AREA
256	(100)	CHARACTER	8	GSDRCVMD	RECOVERY ROUTINE MODULE NAME
264	(108)	CHARACTER	8	GSDRCVLB	RECOVERY ROUTINE LABEL

ESTAE ,PURGE=QUIESCE,ASYNCH=NO,
 TERM=TES,RECORD=YES,MF=L
 MACDATE 80247

272	(110)	FIXED	4		
272	(110)	ADDRESS	1	GSDDESTAL	FLAGS FOR TCB,PURGE,ASYNCH
273	(111)	ADDRESS	3		EXIT ADDR. NOT SPECIFIED
276	(114)	ADDRESS	4		PARM. LIST ADDR. NOT SPECIFIED
280	(118)	ADDRESS	4		TCB NOT SPECIFIED
284	(11C)	ADDRESS	1		FLAGS
285	(11D)	ADDRESS	3		RESERVED
288	(120)	ADDRESS	4		TOKEN VALUE AREA
292	(124)	FIXED	2	GSDDESTND	
296)	(128)		8	GSDTWA	GSD TRACE WORK AREA

TRACE WORK AREA

296	(128)		8		
296	(128)	CHARACTER	4		DIRECTORY ID
300	(12C)	CHARACTER	4		VERSION RELEASE ID
304	(130)	ADDRESS	2		CONTROL BLOCK SIZE
306	(132)	BITSTRING	1		GENERIC FOR TWA WORK AREA
306	(132)	CHARACTER	4		CHARS 4 7 OF MODULE NAME
310	(136)	BITSTRING	1		RESERVED FOR DEV
311	(137)	CHARACTER	1		ID FOR THIS TRACE ENTRY
312	(138)	ADDRESS	2		OFFSET IN MOD FOR BDTXTRC
316	(13C)	FIXED	4		GENERIC FOR ALL TWATW WORDS
316	(13C)	ADDRESS	4		TRC ENT BDTXTRC ENTRY WORD 1
320	(140)	ADDRESS	4		TRC ENT BDTXTRC ENTRY WORD 2
324	(144)	ADDRESS	4		TRC ENT BDTXTRC ENTRY WORD 3
328	(148)	ADDRESS	4		TRC ENT BDTXTRC ENTRY WORD 4
332	(14C)	ADDRESS	4		TRC ENT BDTXTRC ENTRY WORD 5
336	(150)	ADDRESS	4		TRC ENT BDTXTRC ENTRY WORD 6
340	(154)	BITSTRING	1		GENERIC FOR ALL TWATW WORDS
340	(154)	BITSTRING	1		TRC ENT REG SAVE AREA
340	(154)	ADDRESS	4		TRC ENT REG 00
344	(158)	ADDRESS	4		TRC ENT REG 01
348	(15C)	ADDRESS	4		TRC ENT REG 02
352	(160)	ADDRESS	4		TRC ENT REG 03
356	(164)	ADDRESS	4		TRC ENT REG 04
360	(168)	ADDRESS	4		TRC ENT REG 05
364	(16C)	ADDRESS	4		TRC ENT REG 06
368	(170)	ADDRESS	4		TRC ENT REG 07
372	(174)	ADDRESS	4		TRC ENT REG 08
376	(178)	ADDRESS	4		TRC ENT REG 09
380	(17C)	ADDRESS	4		TRC ENT REG 10
384	(180)	ADDRESS	4		TRC ENT REG 11

388	(184)	ADDRESS	4		TRC ENT REG 12
392	(188)	ADDRESS	4		TRC ENT REG 13
396	(18C)	ADDRESS	4		TRC ENT REG 14
400	(190)	ADDRESS	4		TRC ENT REG 15
404	(194)	ADDRESS	4		BDTXTRC REG SAVE AREA
472	(1D8)		8		TRC ENT TIME FIELD
480	(1E0)	ADDRESS	4		RC FROM LAST GRTX CALL
484	(1E4)	ADDRESS	4		RES FOR DESIGN
488	(1E8)	ADDRESS	4		RES FOR DESIGN
492	(1EC)	ADDRESS	4		RES FOR SERVICE
496	(1F0)	ADDRESS	4		RES FOR SERVICE
500	(1F4)	BITSTRING	1		END OF TWA
500	(1F4)			GSDEND	END OF GSD
500	(1F4)			GSDSIZE	LENGTH OF GSD

TRACE WORK AREA

0	(0)	CHARACTER	4	TWACBID	CONTROL BLOCK ID
4	(4)	CHARACTER	4	TWAREL	VERSION RELEASE ID
8	(8)	ADDRESS	2	TWAKLEN	CONTROL BLOCK SIZE
10	(A)	BITSTRING	1	TWAWORK	GENERIC FOR TWA WORK AREA
10	(A)	CHARACTER	4	TWANAME	CHARS 4 7 OF MODULE NAME
14	(E)	BITSTRING	1	TWARES	RESERVED FOR DEV
15	(F)	CHARACTER	1	TWAID	ID FOR THIS TRACE ENTRY
16	(10)	ADDRESS	2	TWAOFF	OFFSET IN MOD FOR BDTXTRC
20	(14)	FIXED	4	TWATW	GENERIC FOR ALL TWATW WORDS
20	(14)	ADDRESS	4	TWATW1	TRC ENT BDTXTRC ENTRY WORD 1
24	(18)	ADDRESS	4	TWATW2	TRC ENT BDTXTRC ENTRY WORD 2
28	(1C)	ADDRESS	4	TWATW3	TRC ENT BDTXTRC ENTRY WORD 3
32	(20)	ADDRESS	4	TWATW4	TRC ENT BDTXTRC ENTRY WORD 4
36	(24)	ADDRESS	4	TWATW5	TRC ENT BDTXTRC ENTRY WORD 5
40	(28)	ADDRESS	4	TWATW6	TRC ENT BDTXTRC ENTRY WORD 6
44	(2C)	BITSTRING	1	TWATWEND	GENERIC FOR ALL TWATW WORDS
44	(2C)	BITSTRING	1	TWAREGS	TRC ENT REG SAVE AREA
44	(2C)	ADDRESS	4	TWAR00	TRC ENT REG 00
48	(30)	ADDRESS	4	TWAR01	TRC ENT REG 01
52	(34)	ADDRESS	4	TWAR02	TRC ENT REG 02
56	(38)	ADDRESS	4	TWAR03	TRC ENT REG 03
60	(3C)	ADDRESS	4	TWAR04	TRC ENT REG 04
64	(40)	ADDRESS	4	TWAR05	TRC ENT REG 05
68	(44)	ADDRESS	4	TWAR06	TRC ENT REG 06
72	(48)	ADDRESS	4	TWAR07	TRC ENT REG 07
76	(4C)	ADDRESS	4	TWAR08	TRC ENT REG 08
80	(50)	ADDRESS	4	TWAR09	TRC ENT REG 09
84	(54)	ADDRESS	4	TWAR10	TRC ENT REG 10
88	(58)	ADDRESS	4	TWAR11	TRC ENT REG 11
92	(5C)	ADDRESS	4	TWAR12	TRC ENT REG 12
96	(60)	ADDRESS	4	TWAR13	TRC ENT REG 13
100	(64)	ADDRESS	4	TWAR14	TRC ENT REG 14
104	(68)	ADDRESS	4	TWAR15	TRC ENT REG 15
108	(6C)	ADDRESS	4	TWASAVE	BDTXTRC REG SAVE AREA
176	(B0)		8	TWASTCK	TRC ENT TIME FIELD
184	(B8)	ADDRESS	4	TWARETC	RC FROM LAST GRTX CALL
188	(BC)	ADDRESS	4	TWARES1	RES FOR DESIGN
192	(C0)	ADDRESS	4	TWARES2	RES FOR DESIGN
196	(C4)	ADDRESS	4	TWARES3	RES FOR SERVICE
200	(C8)	ADDRESS	4	TWARES4	RES FOR SERVICE
204	(CC)	BITSTRING	1	TWAEND	END OF TWA
		11.. 11..		TWASIZE	LENGTH OF TWA
		11.. ..1.		TWAWORKL	LENGTH OF TWA WORK AREA
		...1 1...		TWATWL	LTH FOR GENERIC TWATW WORDS

CROSS REFERENCE

NAME	HEX OFFSET	HEX VALUE	
GSDABCC	DC	0	2
GSDABEND	E2	1	2
GSDABND	E3	4	2
GSDBD322	E2	2	2
GSDCANCL	E2	4	2
GSDCCRC	1B	2	2
GSDDATE	14	0	2
GSDDRSV1	20	0	2
GSDDUMPT	24		2
GSDDWORK	F8	0	2
GSDECB	C	0	2
GSDECF	E1	0	2
GSDEND	1F4	1F4	2
GSDERREG	94	0	2
GSDESTAE	54	0	2
GSESTAL	110		2
GSESTND	124		2
GSDFAILD	E2	80	2
GSDFACT	48	0	2
GSDFLG1	E2	0	2
GSDFLG2	1B	0	2
GSDFL2R2	1B	1	2
GSDGET1	1B	8	2
GSDGET2	1B	4	2
GSDID	0	C7E2	2
GSDILC1	18	0	2
GSDINC1	19	0	2
GSDLEN	8		2
GSDLOCK	E0	0	2
GSDNODMP	E2	40	2
GSDNOLST	1B	10	2
GSDNOREC	E2	8	2
GSDNORM	E3	0	2
GSDNXT1	1C	0	2
GSDPSW	D4	0	2
GSDRC	E3	0	2
GSDRCVLB	108	4040	2
GSDRCVLD	1B	80	2
GSDRCVMD	100	4040	2
GSDREL	4	F2F0	2
GSDREST	E2	10	2
GSDRSD01	E8	0	2
GSDRSD02	EC	0	2
GSDRSD03	F0	0	2
GSDRTM	E2	20	2
GSDR13	50	0	2
GSDSIZE	1F4	1F4	2
GSDSTRAD	F4	0	2
GSDSUBSV	28	0	2
GSDSVDMP	1B	40	2
GSDSYNC	1B	20	2
GSDTCB	E4	0	2
GSDTIME	10	0	2
GSDTMDT	10		2
GSDTVT	4C	0	2
GSDTWA	128		2
GSDURSV1	A		2
TWACBID	0	E3E6	2
TWAEND	CC		2
TWAID	F	40	2
TWALEN	8		2
TWANAME	A	4040	2
TWAOFF	10		2
TWAREGS	2C		2

TWAREL	4	F2F0	2
TWARES	E	0	2
TWARES1	BC		2
TWARES2	C0		2
TWARES3	C4		2
TWARES4	C8		2
TWARETC	B8		2
TWAR00	2C		2
TWAR01	30		2
TWAR02	34		2
TWAR03	38		2
TWAR04	3C		2
TWAR05	40		2
TWAR06	44		2
TWAR07	48		2
TWAR08	4C		2
TWAR09	50		2
TWAR10	54		2
TWAR11	58		2
TWAR12	5C		2
TWAR13	60		2
TWAR14	64		2
TWAR15	68		2
TWASAVE	6C		2
TWASIZE	CC	CC	2
TWASTCK	B0	0	2
TWATW	14		2
TWATWEND	2C		2
TWATWL	CC	18	2
TWATW1	14		2
TWATW2	18		2
TWATW3	1C		2
TWATW4	20		2
TWATW5	24		2
TWATW6	28		2
TWAWORK	A		2
TWAWORKL	CC	C2	2

Chapter 5. Initialization Data CSECT — INT

The INT is a work area that contains addresses of the macros that reside in BDTINRN. Used by initialization modules, these macros perform such basic services as parsing, scanning, character conversion, and spool reading and writing.

Function: The INT defines the data areas used by the initialization modules. It contains the entry points for error processing and produces error messages.

Macro ID: BDTDINT

DSECT name: BDTSTART

Created by: BDTINDT

Size: Hex F07 bytes

Location: Subpool 251

OFFSETS TYPE LENGTH NAME DESCRIPTION

GENERATE BDT INITIALIZATION DATA AREA

0	(0)		8	INTPKARA	ZONED TO PACKED DIGITS AREA
	1..	INTCNANS	CONVERSION RESULT
8	(8)	FIXED	4	INTOBSA	OS BSAM SAVE AREA

NOTE - ABOVE 3 STATEMENTS MUST BE FIRST

72	(48)	CHARACTER	4	INTHDR	CONTROL BLOCK ACRONYM
76	(4C)	CHARACTER	4	INTREL	VERSION RELEASE ID
80	(50)	ADDRESS	2	INTLNTH	CONTROL BLOCK LENGTH
82	(52)	FIXED	2	INTRVDZ	RESERVED
		1....	INTMNJMX	"8" MAX NO. OF BDT MAINS ALLOWED
84	(54)	CHARACTER	8	INTGLBNM	NAME OF GLOBAL PROCESSOR
92	(5C)	CHARACTER	8	INTOGLBL	IF IN DSI, NAME OF EX GLOBAL
100	(64)	CHARACTER	8	INTMNNAM	BDT NAME OF THIS PROCESSOR
108	(6C)	ADDRESS	4	INTBSES	SAVED BASES, FOR INIC,CD,RN
116	(74)	ADDRESS	4	INTBAS3	THIRD BASE FOR INCD
120	(78)	ADDRESS	4	INTRTN	R14 RETURN POINT TO BDTINIT
124	(7C)	ADDRESS	4	INTSVBS	REG SAVE AREA FOR BDTINRN
128	(80)	ADDRESS	4	INTACDRD	ADDRESS TO RETURN TO READ STMTS
132	(84)	ADDRESS	4	INTERTN	STMT SCAN ERROR RETURN ADDRESS
136	(88)	ADDRESS	4	INTCKARE	INITCHK DATA AREA
140	(8C)	ADDRESS	4	INTINECB	INIT COMPLETION WAIT ECB

ENTRY POINT ADDRESSES

144	(90)	ADDRESS	4	INTIADR	ADDR BDTINII ENTRY POINT
148	(94)	ADDRESS	4	INTMDADR	ADDR BDTINMD ENTRY POINT
152	(98)	ADDRESS	4	INTPKADR	ADDR BDTINPK ENTRY POINT
156	(9C)	ADDRESS	4	INTCTADR	ADDR BDTINCT ENTRY POINT
160	(A0)	ADDRESS	4	INTINR2	ADDR BDTINR1/BDTINR2 EP

ECB FOR POSTING BDTINTK

164	(A4)	ADDRESS	4	INTUXECB	ECB FOR POSTING BDTINTK TO CALL USER EXIT 01
168	(A8)	ADDRESS	4	INTRSVD2	RESERVED
172	(AC)	ADDRESS	4	INTIOPRM	BASE OF TRACK/FORMAT STMT TABLE
176	(B0)	ADDRESS	4	INTNBDTK	NEXT BAD TRACK TABLE ENTRY
180	(B4)	ADDRESS	4	INTTBUF	BUFFER FOR TABLE DDBS
184	(B8)	ADDRESS	4	INTUXLAD	ADDRESS OF USER EXIT
188	(BC)	FIXED	4	INTRSVD3	RESERVED
204	(CC)	FIXED	4	INTRSVU1	RESERVED
212	(D4)	FIXED	2	INTMXBTS	MAX BAD TRK ENTRIES (1 PAGE)
214	(D6)	FIXED	2	INTMAXQS	MAX BDT QUEUE PACKS

SNA - BDT COMMDEFN DATA AREA

216	(D8)	CHARACTER	8	INTSTCTB	DEFAULT CTE/CTAB NAME
224	(E0)	ADDRESS	4	INTSTPTR	GETMAIN CORE FOR CB'S
228	(E4)	ADDRESS	4	INTINPTR	STARTING COLUMN FOR SCAN
232	(E8)	FIXED	2	INTPAREN	COUNT UNCLOSED PARENTHESES
234	(EA)	FIXED	2	INTLOPER	LENGTH OF OPERAND
236	(EC)	CHARACTER	16	INTSPARM	PARAMETER WORK STORAGE
252	(FC)	CHARACTER	16	INTSOPER	OPERAND WORD STORAGE
268	(10C)	ADDRESS	2	INTTEXT	OUTPUT AREA
280	(118)	CHARACTER	80	INTINARE	INIT CONTROL STMT BUFFER
280	(118)			INTINA72	CONTINUE' COLUMN
360	(168)	FIXED	4	INTRSVD4	RESERVED
380	(17C)	FIXED	4	INTRSVU9	RESERVED
380	(17C)			INTINEND	END OF THIS SECTION

ADDRESSES OF SUBROUTINES IN BDTINRN - SEQ DEPEND LIST

388	(184)	ADDRESS	4	INTICRD	ROUTINE 'CARDREAD' INIT CONTROL STMT READ ROUTINE
392	(188)	ADDRESS	4	INTICRD2	ROUTINE 'CARDRD2' SECOND ENTRY TO CARDREAD
396	(18C)	ADDRESS	4	INTCNBIN	ROUTINE 'CONVERT' DECIMAL TO BINARY CONVERT ROUTINE
400	(190)	ADDRESS	4	INTRSVD4	RESERVED
404	(194)	ADDRESS	4	INTMWLE	ROUTINE 'INITEMEN' ROUTINE TO FILL IN THE VARIABLE PART OF MESSAGES
408	(198)	ADDRESS	4	INTISCN1	ROUTINE 'SCAN1' CONTROL STATEMENT SCAN ROUTINE
412	(19C)	ADDRESS	4	INTISCN2	ROUTINE 'SCAN2' MULTIPLE OPERAND ENTRY SCAN ROUTINE
416	(1A0)	ADDRESS	4	INTITRD	ROUTINE 'TREAD' INTERMEDIATE SPOOL RECORD READ ROUTINE
420	(1A4)	ADDRESS	4	INTITWRT	ROUTINE 'TWRITE' INTERMEDIATE SPOOL RECORD WRITE ROUTINE
424	(1A8)	ADDRESS	4	INTIWOUT	ROUTINE 'WBDTOUT' ROUTINE TO WRITE ERROR MSGS TO PRINT
428	(1AC)	ADDRESS	4	INTIEOF2	ROUTINE 'INEOF2' ROUTINE FOR

432	(1B0)	ADDRESS	4	INTNOGMN	END OF FILE FOR BDTIN ROUTINE 'NOMAIN' BDTXGTMM FAILURE IN INITIALIZATION ROUTINE
436	(1B4)	ADDRESS	4	INTINRN	RESERVED
448	(1C0)	ADDRESS	4	INTRSVDC	RESERVED
460	(1CC)	ADDRESS	4	INTRSVU8	RESERVED

TITLE ERROR HANDLING OF INITIALIZATION ERRORS

464	(1D0)	CODE	396	INTEBKW	
-----	-------	------	-----	---------	--

TITLE SNA - BDT MESSAGE ROUTINES FOR RELEASE 2

860	(35C)	CHARACTER	9	MSGCD9I	
869	(365)	CHARACTER	9	MSGR17I	

TITLE MESSAGES USED BY THE INITIALIZATION MODULES

878	(36E)	ADDRESS	2	INTEBLKL	ASA + MIN TAPE REC
878	(36E)			INTEBLKE	
906	(38A)	ADDRESS	2	INGL3053	
942	(3AE)	CHARACTER	8	INGL53NM	
942	(3AE)			IGL53E	
950	(3B6)	ADDRESS	2	INGL3042	
983	(3D7)	CHARACTER	28		
983	(3D7)			INGL42E	
1012	(3F4)	ADDRESS	2	INGL3048	
1029	(405)	CHARACTER	36		
1029	(405)			INGL48E	
1066	(42A)	ADDRESS	2	INTEPRND	
1102	(44E)	CHARACTER	2		
1104	(450)	CHARACTER	11	INTEILD P	
1104	(450)			INTEPDEN	
1116	(45C)	ADDRESS	2	INTECOMB	
1133	(46D)	CHARACTER	39		
1133	(46D)			INTECEN1	
1172	(494)	ADDRESS	2	INTECARD	
1189	(4A5)	CHARACTER	8	INTECSPR	
1198	(4AE)	CHARACTER	8	INTECSOP	
1198	(4AE)			INTECEND	
1232	(4D0)	ADDRESS	2	INTEBDCD	
1262	(4EE)	CHARACTER	11	INTEBDKW	
1262	(4EE)			INTEBDCE	
1274	(4FA)	ADDRESS	2	INTEORKY	
1300	(514)	CHARACTER	11	INTEOKEY	
1300	(514)			INTEOEND	
1328	(530)	ADDRESS	2	INTESOPR	
1354	(54A)	CHARACTER	11	INTESOP1	
1365	(555)	CHARACTER	17	INTESOP2	
1382	(566)	CHARACTER	8	INTEBDPA	
1382	(566)			INTEBDSN	
1392	(570)	ADDRESS	2	INTETBIG	
1410	(582)	CHARACTER	15	INTETBPR	
1410	(582)			INTETBEN	
1462	(5B6)	ADDRESS	2	INTEMPR1	
1479	(5C7)	CHARACTER	5	INTEMPR2	
1484	(5CC)	CHARACTER	27		OR 'LEFT'
1511	(5E7)	CHARACTER	11	INTEMPRM	
1511	(5E7)			INTEMPEN	
1524	(5F4)	ADDRESS	2	INTEREQP	
1559	(617)	CHARACTER	11	INTEREKW	

1572	(624)	CHARACTER	7		
1572	(624)			INTERPEN	
1580	(62C)	ADDRESS	2	INTERPKY	
1597	(63D)	CHARACTER	32		
1629	(65D)	CHARACTER	11	INTEREQK	
1629	(65D)			INTERKEN	
1650	(672)	ADDRESS	2	INTECOTC	
1667	(683)	CHARACTER	31		
1667	(683)			INTECOEN	
1698	(6A2)	ADDRESS	2	INTEILKY	
1728	(6C0)	CHARACTER	11	INTEIKYW	
1728	(6C0)			INTEIKEN	
1752	(6D8)	ADDRESS	2	INTEIBLK	
1769	(6E9)	CHARACTER	37		
1769	(6E9)			INTEIBEN	
1806	(70E)	ADDRESS	2	INTEMSCM	
1823	(71F)	CHARACTER	53	INTEMSC2	
1830	(726)	CHARACTER	26		OR 'MISSING'
1830	(726)			INTEMCEN	
1856	(740)	ADDRESS	2	INTEICHR	
1873	(751)	CHARACTER	37		
1873	(751)			INTEICEN	
1910	(776)	ADDRESS	2	INTECMDF	
1927	(787)	CHARACTER	35		
1927	(787)			INTECMEN	
1962	(7AA)	ADDRESS	2	INTENSNA	
1979	(7BB)	CHARACTER	3		
1982	(7BE)	CHARACTER	8	INTENNM	
1990	(7C6)	CHARACTER	22		
1990	(7C6)			INTENSEN	
2012	(7DC)	ADDRESS	2	INTEDTCT	
2029	(7ED)	CHARACTER	10		
2039	(7F7)	CHARACTER	7	INTEDST	STATEMENT TYPE
2046	(7FE)	CHARACTER	20		
2046	(7FE)			INTEDTEN	
2066	(812)	ADDRESS	2	INTECCNP	
2083	(823)	CHARACTER	9		
2092	(82C)	CHARACTER	7	INTECST	STATEMENT TYPE
2099	(833)	CHARACTER	21		
2099	(833)			INTECCEN	
2120	(848)	ADDRESS	2	INTECHSP	
2137	(859)	CHARACTER	42		
2179	(883)	CHARACTER	8	INTEBDNM	
2179	(883)			INTECSEN	
2190	(88E)	ADDRESS	2	INTECTBN	
2198	(896)	CHARACTER	9	INTECTNO	
2207	(89F)	CHARACTER	8	INTESTMT	
2215	(8A7)	CHARACTER	20		
2235	(8BB)	CHARACTER	8	INTENODE	
2243	(8C3)	CHARACTER	20		
2243	(8C3)			INTECBEN	
2264	(8D8)	ADDRESS	2	INTETCHR	
2281	(8E9)	CHARACTER	40		
2321	(911)	CHARACTER	10		
2321	(911)			INTETCEN	
2332	(91C)	ADDRESS	2	INTEIERR	
2366	(93E)	CHARACTER	9		
2375	(947)	CHARACTER	12	INTEIETB	
2407	(967)	CHARACTER	10	INTEIEAC	
2407	(967)			INTEIEZ	
2417	(971)	CHARACTER	10	INTEIEDS	
2427	(97B)	CHARACTER	10	INTEIEIN	
2440	(988)	FIXED	4		
2440	(988)	ADDRESS	2	INT3001B	
2477	(9AD)	CHARACTER	24		
2477	(9AD)			INT001BE	

2502	(9C6)	ADDRESS	2	INT3001C	
2536	(9E8)	CHARACTER	20		
2536	(9E8)			INT001CE	
2556	(9FC)	ADDRESS	2	INTEATCH	
2590	(A1E)	CHARACTER	15		
2590	(A1E)			INTEATCE	
2608	(A30)	FIXED	4	INTSAVE	INIT SAVE STARTING POINT

SPOOL ENTRIES

INTXXXX BDTDSPL,PREFIX=INTXXX (SAMPLE ENTRY)

2608	(A30)	FIXED	4		
2608	(A30)	ADDRESS	2	INTLCTID	INTERNAL TABLE ID
2610	(A32)	ADDRESS	2	INTLCTEL	ENTRY LENGTH
2612	(A34)	ADDRESS	4	INTLCTEA	ENTRY ADDRESS
2616	(A38)	ADDRESS	4	INTLCTSZ	TABLE SIZE
2620	(A3C)	BITSTRING	12	INTLCTDB	DDBRQ
2632	(A48)	ADDRESS	1		DDBFXENO
2633	(A49)	BITSTRING	3		DDBFXLEN
2636	(A4C)	BITSTRING	20		DDBEX
2656	(A60)	ADDRESS	2	INTMNID	INTERNAL TABLE ID
2658	(A62)	ADDRESS	2	INTMNEL	ENTRY LENGTH
2660	(A64)	ADDRESS	4	INTMNEA	ENTRY ADDRESS
2664	(A68)	ADDRESS	4	INTMNSZ	TABLE SIZE
2668	(A6C)	BITSTRING	12	INTMNDB	DDBRQ
2680	(A78)	ADDRESS	1		DDBFXENO
2681	(A79)	BITSTRING	3		DDBFXLEN
2684	(A7C)	BITSTRING	20		DDBEX
2704	(A90)	ADDRESS	2	INTBUFID	INTERNAL TABLE ID
2706	(A92)	ADDRESS	2	INTBUFEL	ENTRY LENGTH
2708	(A94)	ADDRESS	4	INTBUFEA	ENTRY ADDRESS
2712	(A98)	ADDRESS	4	INTBUFSZ	TABLE SIZE
2716	(A9C)	BITSTRING	12	INTBUFDB	DDBRQ
2728	(AA8)	ADDRESS	1		DDBFXENO
2729	(AA9)	BITSTRING	3		DDBFXLEN
2732	(AAC)	BITSTRING	20		DDBEX
2752	(AC0)	ADDRESS	2	INTCTBID	INTERNAL TABLE ID
2754	(AC2)	ADDRESS	2	INTCTBEL	ENTRY LENGTH
2756	(AC4)	ADDRESS	4	INTCTBEA	ENTRY ADDRESS
2760	(AC8)	ADDRESS	4	INTCTBSZ	TABLE SIZE
2764	(ACC)	BITSTRING	12	INTCTBDB	DDBRQ
2776	(AD8)	ADDRESS	1		DDBFXENO
2777	(AD9)	BITSTRING	3		DDBFXLEN
2780	(ADC)	BITSTRING	20		DDBEX
2800	(AF0)	ADDRESS	2	INTSRJID	INTERNAL TABLE ID
2802	(AF2)	ADDRESS	2	INTSRJEL	ENTRY LENGTH
2804	(AF4)	ADDRESS	4	INTSRJEA	ENTRY ADDRESS
2808	(AF8)	ADDRESS	4	INTSRJSZ	TABLE SIZE
2812	(AFC)	BITSTRING	12	INTSRJDB	DDBRQ
2824	(B08)	ADDRESS	1		DDBFXENO
2825	(B09)	BITSTRING	3		DDBFXLEN
2828	(B0C)	BITSTRING	20		DDBEX
2848	(B20)	ADDRESS	2	INTYYYYY	INTERNAL TABLE ID
2850	(B22)	ADDRESS	2	INTYYYYEL	ENTRY LENGTH
2852	(B24)	ADDRESS	4	INTYYYYEA	ENTRY ADDRESS
2856	(B28)	ADDRESS	4	INTYYYYSZ	TABLE SIZE
2860	(B2C)	BITSTRING	12	INTYYYYDB	DDBRQ
2872	(B38)	ADDRESS	1		DDBFXENO
2873	(B39)	BITSTRING	3		DDBFXLEN
2876	(B3C)	BITSTRING	24		DDBEX
2900	(B54)	ADDRESS	2	INTZZZZZ	INTERNAL TABLE ID
2902	(B56)	ADDRESS	2	INTZZZZEL	ENTRY LENGTH
2904	(B58)	ADDRESS	4	INTZZZZEA	ENTRY ADDRESS
2908	(B5C)	ADDRESS	4	INTZZZZSZ	TABLE SIZE
2912	(B60)	BITSTRING	12	INTZZZZDB	DDBRQ

2924	(B6C)	ADDRESS	1		DDBFXENO
2925	(B6D)	BITSTRING	3		DDBFXLEN
2928	(B70)	BITSTRING	24		DDBEX
2952	(B88)	FIXED	4	INTRSV05	RESERVED
2960	(B90)	FIXED	4	INTRSVU2	RESERVED

FLAG1 DEFINITION

2964	(B94)	BITSTRING	1	INTFLG1	FLAG BYTE
		1... ..		INTFTERM	"BIT0" SET TO TERMINATE AFTER INIT
		.1.. ..		INTPROB	"BIT1" PROBABLE DAMAGE, SYSTEM TERMINAT
		..1.		INTWARN	"BIT2" WARNING MSG, SYSTEM TERMINATES
		...1		INTIGCON	"BIT3" IGNORE NEXT STMT, LAST WAS CONTI
	 1...		INTPARM	"BIT4" PARAMETER ERROR IN MULTIPLE PARMS
	1..		INTEBUFF	"BIT5" RESERVED
	1.		INTETRFK	"BIT6" ERROR ON TRACK/FORMAT STMT
	1		INTBDTIO	"BIT7" JSAM INITIALIZED

FLG2 DEFINITION

2965	(B95)	BITSTRING	1	INTFLG2	FLAG BYTE
		1... ..		INTFORMT	"BIT0" FORMATTING OF QUEUES REQUIRED
		.1.. ..		INTHOME	"BIT1" BDTNODE/SYSID MATCH FOUND
		..1.		INTCPON	"BIT2" MAINPROC, CPUID=ONLY GIVEN
		...1		INTJBL5	"BIT3" SOME JOBS LOST
	 1...		INTJSMI	"BIT4" SYMSG INTERCEPT FUNCTION WANTED
	1..		INTPCRD	"BIT5" BDTIN IS NOT A CARD RDR AND BDTINRN SHOULD NOT PRINT STMTS PROCESSED BY BDTINGL
	1.		INTNJHO	"BIT6" NJENODE/SYSID MATCH FOUND
	1		INTFL2R1	"BIT7" RESERVED

MNFLG DEFINITION

2966	(B96)	BITSTRING	1	INTMNFLG	INITMAIN FLAGS
		1... ..		INTMNONE	"BIT0" BDTINM1 HAS BEEN USED
		.1.. ..		INTMNDEF	"BIT1" GENERATE CLASS AND GROUP DEFAULT
		..1.		INTMNDCL	"BIT2" DEFAULT CLASS HAS BEEN DEFINED
		...1		INTMNDGR	"BIT3" DEFAULT GROUP HAS BEEN DEFINED
	 1...		INTMNBGR	"BIT4" BATCH INITBDTOR DEFAULT GROUP USE
	1..		INTMNAEL	"BIT5" JOB BATCH CLASS DEFINED

....	..1.	INTMNAGR	"BIT6" JOB BATCH GROUP DEFINED
....	...1	INTMNDSL	"BIT7" DEFAULT SELECT MODE DEFINED

SCFLG DEFINITION

2967	(B97)	BITSTRING	1	INTSCFLG	SCAN PARAMETERS FLAGS
		1... ..		INTSCKWD	"BIT0" SCAN IS FOR KEYWORDS
		.1..		INTSCKWF	"BIT1" KEYWORD FOUND IF ON
		..1.		INTSCLPA	"BIT2" LEFT PAREN FOUND
		...1		INTSCDUP	"BIT3" SCAN FOR) WHEN DUPLICATE PARM
	 1...		INTSCMLP	"BIT4" MULTIPLE PARAMETER FLAG
	1..		INTSCBMK	"BIT5" BAD KEYWORD ON A MULTI KEYWORD
	1.		INTSCTRM	"BIT6" SET TO TERMINATE SCAN
	1		INTSCFG1	"BIT7" RESERVED

SCFL1 DEFINITION

2968	(B98)	BITSTRING	1	INTSCFL1	FLAG FOR SCAN ROUTINE IN INITRTNS
		1... ..		INTS1NOT	"BIT0" CHARACTER / USED TO SIGNIFY 'NOT'
		.1..		INTSCFR1	"BIT1" RESERVED
		..1.		INTSCFR2	"BIT2" RESERVED
		...1		INTSCFR3	"BIT3" RESERVED
	 1...		INTSCFR4	"BIT4" RESERVED
	1..		INTSCFR5	"BIT5" RESERVED
	1.		INTSCFR6	"BIT6" RESERVED
	1		INTSCFR7	"BIT7" RESERVED

RESERVED FIELDS

2969	(B99)	BITSTRING	1	INTRSVDB	RESERVED
2973	(B9D)	BITSTRING	1	INTRSVU7	RESERVED

SNA SCAN FLAG SETTINGS

2975	(B9F)	BITSTRING	1	INTSCFL2	SNA BDT CONFIGURATION
		1... ..		INTS2CMD	"BIT0" SYSID STATEMENT FOUND
		.1..		INTS2SNA	"BIT1" BDTNODE SPECIFIED
		..1.		INTS2CTB	"BIT2" COMPACTION SPECIFIED
		...1		INTS2SYS	"BIT3" SYSID STMT PROCESSED
	 1...		INTS2NSN	"BIT4" NO SNA BDT SUPPORT
	1..		INTS2PH2	"BIT5" PHASE 2 STARTED FLAG
	1.		INTS2CTD	"BIT6" DEFAULT CLASS CTAB SPECIFIED
	1		INTS2RS1	"BIT7" RESERVED
	1		SSNRECAP	"X'01'" RECURSIVE ABEND CARD PROCESS
2976	(BA0)	BITSTRING	1	INTCNDFL	CONSOLE DEVICE FLAG

SUBPOOL INFORMATION

2977	(BA1)	BITSTRING	1	INTSNASP	SNA BUF SUBPOOL SUBPOOL ID
	1.1		INTSNAMX	"5" SNA BUF MAX SUBPOOL ID
	1		INTSNACB	"1" SNA CNTL BLOCKS SUBPOOL ID
2978	(BA2)	BITSTRING	1	INTRSVD7	RESERVED
2981	(BA5)	BITSTRING	1	INTRSVU3	RESERVED

REASON CODES

.... .1..	INTRC04	"4" REASON CODE 4
.... 1...	INTRC08	"8" REASON CODE 8
.... 11..	INTRC12	"12" REASON CODE 12
...1	INTRC16	"16" REASON CODE 16
...1 .1..	INTRC20	"20" REASON CODE 20
...1 1...	INTRC24	"24" REASON CODE 24
...1 11..	INTRC28	"28" REASON CODE 28
..1.	INTRC32	"32" REASON CODE 32
..1. .1..	INTRC36	"36" REASON CODE 36
..1. 1...	INTRC40	"40" REASON CODE 40
..1. 11..	INTRC44	"44" REASON CODE 44
..11	INTRC48	"48" REASON CODE 48

WORK FIELDS AND DATA AREAS

2984	(BA8)	FIXED	4	INTTRDDB	JBTAT DDB USED BY INITIALIZATION
2990	(BAE)	FIXED	2	INTNTBUF	NO. OF DDB BUFFERS
2992	(BB0)	FIXED	4	INTRSVD8	RESERVED
3004	(BBC)	FIXED	4	INTRSVU4	RESERVED
3008	(BC0)	ADDRESS	4	INTSTSRT	PRT TO INTERNAL MAIN DEVICE TABL
3012	(BC4)	FIXED	2	INTSTCNT	NUMBER OF MAIN DEVICES
3014	(BC6)	FIXED	2	INTSTSIZ	LENGTH OF ENTRY (SET BY INITMDS)
3016	(BC8)	FIXED	2	INTSTKYN	ONE SORT KEY (TWO IF ADDRSORT=NO)
3018	(BCA)	FIXED	2	INTPKEY1	POSITION OF KEY 1
3020	(BCC)	FIXED	2	INTSTKYL	LENGTH OF KEY 1 (9 IF ADDRSORT=NO)
3022	(BCE)	FIXED	2	INTPKEY2	POSITION OF KEY 2
3024	(BD0)	FIXED	2	INTLKEY2	LENGTH OF KEY 2
3026	(BD2)	FIXED	2	INTBDCNT	BAD TRACK STMT COUNT
3032	(BD8)	FIXED	2	INTNOENT	NUMBER OF ENTRIES
3034	(BDA)	FIXED	2	INTLNENT	LENGTH OF ENTRY
3036	(BDC)	FIXED	2	INTNOKEY	NUMBER OF KEYS
3038	(BDE)	FIXED	2	INTPOKEY	POSITION OF KEY
3040	(BE0)	FIXED	2	INTLNKEY	LENGTH OF KEY
3044	(BE4)	FIXED	4	INTRSVD6	RESERVED
3056	(BF0)	FIXED	4	INTRSVUB	RESERVED
3060	(BF4)	FIXED	2	INTSTCNB	STANDARDS,CONSBUF=
3062	(BF6)	FIXED	2	INTBFSZC	BDT BUFR SIZE FROM BUFFER CD
3064	(BF8)	FIXED	2	INTBFPAG	BUFFER,PAGES=
3066	(BFA)	FIXED	2	INTNQMOD	NO. OF QUEUE MODULES
3068	(BFC)	FIXED	2	INTDLTCT	DLT ENTRY COUNT
3070	(BFE)	FIXED	2	INTDFDNO	DEFAULT NUMBER OF FD ENTRIES
3072	(C00)	FIXED	2	INTIOTLN	LENGTH OF BDTIO TABLE
3074	(C02)	FIXED	2	INTMNCNT	COUNT OF MAINPROC CONTROL

				STMTS	
3076	(C04)	FIXED	2	INTMNJCN	NO OF BDT MAINS DEFINED
3078	(C06)	FIXED	2	INTMXVLP	MAX VLU PACING WINDOW
3080	(C08)	FIXED	2	INTMXSIO	MAX SNA I/O BUFFER SIZE
3082	(C0A)	FIXED	2	INTMNSIO	MIN SNA I/O BUFFER SIZE
3084	(C0C)	FIXED	2	INTMXSVL	MAX VLUS PER SESSION
3086	(C0E)	FIXED	2	INTMNVLP	MIN VLU PACING WINDOW
3088	(C10)	FIXED	2	INTMNVLS	MINIMUM VLUS PER SESSION
3090	(C12)	FIXED	2	INTNXSYS	DEVICE STMT INDEX

NUMBER AND COUNTS

3092	(C14)	FIXED	2	INTLNCNT	NUMBER OF LINES
3094	(C16)	FIXED	2	INTNJPTN	NUMBER OF NJP TERMINALS
3096	(C18)	FIXED	2	INTNDTST	NUMBER OF READER INTERPRETER DSNAMES
3098	(C1A)	FIXED	2	INTPAFCT	COUNT OF PREALLOCATED FCT'S
3100	(C1C)	FIXED	2	INTPARQE	COUNT OF PREALLOCATED RQ'S
3102	(C1E)	FIXED	2	INTHWNMS	NUMBER OF HWSNAME ENTRIES
3104	(C20)	FIXED	2	INTPRNMS	NUMBER OF PROCEDURE NAMESS (R/I)
3106	(C22)	FIXED	2	INTPRCNT	NUMBER OF R/I PARM LISTS S

COUNTS

3108	(C24)	FIXED	2	INTRJCNT	COUNT OF SNALINE STMTS FOUND
3110	(C26)	FIXED	2	INTBCCNT	COUNT OF BDTNODE STMTS FOUND
3112	(C28)	FIXED	2	INTSLCNT	COUNT OF SELECT CONTROL STMTS
3114	(C2A)	FIXED	2	INTSNCNT	COUNT OF SETNAMES STMTS NAMES
3116	(C2C)	FIXED	2	INTLRITDO	NO OF LINE RECORDS TO PROCESS
3118	(C2E)	FIXED	2	INTNRTDO	NO OF NODE RECORDS TO PROCESS
3120	(C30)	CHARACTER	8	INTACDEF	APPLID/COMMDEFN STMT
3128	(C38)	CHARACTER	8	INTPSCDC	PASSWD/COMMDEFN STMT
3136	(C40)	FIXED	4	INTMXNSE	MAX. NO. OF SESSIONS
3140	(C44)	FIXED	4	INTRSVDF	RESERVED
3156	(C54)	FIXED	4	INTRSVUA	RESERVED

SNA BDT COUNTS

3164	(C5C)	FIXED	2	INTNOWST	NO. OF WORKSTATIONS
3166	(C5E)	FIXED	2	INTCNTDV	NO. OF DEVS PER WORKSTATION
3168	(C60)	FIXED	2	INTCNTCT	NO. OF CTAB'S SPECIFIED
3170	(C62)	FIXED	2	INTCNTCH	NO. OF CHARS SPECIFIED
3172	(C64)	FIXED	2	INTJCTSZ	JCT MAXIMUM SIZE
3174	(C66)	FIXED	2	INTRSV09	RESERVED
3184	(C70)	FIXED	2	INTRSVU5	RESERVED
3192	(C78)	FIXED	4	INTMNLS	CL8,A NAME,LCTUN LNG FOR GLBLS

TABLE OF N= (NODE NAME) PARMS FROM BDTNODE STMTS

3288	(CD8)	FIXED	4	INTTNT1	FIRST ENTRY
3292	(CDC)	FIXED	4	INTTNT1C	CURRENT ENTRY
3296	(CE0)	FIXED	4	INTTNT1E	LAST NODE TABLE ENTRY

TABLE OF NODE= (NODE NAME) PARMS FROM SNALINE STMTS

3300	(CE4)	FIXED	4	INTTNT2	FIRST ENTRY
3304	(CE8)	FIXED	4	INTTNT2C	CURRENT ENTRY
3308	(CEC)	FIXED	4	INTTNT2E	LAST NODE TABLE ENTRY
3312	(CF0)	ADDRESS	2	INTTNTLN	NODE TABLE ENTRY LENGTH
3314	(CF2)	ADDRESS	2	INTTNTL2	LINE TABLE ENTRY LENGTH
3316	(CF4)	ADDRESS	2	INTTNTL3	DELETE TABLE ENTRY LENGTH
3318	(CF6)	FIXED	2	INTTNTNM	NODE TABLE NUMBER OF ENTRIES

TABLE OF N= (NODE NAME) PARMS FOR DELETE LIST

3320	(CF8)	FIXED	4	INTTNT3	FIRST ENTRY
3324	(CFC)	FIXED	4	INTTNT3C	CURRENT ENTRY
3328	(D00)	FIXED	4	INTTNT3E	LAST DELETE TABLE ENTRY

SPOOL ENTRIES FOR BDTNODE AND SNALINE STMTS

3332	(D04)	FIXED	4		ALIGN
------	-------	-------	---	--	-------

INTRJLID BDTDSPL EXTENTS=30,PREFIX=INTRJT MAX 853 BDTNODE STMTS

3332	(D04)	ADDRESS	2	INTRJTID	INTERNAL TABLE ID
3334	(D06)	ADDRESS	2	INTRJTEL	ENTRY LENGTH
3336	(D08)	ADDRESS	4	INTRJTEA	ENTRY ADDRESS
3340	(D0C)	ADDRESS	4	INTRJTSZ	TABLE SIZE
3344	(D10)	BITSTRING	12	INTRJTDB	DDBRQ
3356	(D1C)	ADDRESS	1		DDBFXENO
3357	(D1D)	BITSTRING	3		DDBFXLEN
3360	(D20)	BITSTRING	1		DDBEX

INTRJLID BDTDSPL EXTENTS=24,PREFIX=INTRJL MAX 877 SNALINE STMTS

3480	(D98)	ADDRESS	2	INTRJLID	INTERNAL TABLE ID
3482	(D9A)	ADDRESS	2	INTRJLEL	ENTRY LENGTH
3484	(D9C)	ADDRESS	4	INTRJLEA	ENTRY ADDRESS
3488	(DA0)	ADDRESS	4	INTRJLSZ	TABLE SIZE
3492	(DA4)	BITSTRING	12	INTRJLDB	DDBRQ
3504	(DB0)	ADDRESS	1		DDBFXENO
3505	(DB1)	BITSTRING	3		DDBFXLEN
3508	(DB4)	BITSTRING	1		DDBEX

INTRJDID BDTDSPL EXTENTS=6,PREFIX=INTRJD MAX DELETE NAMES

3604	(E14)	ADDRESS	2	INTRJDID	INTERNAL TABLE ID
3606	(E16)	ADDRESS	2	INTRJDEL	ENTRY LENGTH
3608	(E18)	ADDRESS	4	INTRJDEA	ENTRY ADDRESS
3612	(E1C)	ADDRESS	4	INTRJDSZ	TABLE SIZE
3616	(E20)	BITSTRING	12	INTRJDDB	DDBRQ
3628	(E2C)	ADDRESS	1		DDBFXENO
3629	(E2D)	BITSTRING	3		DDBFXLEN
3632	(E30)	BITSTRING	24		DDBEX
3656	(E48)		8	INTDTEND	PAD TO DOUBLE WORD

DCB'S
DCB DDNAME=BDTIN,DSORG=PS,MACRF=(GM),RECFM=FB,
BUFNO=2,LRECL=80
DATA CONTROL BLOCK

3656	(E48)	FIXED	4	INTBDTIN	ORIGIN ON WORD BOUNDARY DIRECT ACCESS DEVICE INTERFACE
3656	(E48)	BITSTRING	16		FDAD,DVTBL
3672	(E58)	ADDRESS	4		KEYLE,DEVT,TRBAL COMMON ACCESS METHOD INTERFACE
3676	(E5C)	ADDRESS	1		BUFNO
3677	(E5D)	ADDRESS	3		BUFCB
3680	(E60)	ADDRESS	2		BUFL
3682	(E62)	BITSTRING	2		DSORG
3684	(E64)	ADDRESS	4		IOBAD FOUNDATION EXTENSION
3688	(E68)	BITSTRING	1		BFTEK,BFLN,HIARCHY
3689	(E69)	ADDRESS	3		EODAD
3692	(E6C)	BITSTRING	1		RECFM
3693	(E6D)	ADDRESS	3		EXLST FOUNDATION BLOCK
3696	(E70)	CHARACTER	8		DDNAME
3704	(E78)	BITSTRING	1		OFLGS
3705	(E79)	BITSTRING	1		IFLG
3706	(E7A)	BITSTRING	2		MACR BSAM BPAM QSAM INTERFACE
3708	(E7C)	BITSTRING	1		RER1
3709	(E7D)	ADDRESS	3		CHECK, GERR, PERR
3712	(E80)	ADDRESS	4		SYNAD
3716	(E84)	FIXED	2		CIND1, CIND2
3718	(E86)	ADDRESS	2		BLKSIZE
3720	(E88)	FIXED	4		WCPO, WCPL, OFFSR, OFFSW
3724	(E8C)	ADDRESS	4		IOBA
3728	(E90)	ADDRESS	1		NCP
3729	(E91)	ADDRESS	3		EOBR, EOBAD QSAM INTERFACE
3732	(E94)	ADDRESS	4		RECAD
3736	(E98)	FIXED	2		QSW
3738	(E9A)	ADDRESS	2		LRECL
3740	(E9C)	BITSTRING	1		EROPT
3741	(E9D)	ADDRESS	3		CNTRL
3744	(EA0)	FIXED	4		PRECL
3748	(EA4)	ADDRESS	4		EOB

DCB DDNAME=BDTOUT,DEVD=DA,DSORG=PS,MACRF=(W),RECFM=VBA,
LRECL=125,BLKSIZE=129,SYNAD=INTBR14
DATA CONTROL BLOCK

3752	(EA8)	FIXED	4	INTDCBPR	ORIGIN ON WORD BOUNDARY DIRECT ACCESS DEVICE INTERFACE
3752	(EA8)	BITSTRING	16		FDAD,DVTBL
3768	(EB8)	ADDRESS	4		KEYLE,DEVT,TRBAL COMMON ACCESS METHOD INTERFACE
3772	(EBC)	ADDRESS	1		BUFNO
3773	(EBD)	ADDRESS	3		BUFCB
3776	(EC0)	ADDRESS	2		BUFL
3778	(EC2)	BITSTRING	2		DSORG
3780	(EC4)	ADDRESS	4		IOBAD FOUNDATION EXTENSION
3784	(EC8)	BITSTRING	1		BFTEK,BFLN,HIARCHY
3785	(EC9)	ADDRESS	3		EODAD
3788	(ECC)	BITSTRING	1		RECFM
3789	(ECD)	ADDRESS	3		EXLST FOUNDATION BLOCK
3792	(ED0)	CHARACTER	8		DDNAME
3800	(ED8)	BITSTRING	1		OFLGS
3801	(ED9)	BITSTRING	1		IFLG
3802	(EDA)	BITSTRING	2		MACR BSAM BPAM QSAM INTERFACE
3804	(EDC)	BITSTRING	1		RER1
3805	(EDD)	ADDRESS	3		CHECK, GERR, PERR
3808	(EE0)	ADDRESS	4		SYNAD
3812	(EE4)	FIXED	2		CIND1, CIND2
3814	(EE6)	ADDRESS	2		BLKSIZE
3816	(EE8)	FIXED	4		WCPO, WCPL, OFFSR, OFFSW

3820	(EEC)	ADDRESS	4		IOBA
3824	(EF0)	ADDRESS	1		NCP
3825	(EF1)	ADDRESS	3		EOBR, EOBAD BSAM BPAM INTERFACE
3828	(EF4)	ADDRESS	4		EOBW
3832	(EF8)	FIXED	2		DIRCT
3834	(EFA)	ADDRESS	2		LRECL
3836	(EFC)	ADDRESS	4		CNTRL, NOTE, POINT

GLOBALS LIST FORMAT - FOR LCTUNITS BUILD

0	(0)	CHARACTER	8	INTGBNM	NAME OF MAIN PROCESSOR
8	(8)	FIXED	4	INTGBSZ	LCTUNITS SIZE FOR THIS CPU
	 1...		INTGBFLG	"INTGBSZ,1,C'X'" FLAGS
		1...		INTGBTAG	"BIT0" MULTI USE FLAG
12	(C)	FIXED	4	INTGRVDA	RESERVED
24	(18)	FIXED	4	INTGRVU6	RESERVED
28	(1C)	BITSTRING	1	INTGBEND	END OF DESCRIBED AREA

DSECTS FOR NODE TABLE ENTRIES AND LINE TABLE ENTRIES
AND FOR DELETE TABLE ENTRIES

0	(0)	CHARACTER	8	INNODNAM	NODE NAME
8	(8)	BITSTRING	1	INNODFLG	NODE ENTRY FLAG
	 1..1		INNODEND	"*" END OF NODE TABLE ENTRY
	1		INNODNJE	"1" CONSTANT TO INDICATE NJE NODE
0	(0)	CHARACTER	8	INLINNAM	LINE ENTRY NAME
8	(8)	BITSTRING	1	INLINFLG	LINE ENTRY FLAG
	 1..1		INLINEND	"*" END OF LINE TABLE ENTRY
	1		INMATCH	"1" CONSTANT TO INDICATE MATCH
	 1...		INLINNDC	"8" CONSTANT TO INDICATE LN FM NODE
0	(0)	CHARACTER	8	INDELNAM	NODE NAME TO DELETE
	 1...		INDELEND	"*" END OF DELETE TABLE ENTRY

CROSS REFERENCE

NAME	HEX OFFSET	HEX VALUE	LEVEL
IGL53E	3AE	3B6	2
INDELEND	0	8	2
INDELNAM	0		2
INGL3042	3B6	3D	2
INGL3048	3F4	35	2
INGL3053	38A	2C	2
INGL42E	3D7	3F3	2
INGL48E	405	429	2
INGL53NM	3AE	4040	2
INLINEND	8	9	2
INLINFLG	8		2
INLINNAM	0		2
INLINNDC	8	8	2
INMATCH	8	1	2
INNODEND	8	9	2

INNODFLG	8		2
INNODNAM	0		2
INNODNJE	8	1	2
INTACDEF	C30	C2C4	2
INTACDRD	80		2
INTBAS3	74		2
INTBCCNT	C26	0	2
INTBDCNT	BD2	0	2
INTBDTIN	E48		2
INTBDTIO	B94	1	2
INTBFPAG	BF8	40	2
INTBFSZC	BF6	4E0	2
INTBSES	6C		2
INTBTBLA	BD4		2
INTBUFDB	A9C	0	2
INTBUFEA	A94		2
INTBUFEL	A92		2
INTBUFID	A90		2
INTBUFSZ	A98		2
INTCKARE	88		2
INTCNANS	0	4	2
INTCNBIN	18C		2
INTCNDFL	BA0	0	2
INTCNTCH	C62	0	2
INTCNTCT	C60	0	2
INTCNTDV	C5E	0	2
INTCPON	B95	20	2
INTCTADR	9C		2
INTCTBDB	ACC	0	2
INTCTBEA	AC4		2
INTCTBEL	AC2		2
INTCTBID	AC0		2
INTCTBSZ	AC8		2
INTDCBPR	EA8		2
INTDFDNO	BFE	80	2
INTDLTCT	BFC	0	2
INTDTEND	E48		2
INTEATCE	A1E	A2D	2
INTEATCH	9FC	31	2
INTEBDCD	4D0	2A	2
INTEBDCE	4DD	4FA	2
INTEBDKW	4EE	4040	2
INTEBDNM	883	4040	2
INTEBDPA	566	4040	2
INTEBDSN	566	570	2
INTEBKW	1D0		2
INTEBLKE	36E	38A	2
INTEBLKL	36E	1C	2
INTEBUFF	B94	4	2
INTECARD	494	3C	2
INTECBEN	8C3	8D7	2
INTECCEN	833	848	2
INTECCNP	812	36	2
INTECEND	4AE	4D0	2
INTECEN1	46D	494	2
INTECHSP	848	45	2
INTECMDF	776	34	2
INTECMEN	787	7AA	2
INTECOEN	683	6A2	2
INTECOMB	45C	38	2
INTECOTC	672	30	2
INTECSEN	883	88D	2
INTECSOP	4AE	4040	2
INTECSPR	4A5	4040	2
INTECST	82C	4040	2
INTECTBN	88E	49	2
INTECTNO	896	4040	2

INTEDST	7F7	4040	2
INTEDTCT	7DC	36	2
INTEDTEN	7FE	812	2
INTEIBEN	6E9	70E	2
INTEIBLK	6D8	36	2
INTEICEN	751	776	2
INTEICHR	740	36	2
INTEIEAC	967	4040	2
INTEIEDS	971	C4C9	2
INTEIEIN	97B	C9D5	2
INTEIERR	91C	55	2
INTEIETB	947	4040	2
INTEIEZ	967	971	2
INTEIKEN	6C0	6D8	2
INTEIKYW	6C0	4040	2
INTEILDP	450	4040	2
INTEILKY	6A2	36	2
INTEMCEN	726	740	2
INTEMPEN	5E7	5F3	2
INTEMPRM	5E7	4040	2
INTEMPR1	5B6	3D	2
INTEMPR2	5C7	D9C9	2
INTEMSCM	70E	32	2
INTEMSC2	71F	C9D3	2
INTENNM	7BE	4040	2
INTENODE	8BB	4040	2
INTENSEN	7C6	7DC	2
INTENSNA	7AA	32	2
INTEOEND	514	530	2
INTEOKEY	514	4040	2
INTEORKY	4FA	36	2
INTEPDEN	450	45C	2
INTEPRND	42A	32	2
INTEREKW	617	4040	2
INTEREQK	65D	4040	2
INTEREQP	5F4	37	2
INTERKEN	65D	672	2
INTERPEN	624	62B	2
INTERPKY	62C	46	2
INTERTN	84		2
INTESOPR	530	40	2
INTESOP1	54A	4040	2
INTESOP2	555	5D40	2
INTESTMT	89F	4040	2
INTETBEN	582	5B6	2
INTETBIG	570	46	2
INTETBPR	582	4040	2
INTETCEN	911	91B	2
INTETCHR	8D8	43	2
INTETRFK	B94	2	2
INTFLG1	B94	0	2
INTFLG2	B95	0	2
INTFL2R1	B95	1	2
INTFORMT	B95	80	2
INTFFERM	B94	80	2
INTGBEND	1C		2
INTGBFLG	8	8	2
INTGBNM	0		2
INTGBSZ	8		2
INTGBTAG	8	80	2
INTGLBNM	54	4040	2
INTGRVDA	C	0	2
INTGRVU6	18	0	2
INTHDR	48	C9D5	2
INTHOME	B95	40	2
INTHWNMS	C1E	0	2
INTICRD	184		2

INTICRD2	188		2
INTIEOF2	1AC		2
INTIGCON	B94	10	2
INTIIADR	90		2
INTINARE	118	4040	2
INTINA72	118	15F	2
INTINECB	8C		2
INTINEND	17C	184	2
INTINPTR	E4		2
INTINRN	1B4		2
INTINR2	A0		2
INTIOPRM	AC		2
INTIOTLN	C00	0	2
INTISCN1	198		2
INTISCN2	19C		2
INTITRD	1A0		2
INTITWRT	1A4		2
INTIWOUT	1A8		2
INTJBLS	B95	10	2
INTJCTSZ	C64	0	2
INTJSMI	B95	8	2
INTLCTDB	A3C	0	2
INTLCTEA	A34		2
INTLCTEL	A32		2
INTLCTID	A30		2
INTLCTSZ	A38		2
INTLKEY2	BD0	2	2
INTLNCNT	C14	0	2
INTLNENT	BDA	C	2
INTLNPTH	50	E48	2
INTLNKEY	BE0	C	2
INTLOPER	EA	0	2
INTLRD0	C2C	0	2
INTMAXQS	D6	1F	2
INTMDADR	94		2
INTMNAFL	B96	4	2
INTMNAGR	B96	2	2
INTMNBGR	B96	8	2
INTMNCNT	C02	0	2
INTMNDB	A6C	0	2
INTMNDCL	B96	20	2
INTMNDEF	B96	40	2
INTMNDGR	B96	10	2
INTMNDSL	B96	1	2
INTMNEA	A64		2
INTMNEL	A62		2
INTMNFLG	B96	0	2
INTMNID	A60		2
INTMNJCN	C04	0	2
INTMNJMX	52	8	2
INTMNLS	C78	0	2
INTMNNAM	64	4040	2
INTMNONE	B96	80	2
INTMNSIO	C0A	12C	2
INTMNSZ	A68		2
INTMNVLP	C0E	1	2
INTMNVLS	C10	1	2
INTMWLE	194		2
INTMXBTS	D4	154	2
INTMXNSE	C40	0	2
INTMXSIO	C08	1000	2
INTMXSVL	C0C	FF	2
INTMXVLP	C06	FF	2
INTNBDBTK	B0		2
INTNDTST	C18	0	2
INTNJHO	B95	2	2
INTNJPTN	C16	0	2

INTNOENT	BD8	0	2
INTNOGMN	1B0		2
INTNOKEY	BDC	1	2
INTNOWST	C5C	0	2
INTNQMOD	BFA	0	2
INTNRTO	C2E	0	2
INTNTBUF	BAE	0	2
INTNXSYS	C12	1	2
INTOBSA	8	0	2
INTOGLBL	5C	4040	2
INTPAFCT	C1A	0	2
INTPAREN	E8	0	2
INTPARM	B94	8	2
INTPARQE	C1C	0	2
INTPCRD	B95	4	2
INTPKADR	98		2
INTPKARA	0	0	2
INTPKEY1	BCA	1	2
INTPKEY2	BCE	D	2
INTPOKEY	BDE	1	2
INTPRCNT	C22	0	2
INTPRNMS	C20	0	2
INTPROB	B94	40	2
INTPSCDC	C38	4040	2
INTRC04	BA5	4	2
INTRC08	BA5	8	2
INTRC12	BA5	C	2
INTRC16	BA5	10	2
INTRC20	BA5	14	2
INTRC24	BA5	18	2
INTRC28	BA5	1C	2
INTRC32	BA5	20	2
INTRC36	BA5	24	2
INTRC40	BA5	28	2
INTRC44	BA5	2C	2
INTRC48	BA5	30	2
INTREL	4C	F2F0	2
INTRJCNT	C24	0	2
INTRJDDB	E20	0	2
INTRJDEA	E18		2
INTRJDEL	E16		2
INTRJDID	E14		2
INTRJDSZ	E1C		2
INTRJLDB	DA4	0	2
INTRJLEA	D9C		2
INTRJLEL	D9A		2
INTRJLID	D98		2
INTRJLSZ	DA0		2
INTRJTDB	D10	0	2
INTRJTEA	D08		2
INTRJTEL	D06		2
INTRJTID	D04		2
INTRJTSZ	D0C		2
INTRSVDB	B99	0	2
INTRSVDC	1C0		2
INTRSVDD	168	0	2
INTRSVDE	BE4	0	2
INTRSVDF	C44	0	2
INTRSVDZ	52	0	2
INTRSVD2	A8		2
INTRSVD3	BC	0	2
INTRSVD4	190		2
INTRSVD5	B88	0	2
INTRSVD7	BA2	0	2
INTRSVD8	BB0	0	2
INTRSVD9	C66	0	2

INTRSVUA	C54	0	2
INTRSVUB	BF0	0	2
INTRSVU1	CC	0	2
INTRSVU2	B90	0	2
INTRSVU3	BA5	0	2
INTRSVU4	BBC	0	2
INTRSVU5	C70	0	2
INTRSVU7	B9D	0	2
INTRSVU8	1CC		2
INTRSVU9	17C	0	2
INTRTN	78		2
INTSAVE	A30		2
INTSCBMK	B97	4	2
INTSCDUP	B97	10	2
INTSCFG1	B97	1	2
INTSCFLG	B97	0	2
INTSCFL1	B98	0	2
INTSCFL2	B9F	0	2
INTSCFR1	B98	40	2
INTSCFR2	B98	20	2
INTSCFR3	B98	10	2
INTSCFR4	B98	8	2
INTSCFR5	B98	4	2
INTSCFR6	B98	2	2
INTSCFR7	B98	1	2
INTSCKWD	B97	80	2
INTSCKWF	B97	40	2
INTSCLPA	B97	20	2
INTSCMLP	B97	8	2
INTSCTRM	B97	2	2
INTSLCNT	C28	0	2
INTSNACB	BA1	1	2
INTSNAMX	BA1	5	2
INTSNASP	BA1	2	2
INTSNCNT	C2A	0	2
INTSOPER	FC	4040	2
INTSPARM	EC	4040	2
INTSRJDB	AFC	0	2
INTSRJEA	AF4		2
INTSRJEL	AF2		2
INTSRJID	AF0		2
INTSRJSZ	AF8		2
INTSTCNB	BF4	32	2
INTSTCNT	BC4	0	2
INTSTCTB	D8	4040	2
INTSTKYL	BCC	C	2
INTSTKYN	BC8	1	2
INTSTPTR	E0		2
INTSTSIZ	BC6	0	2
INTSTSRT	BC0		2
INTSVBS	7C		2
INTS1NOT	B98	80	2
INTS2CMD	B9F	80	2
INTS2CTB	B9F	20	2
INTS2CTD	B9F	2	2
INTS2NSN	B9F	8	2
INTS2PH2	B9F	4	2
INTS2RS1	B9F	1	2
INTS2SNA	B9F	40	2
INTS2SYS	B9F	10	2
INTTBUF	B4		2
INTTEXT	10C	78	2
INTTNTLN	CF0	9	2
INTTNTL2	CF2	9	2
INTTNTL3	CF4	8	2
INTTNTNM	CF6	64	2
INTTNT1	CD8	0	2

INTTNT1C	CDC	0	2
INTTNT1E	CE0	0	2
INTTNT2	CE4	0	2
INTTNT2C	CE8	0	2
INTTNT2E	CEC	0	2
INTTNT3	CF8	0	2
INTTNT3C	CFC	0	2
INTTNT3E	D00	0	2
INTTRDDB	BA8	0	2
INTUXECB	A4		2
INTUXLAD	B8		2
INTWARN	B94	20	2
INTYYYDB	B2C	0	2
INTYYYEA	B24		2
INTYYYEL	B22		2
INTYYYSZ	B28		2
INTYYYYY	B20		2
INTZZZDB	B60	0	2
INTZZZEA	B58		2
INTZZZEL	B56		2
INTZZZSZ	B5C		2
INTZZZZZ	B54		2
INT001BE	9AD	9C5	2
INT001CE	9E8	9FC	2
INT3001B	988	3D	2
INT3001C	9C6	36	2
MSGCD9I	35C	40C2	2
MSGR17I	365	40C2	2
SCNRECAB	B9F	1	2

Chapter 6. Job Control Table — JCT

The job control table (JCT) contains job information, including job name, status, priority, and point of origin. A JCT entry is built at the global node for each file-to-file transaction submitted, and at the submitting node for each network job entry transaction submitted. The transaction driver BDTGRXD creates the entry after the transaction is submitted, using information in the BSID and the MJD.

Each JCT entry is followed by a single scheduler element (SE), which contains "from" and "to" information.

Function: The JCT is used by all functions that need information about the job as it is processed.

Macro ID: BDTDJCT

DSECT name: JCTSTART

Created by: BDTGRXD, when the job is scheduled

Size of fixed area: Hex B8 bytes without scheduler element, hex 100 with scheduler element

Accessed by: The JCT access method, in BDTGRJX, which is pointed to by TVTXJCT

Location: BDTGRXD originally builds the JCT in cell pool JCTB and copies it on the BDT work queue.

OFFSETS TYPE LENGTH NAME DESCRIPTION

JOB CONTROL TABLE ENTRY MAPPING MACRO JCT HEADER DEFINITION

0	(0)	CHARACTER	4	JCTID	JCT ID
4	(4)	CHARACTER	4	JCTVERS#	JCT VERSION ID
8	(8)	FIXED	2	JCTTOTL	LENGTH OF ENTIRE JCT W/ALL SE'S
10	(A)	FIXED	2	JCTFIXL	LENGTH OF FIXED PORTION
12	(C)	FIXED	2	JCTVARL	LENGTH OF EACH SE

JOB INFORMATION

14	(E)	FIXED	2	JCTJOB	JOB NUMBER (BINARY)
16	(10)	CHARACTER	8	JCTJBNAM	JOB NAME
24	(18)	FIXED	4	JCTQDATE	DATE JOB ENTERED SYSTEM
28	(1C)	FIXED	2	JCTTQUID	

TQI UNIQUE IDENTIFIER MAPPING MACRO

28	(1C)	FIXED	4	JCTUTI	
28	(1C)	BITSTRING	1	JCTRECS	NUMBER OF RECORDS REQUIRED
		1... ..		JCTREXMT	"BIT0" RETRANSMISSION FLAG
		1... ..		JCTPNDFG	"BIT0" TQI PENDING FLAG
29	(1D)	CHARACTER	3	JCTCPUID	CPU ID CHARACTERS
32	(20)	FIXED	4	JCTRNWD	ALIGNMENT
32	(20)	FIXED	2	JCTRUD1	RESERVED FOR DEVELOPMENT
34	(22)	FIXED	2	JCTRNUM	RELATIVE RECORD NUMBER
36	(24)	CHARACTER	8	JCTDTTM	DATE TIME STAMP
44	(2C)	CHARACTER	8	JCTXMTTM	TIME OF SUBMISSION
52	(34)	FIXED	4	JCTEND	END OF UTI

		...1 1...		JCTSIZE	LENGTH OF UTI
		...1 11..		JCTENTRY	UTI EQUATE
52	(34)	CHARACTER	4	JCTXHDR	CONTROL BLOCK ACRONYM
56	(38)	CHARACTER	4	JCTXREL	VERSION ID
60	(3C)	ADDRESS	2	JCTXLEN	XOID LENGTH
62	(3E)	BITSTRING	8	JCTXBSI	XACTION ORIGIN BDT SYS ID
70	(46)	BITSTRING	8	JCTXBSN	XACTION ORIGIN BDT SYS NAME

TRANSACTION ORIGIN TYPE

78	(4E)	BITSTRING	1	JCTXTYP	XACTION ORIGIN TYPE
	1		JCTTSO	"1" TSO USER
	1.		JCTJES	"2" JES CONSOLE
	11		JCTBTCH	"3" BATCH JOB
	1..		JCTMCS	"4" MCS CONSOLE
	1.1		JCTLOG	"5" JOB MESSAGE LOG
	11.		JCTFCT	"6" BDT FCT
	111		JCTJMC	"7" JES MESSAGE CLASS
	 1...		JCTRDEV	"8" BEGIN DEVELOPMENT DEFINED XOIDXTYP
		1...		JCTUSER	"128" BEGIN USER DEFINED XOIDXTYP

FLAG 1 DEFINITION

79	(4F)	BITSTRING	1	JCTXFL1	XOID FLAG 1
		1...		JCTXMCL	"BIT0" SUPPRESSION OF MESSAGE CLASS
		.1..		JCTX1R1	"BIT1" RESERVED
		..1.		JCTX1R2	"BIT2" RESERVED
		...1		JCTX1R3	"BIT3" RESERVED
	 1...		JCTX1R4	"BIT4" RESERVED
	1..		JCTX1R5	"BIT5" RESERVED
	1.		JCTX1R6	"BIT6" RESERVED
	1		JCTX1R7	"BIT7" RESERVED

MISCELLANEOUS INFORMATION

80	(50)	CHARACTER	8	JCTXDDN	TRANSACTION ORIGIN DDNAME
80	(50)	CHARACTER	8	JCTUSID	TSO USERID
80	(50)	CHARACTER	8	JCTCNDD	JES CONSOLE DDNAME
80	(50)	CHARACTER	8	JCTJCLS	JES MESSAGE CLASS
80	(50)	CHARACTER	8	JCTBJNM	BATCH JOB NAME
80	(50)	ADDRESS	1	JCTMCSI	MCS CONSOLE ID
80	(50)	BITSTRING	2	JCTBJNO	BDT JOB NUMBER
80	(50)	BITSTRING	8	JCTDDRS	DDNAME

RESERVED FIELDS

88	(58)	BITSTRING	4	JCTXRD2	RESERVED
92	(5C)	BITSTRING	4	JCTXRD3	RESERVED
96	(60)	BITSTRING	4	JCTXRS1	RESERVED
100	(64)	BITSTRING	4	JCTXRS2	RESERVED
104	(68)	BITSTRING	4	JCTXRU1	RESERVED
108	(6C)	BITSTRING	4	JCTXRU2	RESERVED
		.1.1 ...1		JCTMCSA	MCS CONSOLE UX28 AUTH

		.111		JCTXEND	END OF XOID
		..11	.1..		JCTXOID	XOID EQUATE
		..11	111.		JCTXALL	BSI EQUATE
112	(70)	BITSTRING	1	JCTNOSES	NUMBER OF SCHEDULER ELEMENTS	
113	(71)	BITSTRING	1	JCTPRTY	JOB PRIORITY	

DEFINITION OF JCTFL1

114	(72)	BITSTRING	1	JCTFL1	FLAG BYTE	
		1...	JCTOPHLD	"BIT0"	OPERATOR HOLD
		.1..	JCTCALL	"BIT1"	JOB IS CALLED DAP
		..1.	JCTNCHNG	"BIT2"	JCT NOT CHANGED
		...1	JCTNTHLD	"BIT3"	NET HOLD
		1...	JCTPURG	"BIT4"	PURGE COMPLETE
	1..	JCTRESCH	"BIT5"	RESCHEDULE
	1.	JCTCANCL	"BIT6"	JSS TO CANCEL
	1	JCTDUMP	"BIT7"	JSS TO CANCEL W/DUMP

DEFINITION OF JCTFL2

115	(73)	BITSTRING	1	JCTFL2	FLAG BYTE	
		1...	JCTTAAD	"BIT0"	JCT ADD
		.1..	JCTSTCHG	"BIT1"	THIS JCT HAS STATUS CHANGE
		..1.	JCTDSENQ	"BIT2"	JOB HELD DUE TO DS ENQUEUE
		...1	JCTFREEZ	"BIT3"	JCT FROZEN
		1...	JCTDEL	"BIT4"	JCT DEL
	1..	JCTOPCAN	"BIT5"	OPERATOR CANCEL
	1.	JCTFL2R2	"BIT6"	RESERVED
	1	JCTNDSNQ	"BIT7"	NO BDT DSN ENQUEUE

DEFINITION OF JCTFL3

116	(74)	BITSTRING	1	JCTFL3	FLAG BYTE	
		1...	JCTNETRL	"BIT0"	NET RELEASE PROC'ING COMP
		.1..	JCTNETFL	"BIT1"	NET FLUSHED
		..1.	JCTNJE	"BIT2"	NJE TRANSACTION
		...1	JCTNJOB	"BIT3"	NJE JOB TRANSACTION
		1...	JCTNSSOT	"BIT4"	NJE SYSOUT TRANSACTION
	1..	JCTFL3R4	"BIT5"	RESERVED
	1.	JCTFL3R5	"BIT6"	RESERVED
	1	JCTFL3R6	"BIT7"	RESERVED
117	(75)	BITSTRING	1	JCTRSS1	RESERVED	
120	(78)	FIXED	4	JCTWCT	WRITE ITERATION COUNT	
124	(7C)	FIXED	4	JCTTOD	TOD JCT ADDED TO THIS PRY	
128	(80)	CHARACTER	8	JCTNETID	NET ID	
136	(88)	FIXED	2	JCTNETHC	NET HOLD COUNT	
138	(8A)	FIXED	2	JCTMJDNL	LENGTH OF THE MJD (FIXED+VARIABLE)	
140	(8C)	BITSTRING	1	JCTSIDDB	CMA/MJD DDB (MAX 2 EXTENTS)	
		1...	11..	JCTCMDDB	"JCTSIDDB"	CONSOLE MESSAGE AREA DDB
		1...	11..	JCTMJDDB	"JCTSIDDB"	MASTER JOB

DEFINITION DDB

152	(98)	ADDRESS	4	JCTJML	ADDRESS OF JOB MSG LOG CONTROL BLOCK
156	(9C)	BITSTRING	1	JCTJMLMD	JOB MESSAGE LOG MASTER DDB

JES3 INFORMATION

28	(1C)	CHARACTER	24	JCTJSINF	JES3 JOB NUMBER, GROUP ID AND NJE TIME STAMP
28	(1C)	CHARACTER	8	JCTJESNR	JES3 JOB ID
36	(24)	CHARACTER	8	JCTGRPID	JES3 GROUP ID
44	(2C)	CHARACTER	8	JCTDATI	JES3 NJE TIME STAMP
164	(A4)	CHARACTER	8	JCTRSV1	RESERVED
172	(AC)	CHARACTER	8	JCTRSV2	RESERVED
180	(B4)	FIXED	4	JCTRSV3	RESERVED
184	(B8)	FIXED	4	JCTFEND	END OF FIXED AREA
184	(B8)	BITSTRING	1	JCTFSIZE	SIZE OF FIXED AREA = L'JCTFSIZE

ACCOUNTING INFORMATION

16	(10)	FIXED	4	JCTLOCPU	LOCAL CPU TIME
20	(14)	FIXED	4	JCTLOCPF	LOCAL CPU FACTOR
24	(18)	BITSTRING	4	JCTLOCID	LOCAL CPU ID

FORMAT OF EACH JCT SCHEDULER ELEMENT

DEFINITION OF SEFLAGS

0	(0)	BITSTRING	1	SEFLAGS	FLAG BYTE 1
		1...		SECOMP	"BIT0" SE COMPLETE
		1...		SEBLCMP	"BIT0" SE GLOBL FUNCTION COMPLETE
		.1..		SEACTIVE	"BIT1" SE ACTIVE
		.1..		SEGBLACT	"BIT1" SE GLOBL FUNCTION ACTIVE
		..1.		SEGBLTO	"BIT2" SE GLOBL SCHEDULE 'TO' SIDE
		...1		SEGBLFR	"BIT3" SE GLOBL SCHED 'FROM' ALSO
	 1...		SELCLACT	"BIT4" SE LOCAL FUNCTION ACTIVE
	1..		SELCLCMP	"BIT5" SE LOCAL FUNCTION COMPLETE
	1.		SELCLTO	"BIT6" SE LOCAL SCHEDULE 'TO' SIDE
	1		SELCLRQ	"BIT7" SE LOCAL SCHED REQUEST SENT

DEFINITION OF SEFLAG2

1	(1)	BITSTRING	1	SEFLAG2	FLAG BYTE 2
		1...		SESECAN	"BIT0" DAP NOTIFIED TO CANCEL SESSION
		.1..		SEFL2R1	"BIT1" RESERVED
		..1.		SEFL2R2	"BIT2" RESERVED
		...1		SEFL2R3	"BIT3" RESERVED

.... 1...	SEFL2R4	"BIT4" RESERVED
.... .1..	SEFL2R5	"BIT5" RESERVED
.... ..1.	SEFL2R6	"BIT6" RESERVED
.... ...1	SEFL2R7	"BIT7" RESERVED

DEFINITION OF SEFLAG3

2	(2)	BITSTRING	1	SEFLAG3	RESERVED
3	(3)	BITSTRING	1	SESEQNO	SE SEQUENCE NUMBER
4	(4)	CHARACTER	8	SEDAP	DAP NAME (CALLED DAP)
4	(4)	CHARACTER	8	SEFRDAP	FROM DAP NAME
12	(C)	CHARACTER	8	SETODAP	TO DAP NAME
20	(14)	CHARACTER	8	SEFRLOC	FROM LOCATION NAME
28	(1C)	CHARACTER	8	SETOLOC	TO LOCATION NAME
36	(24)	FIXED	2	SEFRCPD	MJD DISP OF CKPT AREA SOURCE
38	(26)	FIXED	2	SEFRCPD	LEN OF CKPT AREA SOURCE
40	(28)	FIXED	2	SETOCPD	MJD DISP OF CKPT AREA DESTINATION
42	(2A)	FIXED	2	SETOCPL	LEN OF CKPT AREA DEST
44	(2C)	FIXED	2	SELUNO	ALLOCATED TRANSFER LU NO
46	(2E)	CHARACTER	5	SEFRCOMP	COMPLETION CODE SOURCE
51	(33)	CHARACTER	5	SETOCOMP	COMPLETION CODE DEST

RESERVED

56	(38)	ADDRESS	4	SELCTAD	LCT ADDRESS
60	(3C)	ADDRESS	4	SERSS1	RESERVED
64	(40)	ADDRESS	4	SERSS2	RESERVED
68	(44)	ADDRESS	4	SERSU1	RESERVED
72	(48)	FIXED	4	SEEND	END OF SE
72	(48)	BITSTRING	1	SESIZE	SIZE OF SE = L'SESIZE

CROSS REFERENCE

NAME	HEX OFFSET	HEX VALUE	LEVEL
JCTBJNM	50		2
JCTBJNO	50		2
JCTBTCH	4E	3	2
JCTCALL	72	40	2
JCTCANCL	72	2	2
JCTCMDDB	8C	8C	2
JCTCNDD	50		2
JCTCPUID	1D	4040	2
JCTDATI	2C		2
JCTDDRS	50	0	2
JCTDEL	73	8	2
JCTDSENG	73	20	2
JCTDTM	24	4040	2
JCTDUMP	72	1	2
JCTEND	34		2
JCTENTRY	34	1C	2
JCTFCT	4E	6	2
JCTFEND	B8		2
JCTFIXL	A		2
JCTFL1	72		2
JCTFL2	73		2
JCTFL2R2	73	2	2
JCTFL3	74		2
JCTFL3R4	74	4	2
JCTFL3R5	74	2	2
JCTFL3R6	74	1	2
JCTFREEZ	73	10	2
JCTFSIZE	B8		2

JCTGRPID	24		2
JCTID	0		2
JCTJBNAM	10		2
JCTJCLS	50		2
JCTJES	4E	2	2
JCTJESNR	1C		2
JCTJMC	4E	7	2
JCTJML	98		2
JCTJMLMD	9C	0	2
JCTJOB	E		2
CTJSINF	1C		2
JCTLOCID	18	0	2
JCTLOCPF	14	0	2
JCTLOCPU	10	0	2
JCTLOG	4E	5	2
JCTMCS	4E	4	2
JCTMCSA	6C	51	2
JCTMCSI	50		2
JCTMJDDB	8C	8C	2
JCTMJDLN	8A	0	2
JCTNCHNG	72	20	2
JCTNDSNQ	73	1	2
JCTNETFL	74	40	2
JCTNETHC	88	0	2
JCTNETID	80	4040	2
JCTNETRL	74	80	2
JCTNJE	74	20	2
JCTNJOB	74	10	2
JCTNOSES	70		2
JCTNSSOT	74	8	2
JCTNTHLD	72	10	2
JCTOPCAN	73	4	2
JCTOPHLD	72	80	2
JCTPNDFG	1C	80	2
JCTPRTY	71		2
JCTPURG	72	8	2
JCTQDATE	18		2
JCTRDEV	4E	8	2
JCTRECS	1C	0	2
JCTRESCH	72	4	2
JCTREXMT	1C	80	2
JCTRNUM	22	0	2
JCTRWD	20		2
JCTRSS1	75		2
JCTRSV1	A4		2
JCTRSV2	AC		2
JCTRSV3	B4		2
JCTRUD1	20	0	2
JCTSIDDB	8C		2
JCTSIZE	34	18	2
JCTSTCHG	73	40	2
JCTTAAD	73	80	2
JCTTOD	7C	0	2
JCTTOTL	8		2
JCTTQUID	1C		2
JCTTSO	4E	1	2
JCTUSER	4E	80	2
JCTUSID	50		2
JCTUTI	1C		2
JCTVARL	C		2
JCTVERS#	4		2
JCTWCT	78	0	2
JCTXALL	6C	3E	2
JCTXBSI	3E	0	2
JCTXBSN	46	0	2
JCTXDDN	50		2
JCTXEND	6C	70	2

JCTXFL1	4F	0	2
JCTXHDR	34	E7D6	2
JCTXLEN	3C	3C	2
JCTXMCL	4F	80	2
JCTXMTTM	2C	4040	2
JCTXOID	6C	34	2
JCTXRD2	58	0	2
JCTXRD3	5C	0	2
JCTXREL	38	F1F0	2
JCTXRS1	60	0	2
JCTXRS2	64	0	2
JCTXRU1	68	0	2
JCTXRU2	6C	0	2
JCTXTYP	4E	0	2
JCTX1R1	4F	40	2
JCTX1R2	4F	20	2
JCTX1R3	4F	10	2
JCTX1R4	4F	8	2
JCTX1R5	4F	4	2
JCTX1R6	4F	2	2
JCTX1R7	4F	1	2
SEACTIVE	0	40	2
SECOMP	0	80	2
SEDAP	4		2
SEEND	48		2
SEFLAGS	0		2
SEFLAG2	1		2
SEFLAG3	2		2
SEFL2R1	1	40	2
SEFL2R2	1	20	2
SEFL2R3	1	10	2
SEFL2R4	1	8	2
SEFL2R5	1	4	2
SEFL2R6	1	2	2
SEFL2R7	1	1	2
SEFRCOMP	2E		2
SEFRCPD	24		2
SEFRCPD	24		2
SEFRCPD	24		2
SEFRDAP	4		2
SEFRLOC	14		2
SEGBLACT	0	40	2
SEGBLCMP	0	80	2
SEGBLFR	0	10	2
SEGBLTO	0	20	2
SELCLACT	0	8	2
SELCLCMP	0	4	2
SELCLRQ	0	1	2
SELCLTO	0	2	2
SELCTAD	38		2
SELUNO	2C		2
SERSS1	3C		2
SERSS2	40		2
SERSU1	44		2
SESECAN	1	80	2
SESEQNO	3		2
SESIZE	48		2
SETOCOMP	33		2
SETOCPD	28		2
SETOCPL	2A		2
SETODAP	C		2
SETOLOC	1C		2

Chapter 7. Job Queue Element — JQE

A job queue element (JQE) is an in-storage representation of each transaction represented by a JCT on the work queue. It allows direct access to the desired JCT on the work queue. There is one JQE entry allocated for each job.

Function: The JQE provides access to the associated JCT on the work queue.
Macro ID: BDTDJQE
DSECT name: JQESTART
Created by: BDTGRXD, when the job is scheduled
Size: Hex 68 bytes
Accessed by: The JQE access method in BDTGRJX, which is pointed to by TVTXJQE
 In the JQX in the
 BDT address
 space

OFFSETS TYPE LENGTH NAME DESCRIPTION

MAPS THE BDT JOB QUEUE ELEMENT (JQE)

0	(0)	CHARACTER	4	JQEID	CONTROL BLOCK ACRONYM
4	(4)	CHARACTER	4	JQEREL	RELEASE NUMBER
8	(8)	BITSTRING	12	JQEDDB	DDBRQ FOR JCT I/O REQUESTS
20	(14)	CHARACTER	8	JQENETID	NET ID
28	(1C)	FIXED	2	JQEJNO	JOB NUMBER
30	(1E)	FIXED	2	JQEPREV	JOBNO PREVIOUS JOB THIS PRTY
32	(20)	FIXED	2	JQENEXT	JOBNO NEXT JOB THIS PRTY
34	(22)	BITSTRING	1	JQEPRTY	JOB PRIORITY
35	(23)	BITSTRING	1	JQEUCT	USE COUNT FOR READ ONLY USERS
36	(24)	ADDRESS	1	JQERW	JQE JCT WRITE LOCK

MJD UPDATE LOCK FOOT PRINT

37	(25)	BITSTRING	1	JQEMJDID	MJD UPDATE LOCK FOOT PRINT
38	(26)	BITSTRING	1	JQERWR1	RESERVED

MJD UPDATE SYNC LOCK

39	(27)	BITSTRING	1	JQEMJDLK	MJD UPDATE SYNC LOCK
		1... ..1		JQEMJD81	"X'81'" LOCK HELD BY CKPT
		1... ..1.		JQEMJD82	"X'82'" LOCK HELD BY GRJS
		1... ..11		JQEMJD83	"X'83'" LOCK HELD BY GRJR
40	(28)	ADDRESS	4	JQERWFCT	JQE JCT WRITE FCT ADDRESS

JML LOCK

44	(2C)	ADDRESS	1	JQEJMLL	JML LOCK
45	(2D)	ADDRESS	3	JQEJMRS	RESERVED
48	(30)	ADDRESS	4	JQEJMLLA	JML LOCK WRITE FCT ADDRESS
52	(34)	ADDRESS	4	JQEJML	JOB MESSAGE LOG CONTROL BLOCK
56	(38)	FIXED	4	JQEQDATE	DATE JOB ENTERED THE SYSTEM
60	(3C)	CHARACTER	8	JQEFRT0	FROM OR TO LOC
68	(44)	CHARACTER	8	JQEJGID	JES3 GROUP ID

76	(4C)	CHARACTER	8	JQEJOBN	JOB NAME
84	(54)	CHARACTER	8	JQEJJNO	JES3 JOB ID
92	(5C)	CHARACTER	8	JQEDATI	JES3 NJE TIME STAMP

DEFINITION OF JQE FLAG 1

100	(64)	BITSTRING	1	JQEFL1	SAME AS JCTFL1
		1... ..		JQEOPHLD	"BIT0" OPERATOR HOLD
		.1... ..		JQECALL	"BIT1" JOB IS CALLED DAP
		..1.		JQENCHNG	"BIT2" JCT NOT CHANGED
		...1		JQENTHLD	"BIT3" NET HOLD
	 1...		JQEPURG	"BIT4" PURGE COMPLETE
	1..		JQERESCH	"BIT5" RESCHEDULE
	1.		JQECANCL	"BIT6" JSS TO CANCEL
	1		JQEDUMP	"BIT7" JSS TO CANCEL W/DUMP

DEFINITION OF JQE FLAG 2

101	(65)	BITSTRING	1	JQEFL2	SAME AS JCTFL2
		1... ..		JQETAAD	"BIT0" JCT ADD
		.1... ..		JQESTCHG	"BIT1" THIS JCT HAS STATUS CHANGE
		..1.		JQEDSEQ	"BIT2" JOB HELD DUE TO DS ENQUEUE
		...1		JQEFREZ	"BIT3" JCT FROZEN
	 1...		JQEJDEL	"BIT4" JCT DEL
	1..		JQEFL2R1	"BIT5" RESERVED
	1.		JQEFL2R2	"BIT6" RESERVED
	1		JQENDSNQ	"BIT7" NO BDT DSN ENQUEUE

DEFINITION OF JQE FLAG 3

102	(66)	BITSTRING	1	JQEFL3	JQE FLAG 3
		1... ..		JQENETRL	"BIT0" NET RELEASE PROC'ING COMP
		.1... ..		JQENETFL	"BIT1" NET FLUSHED
		..1.		JQENJE	"BIT2" NJE TRANSACTION
		...1		JQENJOBT	"BIT3" NJE JOB TRANSACTION
	 1...		JQENSSOT	"BIT4" NJE SYSOUT TRANSACTION
	1..		JQEFL3R5	"BIT5" RESERVED
	1.		JQEFL3R6	"BIT6" RESERVED
	1		JQEFL3R7	"BIT7" RESERVED

103	(67)	BITSTRING	1	JQESTAT2	SEFLAGS FOR CURNT/NXT S.E.
-----	------	-----------	---	----------	----------------------------

DEFINITION OF CONTROL FLAG 1

104	(68)	BITSTRING	1	JQEFLG1	CONTROL FLAG 1
		1... ..		JQEALLOC	"BIT0" THIS JQE CURRENTLY ALLOCATED
		.1... ..		JQENORD	"BIT1" RO ACCESS PROHIBITED
		..1.		JQEDEL	"BIT2" ALLOW TYPE=DEL ONLY
		...1		JQEFREEZ	"BIT3" SAME AS JCTFREEZ
	 1...		JQERESDT	"BIT4" JCT IS RESIDENT
	1..		JQEDSENQ	"BIT5" JOB IS HELD DUE TO

....	..1.	JQECAT	DS ENQ "BIT6" CATASTROPHIC ERR JQE OR JCT
....	...1	JQEMSG	"BIT7" CAT ERR MSG ISSUED

DEFINITION OF CONTROL FLAG 5

105	(69)	BITSTRING	1	JQEFL5	CONTROL FLAG 5
		1...	JQETQPNP	"BIT0" TQI PENDING FLAG ON IF JQE IS FOR JOB WHICH HAS NOT YET RECEIVED A COMMIT
		.1..	JQEFL5R1	"BIT1" RESERVED
		..1.	JQEFL5R2	"BIT2" RESERVED
		...1	JQEFL5R3	"BIT3" RESERVED
		1...	JQEFL5R4	"BIT4" RESERVED
	1..	JQEFL5R5	"BIT5" RESERVED
	1.	JQEFL5R6	"BIT6" RESERVED
	1	JQEFL5R7	"BIT7" RESERVED
108	(6C)	FIXED	4	JQERSD01	RESERVED
112	(70)	FIXED	4	JQERSD02	RESERVED
116	(74)	FIXED	4	JQERSD03	RESERVED
120	(78)	FIXED	4	JQERSD04	RESERVED
		.111	11..	JQEEEND	END OF JQE
		.111	11..	JQESIZE	JQESIZE = JQE SIZE

Chapter 8. JQE/JCT Access Control Table — JQX

The JQE/JCT access control table (JQX) contains control information. It is used by the JQE and JCT access routines.

Function: The JQX is used by the JQE and JCT access routines.

Macro ID: BDTDJQX

DSECT name: JQXSTART

Created by: BDTGRJX

Size of fixed area: Hex 2C4 bytes

Pointed to by: TVTJQX

Location: In the BDT address space

OFFSETS TYPE LENGTH NAME DESCRIPTION

MAPS CONTROL TABLES USED BY BDT
 JQE/JCT ACCESS ROUTINES
 JQX (JQE/JCT ACCESS CONTROL TABLE)

0	(0)	CHARACTER	4	JQXID	CONTROL BLOCK ACRONYM
4	(4)	CHARACTER	4	JQXVERS#	CONTROL BLOCK VERSION ID
8	(8)	ADDRESS	2	JQXLNGTH	CONTROL BLOCK LENGTH
10	(A)	FIXED	2	JQXRSVD1	RESERVED
12	(C)	ADDRESS	4	JQX0AD	BDTINJC ADDR JQE0
16	(10)	ADDRESS	4	JQX1AD	BDTINJC ADDR JQE1
20	(14)	ADDRESS	4	JQX2AD	BDTINJC ADDR JQE2
24	(18)	ADDRESS	4	JQX4AD	BDTINJC ADDR JQE4
28	(1C)	ADDRESS	4	JQXJEND	BDTINJC END OF JQE4 TABLE
32	(20)	FIXED	4	JQXHINM	HI JOBNAME ADDR IN JQE3
36	(24)	FIXED	4	JQXHIIJQ	HI JQE ADDR IN JQE4
40	(28)	FIXED	4	JQXREAD	TOTAL JCT RREADS
44	(2C)	FIXED	4	JQXWRITE	TOTAL JCT RWRITES
48	(30)	FIXED	4	JQXTRKA	BDTINJC MRCH FOR JCT ADD (WARM/HOT)
52	(34)	FIXED	4	JQXWCT	WRITE ITERATION COUNT
56	(38)	FIXED	4	JQXMRCH	BDTINIO FIRST JCT REC MRCH
60	(3C)	FIXED	2	JQXRTRK	BDTINIO REC/TRK ON JCT DEVICE
62	(3E)	FIXED	2	JQXHCYL	BDTINIO HEADS/CYL ON JCT DEVICE
64	(40)	FIXED	2	JQXCNT	BDTINJC TOTAL ACTV BYTES IN JQE1 TBL
66	(42)	FIXED	2	JQXCURNT	CURRENT JQE ALLOCATION
68	(44)	FIXED	2	JQXHW	HI H2O JQE ALLOCATION
70	(46)	FIXED	2	JQXJMAX	BDTINIO TOTAL JCT RECORDS IN EXTENT
72	(48)	FIXED	2	JQXRCUR	CURRENT RESIDENT JCT COUNT
74	(4A)	FIXED	2	JQXMXSZ	BDTINIO JCT + SE'S + SRF PREFIX SIZE
76	(4C)	BITSTRING	1	JQXRSVD2	RESERVED

DEFINITION OF JQE/JCT CONTROL FLAG 1

77	(4D)	BITSTRING	1	JQXFLG1	JQE/JCT CONTROL FLAG 1
		1... ..		JQXINIT	"BIT0" JQE/JCT INIT COMPLETE

.1..	JQXPRNJE	"BIT1" REMOVE NJE TRANSACTION FROM JOB QUEUE
..1.	JQXFL1R2	"BIT2" RESERVED
...1	JQXFL1R3	"BIT3" RESERVED
.... 1...	JQXFL1R4	"BIT4" RESERVED
.... .1..	JQXFL1R5	"BIT5" RESERVED
.... ..1.	JQXFL1R6	"BIT6" RESERVED
.... ...1	JQXFL1R7	"BIT7" RESERVED

DEFINITION OF JQE/JCT CONTROL FLAG 2

78	(4E)	BITSTRING	1	JQXFLG2	JQE/JCT CONTROL FLAG 2
		1...		JQXFL2R0	"BIT0" RESERVED
		.1..		JQXFL2R1	"BIT1" RESERVED
		..1.		JQXFL2R2	"BIT2" RESERVED
		...1		JQXFL2R3	"BIT3" RESERVED
	 1...		JQXFL2R4	"BIT4" RESERVED
	1..		JQXFL2R5	"BIT5" RESERVED
	1.		JQXFL2R6	"BIT6" RESERVED
	1		JQXFL2R7	"BIT7" RESERVED

DEFINITION OF JQE/JCT CONTROL FLAG 3

79	(4F)	BITSTRING	1	JQXFLG3	JQE/JCT CONTROL FLAG 3
		1...		JQXFL3R0	"BIT0" RESERVED
		.1..		JQXFL3R1	"BIT1" RESERVED
		..1.		JQXFL3R2	"BIT2" RESERVED
		...1		JQXFL3R3	"BIT3" RESERVED
	 1...		JQXFL3R4	"BIT4" RESERVED
	1..		JQXFL3R5	"BIT5" RESERVED
	1.		JQXFL3R6	"BIT6" RESERVED
	1		JQXFL3R7	"BIT7" RESERVED
80	(50)	FIXED	4	JQXRESV3	RESERVED
88	(58)	FIXED	4	JQXRESV4	RESERVED

PRIORITY LEVEL ACCESS CONTROL FIELDS
 THE FIRST SIXTEEN SLOTS IN EACH FIELD ARE FOR FTF JOBS
 (PRIORITY 0-15) AND THE NEXT SIXTEEN SLOTS IN EACH FIELD
 ARE FOR NJE JOBS(PRIORITY(0-15)).

100	(64)	FIXED	2	JQXPHEAD	FIRST JOB PRTY
164	(A4)	FIXED	2	JQXPSTAIL	LAST JOB PRTY
228	(E4)	FIXED	2	JQXPCHN	NEXT JOB (PRTY SCAN)
292	(124)	BITSTRING	5	JQXPENQ	ENQ BYTE/FCT ADDR PRTY
452	(1C4)	FIXED	4	JQXPENQ2	ENQ CALLER RETURN ADDR

JQX PRIORITY STATUS
 TO ADDRESS FLAG BYTES FOR A SPECIFIC PRIORITY
 ASSUME R1=PRIORITY, R2=ADDRESS OF JQXPSTAT
 MH R1,=H'L'JQXPSTAT' PRTY ENTRY SIZE
 AR R2,R1 ADDR PRTY STATUS WORD
 USING JQXPSTAT,R2 BASE FOR PRTY STATUS WORD
 ACCESS JQXPFL0-3 AS REQUIRED
 DROP R2 RESET

580	(244)	FIXED	4	JQXPSTAT	PRTY STATUS (1 FLWD/PRTY)
-----	-------	-------	---	----------	---------------------------

DEFINITION OF PRIORITY STATUS FLAG 0

580	(244)	BITSTRING	1	JQXPFL0	PRIORITY STATUS
		1... ..		JQXPHOLD	"BIT0" PRTY IS HELD PRTY
		..1.		JQXPREST	"BIT2" JOBS REQ RESTART PROCESSING
		...1		JQXPRELH	"BIT3" PRIORITY RELEASED FROM HOLD
	 1...		JQXFL0R1	"BIT4" RESERVED
	1..		JQXFL0R2	"BIT5" RESERVED
	1.		JQXFL0R3	"BIT6" RESERVED
	1		JQXFL0R4	"BIT7" RESERVED
581	(245)	BITSTRING	1	JQXPFL1	RESERVED
582	(246)	BITSTRING	1	JQXPFL2	COMPOSITE JCTFL2
583	(247)	BITSTRING	1	JQXPFL3	RESERVED
580	(244)	FIXED	4	JQXPTYCW	INIT PRTY CONTROL WORDS
580	(244)			JQXEND	END OF JQX

Chapter 9. Logical Unit Control Table — LCT and LCTLU

A logical unit control table (LCT) describes either a SNA session or a VLU associated with a node. An LCT describing a session provides the interface with an LCB (an LCB contains the status of a session).

The logical control table for logical units (LCTLU) is an extension of the LCTs that describe the VLUs associated with a node. It describes inbound and outbound buffers associated with data transfer.

Function: The LCT is used by BDT SNA to control sessions and to interleave data transfers and communication about those transfers on a single session with a node.

Macro ID: BDTLCT

DSECT name: LCTSTART

Created by: BDTINR2, at BDT initialization (LCTLU are created by BDTSCINT at SNA initialization.)

Size: Hex 84 bytes, hex F4 bytes including LCTLU.

Pointed to by: GLADDR, LCBLCT, LCTLUSAD, LCTCHAIN, LCTNODCH, LCTTYPCH, LCTLUVARS, TVTIFC, TVTXFER, TVTSNLTP, TVTLCTUN, RLTLNLPTR, RLTLCTAD

Location: In the BDT address space

OFFSETS TYPE LENGTH NAME DESCRIPTION

BDT LOGICAL UNIT CONTROL BLOCK MAPPING MACRO
 FORMAT OF EACH LOGICAL UNITS TABLE ENTRY

0	(0)	CHARACTER	4	LCTHDR	CONTROL BLOCK ACRONYM
4	(4)	CHARACTER	4	LCTREL	VERSION RELEASE ID
8	(8)	ADDRESS	2	LCTFLEN	FIXED LENGTH

10	(A)	FIXED	2	LCTRSVD1	RESERVED
12	(C)	ADDRESS	4	LCTRLT	ADDR RLT ENTRY
16	(10)	ADDRESS	4	LCTCHAIN	ADDR NEXT LCT
20	(14)	ADDRESS	4	LCTTYPCH	ADDR NEXT LCT OF SAME TYPE
24	(18)	ADDRESS	4	LCTNODCH	ADDR NEXT LCT OF SAME NODE
28	(1C)	ADDRESS	4	LCTLVARS	LU VARIABLE SEGMENT
32	(20)	ADDRESS	4	LCTLGETA	LGET AREA ADDR
36	(24)	ADDRESS	2	LCTLGETL	LGET DATA LENGTH
38	(26)	ADDRESS	2	LCTLGETD	LGET DISPLACEMENT
40	(28)	ADDRESS	4	LCTMSKEF	POST MASK, ECF ADR (COM VLU)
40	(28)	BITSTRING	3	LCTRSD02	RESERVED
43	(2B)	BITSTRING	1	LCTMSK	POST ECF MASK (COMM VLU)
44	(2C)	ADDRESS	4	LCTMSKAD	POST ECF ADDRESS (COMM VLU)
48	(30)	ADDRESS	2	LCTNOLU	LU NUMBER ON NODE
50	(32)	ADDRESS	2	LCTJOBNO	JOB NUMBER THAT HAS LU ALLOCATE
52	(34)	ADDRESS	4	LCTFCT	CALLER'S FCT ADDRESS
56	(38)	CHARACTER	8	LCTTYPE	LOGICAL LU TYPE
56	(38)	CHARACTER	3	LCTTGEN	GENERAL LU TYPE
59	(3B)	CHARACTER	5	LCTTSPEC	SPECIFIC LU TYPE
64	(40)	CHARACTER	11	LCTDD	LOGICAL LU DDNAME
64	(40)	CHARACTER	8	LCTNODE	LOGICAL LU NODE NAME
72	(48)	CHARACTER	3	LCTVLUNO	LOGICAL LU NUMBER
72	(48)	CHARACTER	1	LCTVLUCC	FIRST CHARACTER OF FTF VLU ID
73	(49)	CHARACTER	2	LCTVLUN2	VLU NUMBER
75	(4B)	BITSTRING	1	LCTLPUTF	LPUT FLAGS
76	(4C)	ADDRESS	4	LCTLPUTA	LPUT AREA ADDRESS (COM VLU)
80	(50)	FIXED	2	LCTLPUTL	LPUT DATA LENGTH (COM VLU)
82	(52)	FIXED	2	LCTLPUTD	LPUT DISPLACEMENT (COM VLU)
84	(54)	FIXED	2	LCTNJSEQ	SEQUENCE NUMBER FOR NJE NODES
86	(56)	FIXED	2	LCTNJSR1	RESERVED
88	(58)	FIXED	4	LCTIFCBF	IFC INPUT BUFFER ADDRESS
96	(60)		8	LCTOUTQ	IFC OUTPUT QUEUE
96	(60)	ADDRESS	4	LCTOUTQU	PTR TO FIRST IFC ON QUEUE
100	(64)	ADDRESS	4	LCTOUTCT	NUMBER OF IFC'S ON QUEUE
104	(68)	FIXED	4	LCTFLAGS	LCTUNITS FLAG BYTES

DEFINITION OF LCTFLAGX (BUFFER STATUS)
(MUST BE MODIFIED WITH COMPARE AND SWAP)

104	(68)	BITSTRING	1	LCTFLAGX	ASYNCHRONOUSLY CHANGING FLAG
		1...		LCTEODAP	"BIT0" ACK PENDING FOR EOD (COM LU)
		.1...		LCTFLXR1	"BIT1" RESERVED
		..1.		LCTFLXR2	"BIT2" RESERVED
		...1		LCTFLXR3	"BIT3" RESERVED
		...1		LCTLPTAC	"BIT4" COM LPUT TO BE DEQUEUED
	1..		LCTFLXR4	"BIT5" RESERVED
	1.		LCTBFRCV	"BIT6" COM INPUT BUF RECVD
	1		LCTBFSNT	"BIT7" COM OUTPUT BUF SENT

DEFINITION OF LCTFLAG1 (VLU STATUS)

105	(69)	BITSTRING	1	LCTFLAG1	LCTUNITS FLAG 1
		1...		LCTOFFLN	"BIT0" LU VARIED OFFLINE
		.1...		LCTBDTOF	"BIT1" REMOTE LU NOT AVAILABLE
		..1.		LCTBDTAL	"BIT2" BDT LU IS ALLOCATED
		...1		LCTBDTAB	"BIT3" BDT LINE IS ABORTING
	 1...		LCTBDT00	"BIT4" LU OPEN FOR OUTPUT
	1..		LCTBDTOI	"BIT5" LU OPEN FOR INPUT

....	..1.	LCTEOD	"BIT6" LU REACHED EOD
....	...1	LCTFLUSH	"BIT7" FLUSH INPUT UNTIL SOD

DEFINITION OF LCTFLAG2 (VLU TYPE)

106	(6A)	BITSTRING	1	LCTFLAG2	LCTUNITS FLAG 2
		1... ..		LCTBDTLN	"BIT0" BDT LINE LU
		.1.. ..		LCTBDTTR	"BIT1" BDT TRANSFER LU
		..1.		LCTBDTCM	"BIT2" BDT COM LU (SYSTEM FUNCTION)
		...1		LCTNJE	"BIT3" NODE TYPE IS NJE
	 1..		LCTBDTSC	"BIT4" SECONDARY LU (LOCAL)
	1..		LCTFL2R1	"BIT5" RESERVED
	1.		LCTBDTFR	"BIT6" LU FENCED 'FROM'
	1		LCTBDTTO	"BIT7" LU FENCED 'TO'

DEFINITION OF LCTFLAG3 (VLU CONTROL FLAG)

107	(6B)	BITSTRING	1	LCTFLAG3	VLU CONTROL FLAG
		1... ..		LCTVTERM	"BIT0" VLU TERMINATION IN PROGRESS
		.1.. ..		LCTFL3R1	"BIT1" RESERVED
		..1.		LCTNJEST	"BIT2" SNA TERM. EXTENSION SUPPORTED
		...1		LCTSODSN	"BIT3" START OF DATA SENT
	 1..		LCTOPNOU	"BIT4" OPENED FOR OUTPUT (LCTBDTOO)
	1..		LCTOPNIN	"BIT5" OPENED FOR INPUT (LCTBDTOI)
	1.		LCTBFLMT	"BIT6" VLU HAS ITS LIMIT OF TWO BUFFERS
	1		LCTLRDPD	"BIT7" VLU HAS AN LREAD REQUEST PENDING

DEFINITION OF LCTCSOPT (COMPRESSION OPTION FLAG)

108	(6C)	BITSTRING	1	LCTCSOPT	COMPRESSION OPTION FLAG
		1... ..		LCTCNDUP	"BIT0" NJE DUPLICATE IN COMPRESSION
		.1.. ..		LCTCRDUP	"BIT1" REPEATED DUP. COMPRESSION
		..1.		LCTCOPR1	"BIT2" RESERVED
		...1		LCTCOPR2	"BIT3" RESERVED
	 1..		LCTCOPR3	"BIT4" RESERVED
	1..		LCTCOPR4	"BIT5" RESERVED
	1.		LCTCOPR5	"BIT6" RESERVED
	1		LCTCOPR6	"BIT7" RESERVED

DEFINITION OF LCTCSDAP (SAME AS LCTCSOPT)

109	(6D)	BITSTRING	1	LCTCSDAP	DAP COMPRESSION FLAG
		1... ..		LCTCSDUP	"BIT0" NJE DUPLICATE IN COMPRESSION
		.1.. ..		LCTCSRDP	"BIT1" REPEATED DUP. COMPRESSION

		..1.		LCTCSDR1	"BIT2" RESERVED
		...1		LCTCSDR2	"BIT3" RESERVED
	 1...		LCTCSDR3	"BIT4" RESERVED
	1..		LCTCSDR4	"BIT5" RESERVED
	1.		LCTCSDR5	"BIT6" RESERVED
	1		LCTCSDR6	"BIT7" RESERVED
110	(6E)	BITSTRING	1	LCTSDSEQ	START OF DATA SEQ NUMBER
111	(6F)	BITSTRING	1	LCTRSVU2	RESERVED
112	(70)	ADDRESS	2	LCTCSLEN	COMPRESSED DATA LENGTH

DEFINITION OF THE LCTFLAG4

114	(72)	BITSTRING	1	LCTFLAG4	LCTFLAG4
		1...		LCTTQLSD	"BIT0" LINE IS IN SLOWDOWN FOR TQI
		.1..		LCTTQSDP	"BIT1" TQI POST REQUIRED WHEN IFC LOW
		..1.		LCTFL4S1	"BIT2" RESERVED
		...1		LCTFL4S2	"BIT3" RESERVED
	 1...		LCTFL4S3	"BIT4" RESERVED
	1..		LCTFL4S4	"BIT5" RESERVED
	1.		LCTFL4S5	"BIT6" RESERVED
	1		LCTOPOFF	"BIT7" OPERATOR VARY ACROSS SESSIONS
		11..		LCTTQSLO	"LCTTQLSD+LCTTQSDP" LINE IN SLOWDOWN AND TQI NEEDS POSTING
115	(73)	BITSTRING	1	LCTTQRS1	RESERVED
116	(74)	BITSTRING	1	LCTBSTRM	NJE BINARY STREAM ID
117	(75)	CHARACTER	3	LCTESTRM	NJE EBCDIC STREAM NAME
120	(78)	ADDRESS	4	LCTTQRS3	RESERVED
124	(7C)	ADDRESS	4	LCTTQRS4	RESERVED
128	(80)	ADDRESS	8	LCTTQRS5	RESERVED
136	(88)	FIXED	4	LCTFEND	END OF FIXED AREA
136	(88)	BITSTRING	1	LCTFSSIZE	LCTUNITS FIXED SIZE

FORMAT OF THE NODE VLU VARIABLE SEGMENT

0	(0)	CHARACTER	4	LCTLUHDR	GENERATE HEADER
4	(4)	CHARACTER	4	LCTLUREL	GENERATE LENGTH
8	(8)	ADDRESS	2	LCTLULEN	GENERATE LENGTH
10	(A)	FIXED	2	LCTLURS1	RESERVED
12	(C)	ADDRESS	4	LCTLUSAD	LCTUNITS ADDR
16	(10)	ADDRESS	4	LCTLUDCL	PTR COMPRESSION PARM LIST
20	(14)	ADDRESS	4	LCTLULIN	LINE LCTLN SEGMENT ADDR
24	(18)	ADDRESS	4	LCTLULUE	PTR NXT LU (CHAINS ENDS)
28	(1C)	ADDRESS	4	LCTLULUL	PTR NXT LU (CHAIN CIRCULAR)
32	(20)	ADDRESS	2	LCTLUBFN	BUFNO
34	(22)	ADDRESS	2	LCTLUREC	GIVEN RECORD SIZE
36	(24)	ADDRESS	2	LCTLUMAX	MAX RECORD SIZE
38	(26)	ADDRESS	2	LCTLUSIZ	NODE BUFFER SIZE
40	(28)	BITSTRING	1	LCTLUBIT	LU ID NUMBER
41	(29)	BITSTRING	1	LCTLUXFG	USER REQUEST FLAGS
42	(2A)	BITSTRING	1	LCTLUISQ	INPUT BUF SEQ COUNTER
43	(2B)	BITSTRING	1	LCTLUOSQ	OUTPUT BUF SEQ COUNTER
44	(2C)	ADDRESS	4	LCTLUIBQ	INPUT BUFFER QUEUE
48	(30)	ADDRESS	4	LCTLUIQD	INPUT QUEUE DEPTH
52	(34)	ADDRESS	4	LCTLUACK	NUMBER OF PENDING ACKS FOR INPUT BUFFERS PROCESSED
56	(38)	ADDRESS	4	LCTLUIBE	INPUT BUFFER BEING EMPTIED
60	(3C)	ADDRESS	4	LCTLUOBQ	OUTPUT BUFFER QUEUE

64	(40)	ADDRESS	4	LCTLUOQD	OUTPUT QUEUE DEPTH
68	(44)	ADDRESS	4	LCTLUSNT	NUMBER OF PENDING ACKS FOR OUTPUT BUFFERS SENT
72	(48)	ADDRESS	4	LCTLUOBF	OUTPUT BUFFER BEING FILLED
76	(4C)	ADDRESS	4	LCTLUOBS	OUTPUT BUFFER SENT

DEFINITION OF LU FLAG 2

80	(50)	BITSTRING	1	LCTLUFL2	LU FLAG 2
		1... ..		LCTLU2AE	"BIT0" ACKNOWLEDGE END OF STREAM
		.1.. ..		LCTLU2BA	"BIT1" BUFFER AVAILABLE TO SEND DATA
		..1.		LCTLU2SC	"BIT2" SEND A SENDER CANCEL
		...1		LCTLU2RC	"BIT3" RECEIVER CANCEL RECEIVED
	 1...		LCTLU2R5	"BIT4" RESERVED
	1..		LCTLU2R6	"BIT5" RESERVED
	1.		LCTLU2R7	"BIT6" RESERVED
	1		LCTLU2SU	"BIT7" SEQNO UPDATED

DEFINITION OF LU FLAG 3

81	(51)	BITSTRING	1	LCTLUFL3	LU FLAG 3
		1... ..		LCTLU3CR	"BIT0" JOB CANCEL FOR left 0 RESCHEDULE
		.1.. ..		LCTLU3CH	"BIT1" JOB CANCEL FOR HOLD
		..1.		LCTLU3R3	"BIT2" RESERVED
		...1		LCTLU3R4	"BIT3" RESERVED
	 1...		LCTLU3R5	"BIT4" RESERVED
	1..		LCTLU3R6	"BIT5" RESERVED
	1.		LCTLU3R7	"BIT6" RESERVED
	1		LCTLU3R8	"BIT7" RESERVED

RESERVED AREA

82	(52)	BITSTRING	2	LCTRSVU3	RESERVED
84	(54)	FIXED	4	LCTRSVU4	RESERVED
88	(58)	FIXED	4	LCTRSVD3	RESERVED
92	(5C)	FIXED	4	LCTRSVD4	RESERVED
96	(60)	FIXED	4	LCTRSVD5	RESERVED
100	(64)	FIXED	4	LCTRSVD6	RESERVED

LU DDN INFORMATION

104	(68)	CHARACTER	8	LCTLUDDN	LU DDN
104	(68)	CHARACTER	1	LCTLUDDC	LU DDN SEQUENCE CONTROL CHAR.
105	(69)	CHARACTER	4	LCTLUDDSE	LU DDN SEQUENCE NUMBER
109	(6D)	CHARACTER	1	LCTLUDDV	LU DDN VLU NUMBER CONTROL CHAR.
110	(6E)	CHARACTER	2	LCTLUNIT	LU DDN VLU NUMBER
112	(70)	FIXED	4	LCTLUEND	END OF ENTRY
112	(70)	BITSTRING	1	LCTLUSZE	LEN OF EXTENSION

CROSS REFERENCE

NAME	HEX OFFSET	HEX VALUE	LEVEL
------	---------------	--------------	-------

LCTBDTAB	69	10	2
LCTBDTAL	69	20	2
LCTBDTCM	6A	20	2
LCTBDTFR	6A	2	2
LCTBDTLN	6A	80	2
LCTBDTOF	69	40	2
LCTBDTOI	69	4	2
LCTBDTOO	69	8	2
LCTBDTSC	6A	8	2
LCTBDTTO	6A	1	2
LCTBDTTR	6A	40	2
LCTBFLMT	6B	2	2
LCTBFRCV	68	2	2
LCTBFSNT	68	1	2
LCTBSTRM	74		2
LCTCHAIN	10		2
LCTCNDUP	6C	80	2
LCTCOPR1	6C	20	2
LCTCOPR2	6C	10	2
LCTCOPR3	6C	8	2
LCTCOPR4	6C	4	2
LCTCOPR5	6C	2	2
LCTCOPR6	6C	1	2
LCTCRDUP	6C	40	2
LCTCSDAP	6D		2
LCTCSDR1	6D	20	2
LCTCSDR2	6D	10	2
LCTCSDR3	6D	8	2
LCTCSDR4	6D	4	2
LCTCSDR5	6D	2	2
LCTCSDR6	6D	1	2
LCTCSDUP	6D	80	2
LCTCSLEN	70		2
LCTCSOPT	6C		2
LCTCSRDP	6D	40	2
LCTDD	40		2
LCTEOD	69	2	2
LCTEODAP	68	80	2
LCTESTRM	75		2
LCTFCT	34		2
LCTFEND	88		2
LCTFLAGS	68		2
LCTFLAGX	68		2
LCTFLAG1	69		2
LCTFLAG2	6A		2
LCTFLAG3	6B		2
LCTFLAG4	72		2
LCTFLEN	8	84	2
LCTFLUSH	69	1	2
LCTFLXR1	68	40	2
LCTFLXR2	68	20	2
LCTFLXR3	68	10	2
LCTFLXR4	68	4	2
LCTFL2R1	6A	4	2
LCTFL3R1	6B	40	2
LCTFL4S1	72	20	2
LCTFL4S2	72	10	2
LCTFL4S3	72	8	2
LCTFL4S4	72	4	2
LCTFL4S5	72	2	2
LCTFSIZE	88		2
LCTHDR	0	D3C3	2
LCTIFCBF	58	0	2
LCTJOBNO	32		2
LCTLGETA	20		2
LCTLGETD	26		2
LCTLGETL	24		2

LCTLPTAC	68	8	2
LCTLPUTA	4C		2
LCTLPUTD	52		2
LCTLPUTF	4B	0	2
LCTLPUTL	50		2
LCTLRDPD	6B	1	2
LCTLUACK	34		2
LCTLUBFN	20		2
LCTLUBIT	28	0	2
LCTLUDDL	10		2
LCTLUDDC	68		2
LCTLUDDN	68		2
LCTLUDDV	6D		2
LCTLUOSE	69		2
LCTLUEND	70		2
LCTLUFL2	50		2
LCTLUFL3	51		2
LCTLUHDR	0	D3C3	2
LCTLUIBE	38		2
LCTLUIBQ	2C		2
LCTLUIQD	30		2
LCTLUISQ	2A	0	2
LCTLULEN	8	70	2
LCTLULIN	14		2
LCTLULUE	18		2
LCTLULUL	1C		2
LCTLUMAX	24		2
LCTLUNIT	6E		2
LCTLUOBF	48		2
LCTLUOBQ	3C		2
LCTLUOBS	4C		2
LCTLUOQD	40		2
LCTLUOSQ	2B	0	2
LCTLUREC	22		2
LCTLUREL	4	F2F0	2
LCTLURS1	A		2
LCTLUSAD	C		2
LCTLUSIZ	26		2
LCTLUSNT	44		2
LCTLUSZE	70		2
LCTLXFG	29	0	2
LCTLU2AE	50	80	2
LCTLU2BA	50	40	2
LCTLU2RC	50	10	2
LCTLU2R5	50	8	2
LCTLU2R6	50	4	2
LCTLU2R7	50	2	2
LCTLU2SC	50	20	2
LCTLU2SU	50	1	2
LCTLU3CH	51	40	2
LCTLU3CR	51	80	2
LCTLU3R3	51	20	2
LCTLU3R4	51	10	2
LCTLU3R5	51	8	2
LCTLU3R6	51	4	2
LCTLU3R7	51	2	2
LCTLU3R8	51	1	2
LCTLVARS	1C		2
LCTMSK	2B	0	2
LCTMSKAD	2C		2
LCTMSKEF	28		2
LCTNJE	6A	10	2
LCTNJEST	6B	20	2
LCTNJSEQ	54		2
LCTNJSR1	56		2
LCTNODCH	18		2
LCTNODE	40		2

LCTNOLU	30		2
LCTOFFLN	69	80	2
LCTOPNIN	6B	4	2
LCTOPNOU	6B	8	2
LCTOPOFF	72	1	2
LCTOUTCT	64		2
LCTOUTQ	60		2
LCTOUTQU	60		2
LCTREL	4	F2F0	2
LCTRLT	C		2
LCTRS02	28		2
LCTRSVD1	A	0	2
LCTRSVD3	58	0	2
LCTRSVD4	5C	0	2
LCTRSVD5	60	0	2
LCTRSVD6	64	0	2
LCTRSVU2	6F	0	2
LCTRSVU3	52		2
LCTRSVU4	54	0	2
LCTSDSEQ	6E	0	2
LCTSODSN	6B	10	2
LCTTGEN	38		2
LCTTQLSD	72	80	2
LCTTQRS1	73	0	2
LCTTQRS3	78		2
LCTTQRS4	7C		2
LCTTQRS5	80		2
LCTTQSDP	72	40	2
LCTTQSLO	72	C0	2
LCTTSPEC	3B		2
LCTTYPCH	14		2
LCTTYPE	38		2
LCTVLUCC	48		2
LCTVLUNO	48		2
LCTVLUN2	49		2
LCTVTERM	6B	80	2

Chapter 10. Master Job Definition — MJD

The master job definition (MJD) contains job-related and data set information from the transaction, parameters from the generic MJD, and information gathered as BDT processes the job. There is one MJD for each job. The major portion of the MJD is the dynamic allocation text units used to allocate the “from” and “to” data sets involved in the data transfer.

The MJD is associated with a BSID from the time a transaction is first received until the MJD is placed on the work queue.

Function:	The MJD is used in scheduling jobs.
Macro ID:	BDTDMJD
DSECT name:	MJDSTART
Created by:	BDTLP, called from either the BDT, user, or JESaddress space.
Size of fixed area:	Hex 160 bytes
Pointed to by:	RSQAJDBR, when active in the address space; JCTMJDDDB, for the MJD on the work queue
Location:	The MJD originally resides in the address space of the caller. If TQI is active, the MJD is also written to the TQI checkpoint data set. BDT reads it and writes it to the BDT work queue, where it stays while the job is active. The accounting driver processes it on the work queue after the job is purged.

OFFSETS TYPE LENGTH NAME DESCRIPTION

BDT MASTER JOB DEFINITION CONTROL BLOCK

FIXED PART OF THE MJD

0	(0)	FIXED	4	MJDID	CONTROL BLOCK IDENTIFIER
4	(4)	CHARACTER	4	MJDVER#	BDT VERSION NUMBER
8	(8)	FIXED	2	MJDFXDLN	LENGTH OF FIXED PART OF THE MJD
10	(A)	FIXED	2	MJDTOTLN	TOTAL LENGTH OF THE MJD
12	(C)	FIXED	2	MJDFRCPD	SOURCE CKPT AREA DISPLACEMENT
14	(E)	FIXED	2	MJDFRCPL	SOURCE CKPT AREA LENGTH
	 11..		MJDFRCP	"MJDFRCPD,*-MJDFRCPD,C'H"
16	(10)	FIXED	2	MJDTOCPD	DESTINATION CKPT AREA DISPLACEMENT
18	(12)	FIXED	2	MJDTOCPD	DESTINATION CKPT AREA LENGTH
		...1		MJDTOCP	"MJDTOCPD,*-MJDTOCPD,C'H"
	 11..		MJDPC	"MJDFRCPD,*-MJDFRCPD,C'H"
		..1. .1..		MJDCCKDEF	"36" DEFAULT DAP CHECKPOINT LEN.
20	(14)	CHARACTER	8	MJDJOBNM	JOB NAME

JOB PRIORITY AND LOCATION INFORMATION

28	(1C)	ADDRESS	1	MJDPRTY	JOB PRIORITY
29	(1D)	CHARACTER	8	MJDLOC	LOCATION
29	(1D)	CHARACTER	8	MJDFRLOC	SOURCE LOCATION
37	(25)	CHARACTER	8	MJDTOLOC	DESTINATION LOCATION

DAP INFORMATION

45	(2D)	CHARACTER	8	MJDDAP	DAP NAME
45	(2D)	CHARACTER	8	MJDFRDAP	SOURCE DAP NAME
53	(35)	CHARACTER	8	MJDTODAP	DESTINATION DAP NAME
61	(3D)	CHARACTER	4	MJDXHDR	CONTROL BLOCK ACRONYM
65	(41)	CHARACTER	4	MJDXREL	VERSION ID
69	(45)	ADDRESS	2	MJDXLEN	XOID LENGTH
71	(47)	BITSTRING	8	MJDXBSI	XACTION ORIGIN BDT SYS ID
79	(4F)	BITSTRING	8	MJDXBSN	XACTION ORIGIN BDT SYS NAME

TRANSACTION ORIGIN TYPE

87	(57)	BITSTRING	1	MJDXTYP	XACTION ORIGIN TYPE
	1		MJDTSO	"1" TSO USER
	1.		MJDJES	"2" JES CONSOLE
	11		MJDBTCH	"3" BATCH JOB
	1..		MJDMCS	"4" MCS CONSOLE
	1.1		MJDLOG	"5" JOB MESSAGE LOG
	11.		MJDFCT	"6" BDT FCT
	111		MJDJMC	"7" JES MESSAGE CLASS
	 1...		MJDRDEV	"8" BEGIN DEVELOPMENT DEFINED XOIDXTYP
		1...		MJDUSER	"128" BEGIN USER DEFINED XOIDXTYP

FLAG 1 DEFINITION

88	(58)	BITSTRING	1	MJDXFL1	XOID FLAG 1
		1...		MJDXMCL	"BIT0" SUPPRESSION OF

.1..	MJDX1R1	MESSAGE CLASS
..1.	MJDX1R2	"BIT1" RESERVED
...1	MJDX1R3	"BIT2" RESERVED
.... 1..	MJDX1R4	"BIT3" RESERVED
.... .1..	MJDX1R5	"BIT4" RESERVED
.... ..1.	MJDX1R6	"BIT5" RESERVED
.... ...1	MJDX1R7	"BIT6" RESERVED
		"BIT7" RESERVED

MISCELLANEOUS INFORMATION

89	(59)	CHARACTER	8	MJDXDDN	TRANSACTION ORIGIN DDNAME
89	(59)	CHARACTER	8	MJDUSID	TSO USERID
89	(59)	CHARACTER	8	MJDCNDD	JES CONSOLE DDNAME
89	(59)	CHARACTER	8	MJDJCLS	JES MESSAGE CLASS
89	(59)	CHARACTER	8	MJDBJNM	BATCH JOB NAME
89	(59)	ADDRESS	1	MJDMCSI	MCS CONSOLE ID
89	(59)	BITSTRING	2	MJDBJNO	BDT JOB NUMBER
89	(59)	BITSTRING	8	MJDDDRS	DDNAME

RESERVED FIELDS

97	(61)	BITSTRING	4	MJDXRD2	RESERVED
101	(65)	BITSTRING	4	MJDXRD3	RESERVED
105	(69)	BITSTRING	4	MJDXRS1	RESERVED
109	(6D)	BITSTRING	4	MJDXRS2	RESERVED
113	(71)	BITSTRING	4	MJDXRU1	RESERVED
117	(75)	BITSTRING	4	MJDXRU2	RESERVED
	.1.1	1.1.		MJDMCSA	MCS CONSOLE UX28 AUTH
	.111	1..1		MJDXEND	END OF XOID
	..11	11.1		MJDXOID	XOID EQUATE
	.1..	.111		MJDXALL	BSI EQUATE

TRANSACTION CODE

121	(79)	CHARACTER	8	MJDXCODE	TRANSACTION CODE
129	(81)	BITSTRING	1	MJDFLAG1	FLAGS
	..1.		MJDHOLD	"X'20'" QUEUE JOB IN OPERATOR HOLD STATUS
130	(82)	FIXED	2	MJDFRNTU	NUMBER OF SOURCE TEXT UNITS
132	(84)	FIXED	2	MJDTONTU	NUMBER OF DESTINATION TEXT UNITS
134	(86)	FIXED	2	MJDNETHC	NET HOLD COUNT

INFORMATION PERTAINING TO THE JOB

136	(88)	FIXED	4	MJDTIME	JOB TIME LIMIT .01 SEC
140	(8C)	BITSTRING	4	MJDJST	JOB ENTER TIME .01 SEC
144	(90)		4	MJDJSD	JOB ENTER DATE 00YYDDDF

INFORMATION PERTAINING TO EXECUTION

148	(94)	BITSTRING	4	MJDXST	EXECUTION START TIME
152	(98)		4	MJDXSD	EXECUTION START DATE

			1..1	.1..	MJDXSTD	"MJDXST,*-MJDXST,C'X'"
156	(9C)	BITSTRING	4		MJDXPT	EXECUTION STOP TIME
160	(A0)		4		MJDXPD	EXECUTION STOP DATE

NUMBER OF BYTES TRANSFERRED AND PRIORITY

164	(A4)	FIXED	4		MJDBTYPES	BYTES TRANSFERRED
168	(A8)	BITSTRING	1		MJDXPRTY	EXECUTION PRIORITY

'FROM' AND 'TO' VOLSEQ

169	(A9)	BITSTRING	1		MJDFRVSQ	'FROM' VOLSEQ
170	(AA)	BITSTRING	1		MJDTOVSQ	'TO' VOLSEQ

USER EXIT 27 STATUS FLAG

171	(AB)	BITSTRING	1		MJDTOFRM	UX27 STATUS FLAG
				1... ..	MJDTO	"BIT0" UX27 ENTERED FOR TO SIDE
				.1.. ..	MJDFROM	"BIT1" UX27 ENTERED FOR FROM SIDE
				..1.	MJDTOFR1	"BIT2" RESERVED
				...1	MJDTOFR2	"BIT3" RESERVED
			 1...	MJDTOFR3	"BIT4" RESERVED
			1..	MJDTOFR4	"BIT5" RESERVED
			1.	MJDTOFR5	"BIT6" RESERVED
			1	MJDTOFR6	"BIT7" RESERVED
172	(AC)	BITSTRING	11		MJDRESV1	RESERVED

FROM CPU INFORMATION

184	(B8)	FIXED	4		MJDFRCPU	FROM CPU TIME .01 SEC
188	(BC)	FIXED	4		MJDFRCPF	FROM CPU FACTOR
192	(C0)	BITSTRING	4		MJDFRCID	FROM CPU ID
				1.11 1..	MJDCPULN	"MJDFRCPU,*-MJDFRCPU,C'X'"

TO CPU INFORMATION

196	(C4)	FIXED	4		MJDTOCPU	TO CPU TIME .01 SEC
200	(C8)	FIXED	4		MJDTOCPF	TO CPU FACTOR
204	(CC)	BITSTRING	4		MJDTOCID	TO CPU ID
				1..1 11..	MJDEXECD	"MJDXPT,*-MJDXPT,C'X'"

NET ID AND JES JOB NUMBER

208	(D0)	CHARACTER	8		MJDNETID	NET ID
216	(D8)	FIXED	2		MJDJESJN	JES JOB NUMBER (TRANSACTION ORIGIN)

USER FLAG FIELDS

218	(DA)	BITSTRING	1	MJDUFLG1	USER FLAG1
219	(DB)	BITSTRING	1	MJDUFLG2	USER FLAG2

ADDITIONAL JOB IDENTIFICATION INFORMATION FOR NJE

220	(DC)	CHARACTER	16	MJDJSINF	JES3 GROUP ID AND GROUP ID
220	(DC)	CHARACTER	8	MJDJESNR	JES3 JOB NUMBER
228	(E4)	CHARACTER	8	MJDGRPID	JES3 GROUP ID

NJE FLAG FIELD DEFINITION INFORMATION FOR NJE

236	(EC)	BITSTRING	1	MJDNFLG1	NJE FLAG
		1... ..		MJDNJOB	"BIT0" NJE JOB REQUEST
		.1..		MJDNSOUT	"BIT1" NJE SYSOUT REQUEST
		..1.		MJDNF1R1	"BIT2" RESERVED
		...1		MJDNF1R2	"BIT3" RESERVED
	 1...		MJDNF1R3	"BIT4" RESERVED
	1..		MJDNF1R4	"BIT5" RESERVED
	1.		MJDNF1R5	"BIT6" RESERVED
	1		MJDNF1R6	"BIT7" RESERVED

NJE ACCOUNTING INFORMATION

237	(ED)	CHARACTER	2	MJD59NJT	JOB TYPE
237	(ED)	CHARACTER		MJD59JB	"C'JB'" DATA IS A JOB STREAM
237	(ED)	CHARACTER		MJD590P	"C'OP'" DATA IS COMPLETED SYSOUT
239	(EF)	BITSTRING	2	MJD59NUM	ORIGINAL JOB NUMBER
241	(F1)	CHARACTER	8	MJD59NAN	NETWORK ACCOUNT NUMBER
249	(F9)	CHARACTER	8	MJD59NAM	ORIGINAL JOB NAME
257	(101)	CHARACTER	8	MJD59NUI	NOTIFY USER ID
265	(109)	BITSTRING	8	MJD59NTD	JOB ENTRY DATE/ORIGIN TIME STAMP
273	(111)	CHARACTER	8	MJD59XQN	EXECUTION NODE NAME
281	(119)	CHARACTER	8	MJD59XQU	EXECUTION USER ID
289	(121)	CHARACTER	20	MJD59NPN	PROGRAMMER'S NAME
309	(135)	CHARACTER	8	MJD59NPR	PROGRAMMER'S ROOM NUMBER
317	(13D)	CHARACTER	8	MJD59NPD	PROGRAMMER'S DEPT NUMBER
325	(145)	CHARACTER	8	MJD59NPB	PROGRAMMER'S BUILDING NUMBER
333	(14D)	CHARACTER	8	MJD59NR1	RESERVED
341	(155)	CHARACTER	8	MJD59NR2	RESERVED
352	(160)	FIXED	4		
			MJDFIXD	"MJDSTART,*-MJDSTART,C'X'"

VARIABLE PART OF THE MJD

352	(160)	FIXED	4	MJDTEXTU	TEXT UNITS
-----	-------	-------	---	----------	------------

BDT TEXT UNIT KEY VALUES

NON-GENERIC KEY VALUES (MAY BE SPECIFIED ON SOURCE AND DESTINATION - SHOULD BE UNIQUE FROM DYNAMIC ALLOCATION KEYWORD VALUES)

....	...1	BTUMNG	"1" MINIMUM NON GENERIC KEY VALUE
------	------	--------	-----------------------------------

KEYS 200-220 ARE FOR USE BY THE USER ONLY.

1111	1...	BTUPRFX	"248" TSO USER DSN PREFIX	
1111	1..1	BTUSECP	"249" RACF PASSWORD PARAMETER	
1111	1.1.	BTUSECG	"250" RACF GROUP PARAMETER	
1111	1.11	BTUSECU	"251" RACF USER PARAMETER	
1111	11..	BTULOC	"252" LOCATION	
1111	11.1	BTUDAP	"253" DAP	
1111	111.	BTUSER	"254" USER PARAMETER	
1111	1111	BTUBDTNQ	"255" BDT DATA SET ENQUEUE TYPE	
352	(160) FIXED	4	BTUMXNG	"256" MAXIMUM NON GENERIC KEY VALUE

GENERIC KEY VALUES (MAY BE SPECIFIED ONLY ONCE PER TRANSACTION)

352	(160) FIXED	BTUMNG	"257" MINIMUM GENERIC KEY VALUE
352	(160) FIXED	BTUJOB	"257" JOB NAME
352	(160) FIXED	BTUACCT	"258" ACCOUNTING PARAMETERS
352	(160) FIXED	BTUPGMR	"259" PROGRAMMER NAME
352	(160) FIXED	BTUNETID	"260" NET ID
352	(160) FIXED	BTUNETHC	"261" NET HOLD COUNT
352	(160) FIXED	BTUNETRL	"262" NET RELEASE
352	(160) FIXED	BTUPRTY	"263" JOB PRIORITY
352	(160) FIXED	BTUTIME	"264" JOB TIME LIMIT
352	(160) FIXED	BTUGMJD	"265" USER SPECIFIED GMJD LIBRARY
352	(160) FIXED	BTUMSGCL	"266" MESSAGE CLASS
352	(160) FIXED	BTUHOLD	"267" JOB HOLD
352	(160) FIXED	BTUFAIL	"268" FAILURE OPTION
352	(160) FIXED	BTUDUMP	"269" DUMP OPTION
352	(160) FIXED	BTUNETCN	"270" NORMAL NET CONDITIONAL RELEASE
352	(160) FIXED	BTUNETCA	"271" ABNORMAL NET CONDITIONAL RELEASE
352	(160) FIXED	BTUCSOPT	"272" COMPRESSION OPTION
352	(160) FIXED	BTUSYSTEM	"273" BDT SUBSYSTEM ID
352	(160) FIXED	BTUDEFU	"274" RACF DEFAULT USER
352	(160) FIXED	BTUDEFG	"275" RACF DEFAULT
352	(160) FIXED	BTUDEFP	"276" RACF DEFAULT PASSWORD

KEYS 491-511 ARE FOR USE BY THE USER ONLY.

....	BTURACP0	"0" RACF PASSWORD 'OPEN' CODE
....	...1	BTURACP1	"1" RACF PASSWORD 'ENCRYPT' CODE
....	..1.	BTURACP2	"2" RACF PASSWORD 'IN CLEAR' CODE
352	(160) FIXED	BTUMXG	"512" MAXIMUM GENERIC KEY VALUE

SPECIAL KEY VALUES

352 (160) BITSTRING

BTUEOTU

"X'FFFF'" END OF TEXT UNITS

D.A AND BDT TEXT UNIT PARAMETER VALUE EQUATES

	 1...	BTUNQSHR	"X'08'" BDTENQ(SHR)
	1	BTUNQOLD	"X'01'" BDTENQ(OLD)
	1	BTUNQEXC	"BTUNQOLD" BDTENQ(EXC)
		1...	BTUCSNJE	"X'80'" CSOPT(NJEDUP NJE)
		.1.	BTUCSREP	"X'40'" CSOPT(REPDUP)
		.1.	BTUCSDUP	"BTUCSREP" CSOPT(DUP)
	11	BTUDEN0	"X'03'" DEN(0) (7 TRACK, 200 BPI)
		.1. ..11	BTUDEN1	"X'43'" DEN(1) (7 TRACK, 556 BPI)
		1... ..11	BTUDEN2	"X'83'" DEN(2) (7/9 TRACK, 800 BPI)
		11.. ..11	BTUDEN3	"X'C3'" DEN(3) (9 TRACK, 1600 BPI)
		11.1 ..11	BTUDEN4	"X'D3'" DEN(4) (9 TRACK, 6250 BPI)
	1	BTUUNCAT	"X'01'" DISP(UNCATLG)
	1.	BTUCATAL	"X'02'" DISP(CATLG)
	1.	BTUCATLG	"X'02'" DISP(CATLG)
	1..	BTUDELET	"X'04'" DISP(DELETE)
	 1...	BTUKEEP	"X'08'" DISP(KEEP)
352	(160)	BITSTRING	BTUPO	"X'0200'" DSORG(PO)
352	(160)	BITSTRING	BTUPS	"X'4000'" DSORG(PS)
	1	BTUNL	"X'01'" LABEL(NL)
	1.	BTUSL	"X'02'" LABEL(SL)
	1..	BTUNSL	"X'04'" LABEL(NSL)
	 1.1.	BTUSUL	"X'0A'" LABEL(SUL)
		...1	BTUBLP	"X'10'" LABEL(BLP)
		.1.1	BTULTM	"X'21'" LABEL(LTM)
		.1.	BTUAL	"X'40'" LABEL(AL)
		.1. 1...	BTUAUL	"X'48'" LABEL(AUL)
352	(160)	BITSTRING	BTULRECX	"X'8000'" LRECL(X)
		1...	BTUNETCD	"X'80'" NETCOND(DECREMENT)
		.1.	BTUNETCF	"X'40'" NETCOND(FLUSH)
		.1.	BTUNETCR	"X'20'" NETCOND(RETAIN)
	1.	BTURECMR	"X'02'" RECFM(M)
	1.	BTURECR	"X'02'" RECFM(R)
	1..	BTURECA	"X'04'" RECFM(A)
	1..	BTURECG	"X'04'" RECFM(G)
	 1...	BTURECS	"X'08'" RECFM(S)
		...1	BTURECB	"X'10'" RECFM(B)
		.1.	BTURECD	"X'20'" RECFM(D)
		.1.	BTURECT	"X'20'" RECFM(T)
		.1.	BTURECV	"X'40'" RECFM(V)
		1...	BTURECF	"X'80'" RECFM(F)
		11..	BTURECU	"X'C0'" RECFM(U)
	1.	BTUALX	"X'02'" ALX
	1..	BTUMXIG	"X'04'" MXIG
	 1...	BTUCONTG	"X'08'" CONTIG
	1	BTUOLD	"X'01'" OLD
	1.	BTUMOD	"X'02'" MOD
	1..	BTUNEW	"X'04'" NEW
	 1...	BTUSHR	"X'08'" SHR
		...1 ..11	BTUTRTC	"X'13'" TRTCH(C)
		.1. ..11	BTUTRTE	"X'23'" TRTCH(E)
		.1. 1.11	BTUTRTET	"X'2B'" TRTCH(ET)
		..11 1.11	BTUTRTT	"X'3B'" TRTCH(T)

CROSS REFERENCE

NAME	HEX OFFSET	HEX VALUE	LEVEL
BTUACCT	160	102	2
BTUAL	160	40	2
BTUALX	160	2	2
BTUAUL	160	48	2
BTUBDTNQ	160	FF	2
BTUBLP	160	10	2
BTUCATAL	160	2	2
BTUCATLG	160	2	2
BTUCONTG	160	8	2
BTUCSDUP	160	40	2
BTUCSNJE	160	80	2
BTUCSOPT	160	110	2
BTUCSREP	160	40	2
BTUDAP	160	FD	2
BTUDEFG	160	113	2
BTUDEFP	160	114	2
BTUDEFU	160	112	2
BTUDELET	160	4	2
BTUDEN0	160	3	2
BTUDEN1	160	43	2
BTUDEN2	160	83	2
BTUDEN3	160	C3	2
BTUDEN4	160	D3	2
BTUDUMP	160	10D	2
BTUEOTU	160	FFFF	2
BTUFAIL	160	10C	2
BTUGMJD	160	109	2
BTUHOLD	160	10B	2
BTUJOB	160	101	2
BTUKEEP	160	8	2
BTULOC	160	FC	2
BTULRECX	160	8000	2
BTULTM	160	21	2
BTUMNG	160	101	2
BTUMNNG	160	1	2
BTUMOD	160	2	2
BTUMSGCL	160	10A	2
BTUMXG	160	200	2
BTUMXIG	160	4	2
BTUMXNG	160	100	2
BTUNETCA	160	10F	2
BTUNETCD	160	80	2
BTUNETCF	160	40	2
BTUNETCN	160	10E	2
BTUNETCR	160	20	2
BTUNETHC	160	105	2
BTUNETID	160	104	2
BTUNETRL	160	106	2
BTUNEW	160	4	2
BTUNL	160	1	2
BTUNQEXC	160	1	2
BTUNQOLD	160	1	2
BTUNQSHR	160	8	2
BTUNSL	160	4	2
BTUOLD	160	1	2
BTUPGMR	160	103	2
BTUPO	160	200	2
BTUPRFX	160	F8	2
BTUPRTY	160	107	2
BTUPS	160	4000	2
BTURACP0	160	0	2
BTURACP1	160	1	2
BTURACP2	160	2	2
BTURECA	160	4	2

BTURECB	160	10	2
BTURECD	160	20	2
BTURECF	160	80	2
BTURECG	160	4	2
BTURECM	160	2	2
BTURECR	160	2	2
BTURECS	160	8	2
BTURECT	160	20	2
BTURECU	160	C0	2
BTURECV	160	40	2
BTUSECG	160	FA	2
BTUSECP	160	F9	2
BTUSECU	160	FB	2
BTUSHR	160	8	2
BTUSL	160	2	2
BTUSUL	160	A	2
BTUSYSTEM	160	111	2
BTUTIME	160	108	2
BTUTRTC	160	13	2
BTUTRTE	160	23	2
BTUTRTET	160	2B	2
BTUTRTT	160	3B	2
BTUUNCAT	160	1	2
BTUUSER	160	FE	2
MJDBJNM	59		2
MJDBJNO	59		2
MJDBTCH	57	3	2
MJDBYTES	A4		2
MJDCKDEF	12	24	2
MJDCNDD	59		2
MJDCP	12	C	2
MJDCPULN	C0	B8	2
MJDDAP	2D		2
MJDDDRS	59	0	2
MJDEXECD	CC	9C	2
MJDFACT	57	6	2
MJDFIXD	160	0	2
MJDFLAG1	81		2
MJDFRCID	C0		2
MJDFRCP	E	C	2
MJDFRCPD	C		2
MJDFRCPF	BC		2
MJDFRCPL	E		2
MJDFRCPU	B8		2
MJDFRDAP	2D		2
MJDFRLOC	1D		2
MJDFRNTU	82		2
MJDFROM	AB	40	2
MJDFRVSQ	A9	0	2
MJDFXDLN	8		2
MJDGRPID	E4		2
MJDHOLD	81	20	2
MJDID	0	D4D1	2
MJDJCLS	59		2
MJDJES	57	2	2
MJDJESJN	D8		2
MJDJESNR	DC		2
MJDJMC	57	7	2
MJDJOBNM	14		2
MJDJSD	90		2
MJDJSINF	DC		2
MJDJST	8C		2
MJDLOC	1D		2
MJDLOG	57	5	2
MJDMCS	57	4	2
MJDMCSA	75	5A	2
MJDMCSI	59		2

MJDNETHC	86		2
MJDNETID	D0		2
MJDNFLG1	EC	0	2
MJDNF1R1	EC	20	2
MJDNF1R2	EC	10	2
MJDNF1R3	EC	8	2
MJDNF1R4	EC	4	2
MJDNF1R5	EC	2	2
MJDNF1R6	EC	1	2
MJDNJOB	EC	80	2
MJDNSOUT	EC	40	2
MJDPRTY	1C		2
MJDRDEV	57	8	2
MJDRESV1	AC		2
MJDTEXTU	160		2
MJDTIME	88		2
MJDTO	AB	80	2
MJDTOCID	CC		2
MJDTOCP	12	10	2
MJDTOCPD	10		2
MJDTOCPF	C8		2
MJDTOCPL	12		2
MJDTOCPU	C4		2
MJDTODAP	35		2
MJDTOFRM	AB	0	2
MJDTOFR1	AB	20	2
MJDTOFR2	AB	10	2
MJDTOFR3	AB	8	2
MJDTOFR4	AB	4	2
MJDTOFR5	AB	2	2
MJDTOFR6	AB	1	2
MJDTOLOC	25		2
MJDTONTU	84		2
MJDTOTLN	A		2
MJDTOVSQ	AA	0	2
MJDTSO	57	1	2
MJDUFLG1	DA		2
MJDUFLG2	DB		2
MJDUSER	57	80	2
MJDUSID	59		2
MJDVER#	4	F2F0	2
MJDXALL	75	47	2
MJDXBSI	47	0	2
MJDXBSN	4F	0	2
MJDXCODE	79		2
MJDXDDN	59		2
MJDXEND	75	79	2
MJDXFL1	58	0	2
MJDXHDR	3D	E7D6	2
MJDXLEN	45	3C	2
MJDXMCL	58	80	2
MJDXOID	75	3D	2
MJDXPD	A0		2
MJDXPRTY	A8		2
MJDXPT	9C		2
MJDXRD2	61	0	2
MJDXRD3	65	0	2
MJDXREL	41	F1F0	2
MJDXRS1	69	0	2
MJDXRS2	6D	0	2
MJDXRU1	71	0	2
MJDXRU2	75	0	2
MJDXSD	98		2
MJDXST	94		2
MJDXSTD	98	94	2
MJDXTYP	57	0	2
MJDX1R1	58	40	2

MJDX1R2	58	20	2
MJDX1R3	58	10	2
MJDX1R4	58	8	2
MJDX1R5	58	4	2
MJDX1R6	58	2	2
MJDX1R7	58	1	2
MJD59JB	ED	D1C2	2
MJD59NAM	F9		2
MJD59NAN	F1		2
MJD59NJT	ED		2
MJD59NPB	145		2
MJD59NPD	13D		2
MJD59NPN	121		2
MJD59NPR	135		2
MJD59NR1	14D		2
MJD59NR2	155		2
MJD59NTD	109		2
MJD59NUI	101		2
MJD59NUM	EF		2
MJD59OP	ED	D6D7	2
MJD59XQN	111		2
MJD59XQU	119		2

Chapter 11. Resident Logical Units Table — RLT

The resident logical units table (RLT) contains information about all the remote nodes with which your node can communicate, as well as information about your own node. There is one entry for each SNA session and for each BDT node defined by the BDTNODE initialization statement. Each entry for a session is associated with an entry for a node.

Function: The RLT is used during session establishment to determine whether a node is defined in your network, and to access the session-related control blocks.

Macro ID: BDTDRLT

DSECT name: BDTSTART

Created by: BDTINR2, at BDT initialization

Size: Hex 54 bytes

Pointed to by: LCBRLT, LCTRLT, and TVTRLTTB (beginning of session entries), TVTRSTPU (beginning of node entries) RLTNLPTR in the node RLT points to the corresponding session RLT entry; RLTNLPTR in the session RLT points to the corresponding node RLT entry.

Location: The BDT address space

OFFSETS TYPE LENGTH NAME DESCRIPTION

RESIDENT LOGICAL UNITS TABLE MAPPING MACRO
 CHANGE ACTIVITY
 \$L1 = 2103400,HBD2103,840606,KDPI REL 2.0
 RESIDENT BDT LINE/NODE LOGICAL UNITS TABLE ENTRY

0	(0)	CHARACTER	4	RLTHDR	CONTROL BLOCK ACRONYM
4	(4)	CHARACTER	4	RLTVR	VERSION RELEASE ID
8	(8)	ADDRESS	2	RLTLN	LENGTH OF RLT SECTION
10	(A)	FIXED	2	RLTRSVD4	RESERVED
12	(C)	CHARACTER	8	RLTNAME	LINE/NODE DDNAME
		1...	RLTPUNLN	"8" LENGTH OF BDT NODE NAME

20	(14)	CHARACTER	8	RLTPSWDR	RECEIVE PASSWORD IF A NODE ENTRY
		...1 .1..		RLTNODE	"RLTPSWDR" NODE NAME IF A LINE ENTRY
28	(1C)	CHARACTER	8	RLTPSWDS	SEND PASSWORD IF A NODE ENTRY
36	(24)	CHARACTER	8	RTLTMODE	LOGMODE NAME
44	(2C)	ADDRESS	4	RTLCTAD	LU LCTUNITS ADDRESS
48	(30)	ADDRESS	4	RLTNLPTR	MATCHING NODE/LINE RLT ADDR
52	(34)	ADDRESS	1	RLTNLU	TOTAL NUMBER OF LUS
53	(35)	ADDRESS	1	RLTCOMLU	NUMBER OF 'COM' LUS
54	(36)	FIXED	2	RLTACTLU	ACTIVE VLU COUNT
56	(38)	FIXED	4	RLTSF	BDT SELECTABLE FEATURES
60	(3C)	FIXED	2	RLTBLK	BUFSIZE
		1111 1111		RLTENDC	"X'FF'" END OF LIST CHARACTER.

RLTFLAG1 ENTRY FLAG DEFINITIONS

62	(3E)	BITSTRING	1	RLTFLAG1	ENTRY FLAG BITS
		1...		RLTNJE	"BIT0" NODE TYPE IS NJE
		.1..		RLTQPEND	"BIT1" QUIESCE IS PENDING FOR THIS NODE
		..1.		RLTACT	"BIT2" LINE/NODE CURRENTLY ACTIVE
		...1		RLTLINE	"BIT3" SNA LINE ENTRY
	 1...		RLTLOCAL	"BIT4" TYPE=LOCAL (RELATIONSHIP)
	1..		RTFL1R3	"BIT5" RESERVED
	1.		RLTSIGN	"BIT6" AUTO LOGON (AUTO START)
	1		RTFL1R4	"BIT7" RESERVED

RLTFLAG2 ENTRY FLAG DEFINITIONS

63	(3F)	BITSTRING	1	RLTFLAG2	ENTRY FLAG BITS
		1...		RTFL2R1	"BIT0" RESERVED
		.1..		RTFL2R2	"BIT1" RESERVED
		..1.		RTFL2R3	"BIT2" RESERVED
		...1		RTFL2R4	"BIT3" RESERVED
	 1...		RTFL2R5	"BIT4" RESERVED
	1..		RTFL2R6	"BIT5" RESERVED
	1.		RTFL2R7	"BIT6" RESERVED
	1		RTOWNSY	"BIT7" NODE OWNER IS SYSTEM
64	(40)	FIXED	2	RLTCKPT	8K CKPT INTERVAL
66	(42)	FIXED	2	RLTBUFNO	VLU PACING WINDOW

RLTCSOPT COMPRESSION FLAG DEFINITIONS

68	(44)	BITSTRING	1	RLTCSOPT	COMPRESSION OPTION FLAG
		1...		RLTCNDUP	"BIT0" NJE DUPLICATE COMPRESSION
		.1..		RLTCRDUP	"BIT1" REPEATED DUP. COMPRESSION
		..1.		RLTCSOR1	"BIT2" RESERVED
		...1		RLTCSOR2	"BIT3" RESERVED

....	1...	RLTCSOR3	"BIT4" RESERVED
....	.1..	RLTCSOR4	"BIT5" RESERVED
....	..1.	RLTCSOR5	"BIT6" RESERVED
....	...1	RLTCSOR6	"BIT7" RESERVED

RLTASRFG FLAG DEFINITIONS

69	(45)	BITSTRING	1	RLTASRFG	ASR ENABLED
		1... ..		RLTASRON	"BIT0" ASR ENABLED FLAG
		.1.. ..		RLTASRR1	"BIT1" RESERVED
		..1. ..		RLTASRR2	"BIT2" RESERVED
		...1 ..		RLTASRR3	"BIT3" RESERVED
	 1..		RLTASRR4	"BIT4" RESERVED
	1..		RLTASRR5	"BIT5" RESERVED
	1.		RLTASRR6	"BIT6" RESERVED
	1		RLTASRR7	"BIT7" RESERVED
70	(46)	FIXED	2	RLTLIMIT	RESTART LIMIT
72	(48)	ADDRESS	1	RLTLUFR	NUMBER OF LU'S FENCED 'FROM'
73	(49)	ADDRESS	1	RLTLUTO	NUMBER OF LU'S FENCED 'TO'
74	(4A)	BITSTRING	1	RLTFRCNT	FROM LU COUNT
75	(4B)	BITSTRING	1	RLTTOCNT	TO LU COUNT

USER FLAG DEFINITIONS

76	(4C)	BITSTRING	1	RLTFLAGU	USER FLAGS
		1... ..		RLTFLAR1	"BIT0" RESERVED
		.1.. ..		RLTFLAR2	"BIT1" RESERVED
		..1. ..		RLTFLAR3	"BIT2" RESERVED
		...1 ..		RLTFLAR4	"BIT3" RESERVED
	 1..		RLTFLAR5	"BIT4" RESERVED
	1..		RLTFLAR6	"BIT5" RESERVED
	1.		RLTFLAR7	"BIT6" RESERVED
	1		RLTFLAR8	"BIT7" RESERVED
77	(4D)	BITSTRING	1	RLTRSVU7	RESERVED
80	(50)	FIXED	4	RLTRSD5	RESERVED
84	(54)	FIXED	4	RLTEND	RESIDENT BDT ENTRY END
84	(54)	CHARACTER	1	RLTSIZE	RESIDENT BDT ENTRY SIZE

Chapter 12. Sequential Transfer Data Area — SEQ

The SEQ is the data CSECT used by the SEQ dynamic application program (DAP) in the file-to-file copying of sequential data sets.

Function: The SEQ is used as a work area in the file-to-file copying of sequential data sets.

Macro ID: BDTDSEQ

DSECT name: BDTSEQD

Created by: BDTSEQD

Size: Hex 84E bytes

Location: Subpool 251

OFFSETS TYPE LENGTH NAME DESCRIPTION

DATA CSECT FOR BDTSEQ

LOCAL DATA SET CONTROL BLOCK HEADER

0	(0)	CHARACTER	4	SEQHDR	CONTROL BLOCK ACRONYM SEQ
4	(4)	CHARACTER	4	SEQREL	VERSION RELEASE ID
8	(8)	ADDRESS	2	SEQLEN	LENGTH OF SEQ CONTROL BLOCK

LENGTH FIELDS

10	(A)	ADDRESS	2	SEQLENCK	LENGTH OF CHECKPOINT RECORD
12	(C)	ADDRESS	2	SEQDBLEN	LENGTH OF DCB
14	(E)	ADDRESS	2	SEQRSVD1	RESERVED

I/O BUFFER DEFINITION

16	(10)	ADDRESS	4	SEQBUFAD	I/O BUFFER ADDRESS
20	(14)	ADDRESS	4	SEQBUFSZ	I/O BUFFER SIZE
24	(18)	ADDRESS	4	SEQEOBAD	END OF BLOCK ADDRESS
28	(1C)	ADDRESS	4	SEQNLRAD	ADDR OF NEXT LOGICAL RECORD
32	(20)	ADDRESS	4	SEQLRWRT	LOGICAL RECORDS WRITTEN
36	(24)	BITSTRING	1	SEQRSVU1	RESERVED

LOCAL DATA SET RECORDING FLAG DEFINITION

39	(27)	BITSTRING	1	SEQRECFM	LOCAL DATA SET RECORDING FORMAT
		1... ..		SEQFECR1	"BIT0" RESERVED
		.1.		SEQFECR2	"BIT1" RESERVED
		..1.		SEQFMBLK	"BIT2" BLOCKED RECORDS
		...1		SEQFMVL	"BIT3" VARIABLE LENGTH RECORDS
	 1...		SEQFMUR	"BIT4" UNDEFINED RECORDS
	1..		SEQFECR3	"BIT5" RESERVED
	1.		SEQFECR4	"BIT6" RESERVED

		1	SEQFECS	"BIT7" RESERVED
40	(28)	ADDRESS	4	SEQRSVD2	RESERVED

CHECKPOINT DATA

44	(2C)	FIXED	4	SEQCKPTD	CHECKPOINT DATA AREA
44	(2C)	ADDRESS	2	SEQCKLEN	LENGTH OF CHECKPOINT RECORD
46	(2E)	ADDRESS	2	SEQCKNLR	NEXT LOGICAL RECORD DISPLACEMENT
48	(30)	ADDRESS	4	SEQCKNOT	BSAM NOTE INFORMATION
52	(34)	ADDRESS	4	SEQCKCLR	CURRENT LOGICAL RECD NUMBER

CHECKPOINT FLAG DEFINITION

56	(38)	BITSTRING	1	SEQCKFLG	CHECKPOINT FLAGS
		1...		SEQFCKPT	"BIT0" CHECKPOINT OPTION SELECTED
		.1..		SEQFCKIB	"BIT1" CURRENT BLOCK IS INCOMPLETE
		..1.		SEQFCKSO	"BIT2" DEST IS SYSOUT DATA SET
		...1		SEQFCKPD	"BIT3" DESTINATION IS MEMBER OF PDS
	 1...		SEQFCKDD	"BIT4" DESTINATION IS A DUMMY DS
	1..		SEQFCFR1	"BIT5" RESERVED
	1.		SEQFCFR2	"BIT6" RESERVED
	1		SEQFCFR3	"BIT7" RESERVED
57	(39)	BITSTRING	1	SEQCKRU2	RESERVED
60	(3C)	ADDRESS	4	SEQCKRD3	RESERVED
		..1. 11..		SEQCKREC	CHECKPOINT RECORD
64	(40)	FIXED	4	SEQCKTEM	FULLWORD ALIGNMENT

NEXT VALUE REPRESENTS ACTUAL CHECKPOINT AREA ALLOCATED IN MJD

		..1. .1..		SEQCKMAX	"36" MJD DEFAULT LENGTH MJDCKDEF
--	--	-----------	--	----------	-------------------------------------

SUPERSCAN PARAMETER LIST

64	(40)	FIXED	4	SEQSUPC	
----	------	-------	---	---------	--

DEFINITION OF SUPCFLG1 FIELD

64	(40)	BITSTRING	1	SEQFLG1	FLAGS
		1...		SEQNUMR	"BIT0" PARAMETER MAY CONTAIN NUMERICS
		.1..		SEQALPH	"BIT1" PARAMETER MAY CONTAIN ALPHABETICS
		..1.		SEQNATL	"BIT2" PARAMETER MAY CONTAIN NATIONAL CHARS
		...1		SEQHEX	"BIT3" PARAMETER MAY

....	1...	SEQDSN	CONTAIN HEX CHARACTERS "BIT4" PARAMETER IS TO BE INTERPRETED AS DS
....	.1..	SEQKEYW	"BIT5" KEYWORD PARAMETER IS PERMISSIBLE
....	..1.	SEQSUBL	"BIT6" SUBLIST PARAMETER IS PERMISSIBLE
....	...1	SEQRSCN	"BIT7" THIS IS A RE SCAN OF PREVIOUS PARM

DATA RESTRICTIONS EXIST

1111	1...	SEQRSTR	"SEQNUMR+SEQALPH+S EQNATL+SEQHEX+SEQDSN"
------	------	---------	---

DEFINITION OF SUPCFLG2 FIELD

65	(41)	BITSTRING	1	SEQFLG2	FLAGS
		1...	SEQBIN	"BIT0" TARGET AREA TYPE ATTRIBUTE IS BINARY
		.1..	SEQPACK	"BIT1" TARGET AREA TYPE ATTRIBUTE IS 'PACKED DECIMAL'
		..1.	SEQSTDA	"BIT2" SUPRSCAN IS BEING INVOKED AS A STAND ALONE FUNCTION
		...1	SEQQUOT	"BIT3" QUOTED STRING IS PERMISSIBLE
		1...	SEQKERR	"BIT4" KEYWORD FOUND IN ERROR
	1..	SEQF2R1	"BIT5" RESERVED
	1.	SEQF2R2	"BIT6" RESERVED
	1	SEQF2R3	"BIT7" RESERVED

LENGTH DEFINITIONS

66	(42)	ADDRESS	1	SEQMINL	MINIMUM PARAMETER LENGTH
67	(43)	ADDRESS	1	SEQMAXL	MAXIMUM PARAMETER LENGTH
68	(44)	ADDRESS	1	SEQTRGL	LENGTH OF TARGET AREA

RESERVED

69	(45)	ADDRESS	3	SEQRSV1	RESERVED
----	------	---------	---	---------	----------

TARGET AREA ADDRESS

72	(48)	ADDRESS	4	SEQTRGA	ADDRESS OF TARGET AREA
----	------	---------	---	---------	------------------------

PARAMETER VALUES

76	(4C)	ADDRESS	4	SEQMINV	MINIMUM PARAMETER VALUE
80	(50)	ADDRESS	4	SEQMAXV	MINIMUM PARAMETER VALUE

LENGTH OF THE KEYWORD AND PARAMETER

84	(54)	ADDRESS	1	SEQKEYL	LENGTH OF KEYWORD
85	(55)	ADDRESS	1	SEQPRML	LENGTH OF PARAMETER

RESERVED

86	(56)	ADDRESS	2	SEQRSV2	RESERVED
----	------	---------	---	---------	----------

ADDRESSES OF THE KEYWORD AND PARAMETER

88	(58)	ADDRESS	4	SEQKEYA	ADDRESS OF KEYWORD
92	(5C)	ADDRESS	4	SEQPRMA	ADDRESS OF PARAMETER

ADDITIONAL INFORMATION

96	(60)	ADDRESS	2	SEQDSNL	NUMBER OF DSN INDEX LEVELS
98	(62)	ADDRESS	2	SEQDSNG	RELATIVE GENERATION NUMBER

INPUT CONSOLE MESSAGE AREA
MAP BDT CONSOLE BUFFER AREAS
CONSOLE MESSAGE AREA

100	(64)	FIXED	4	CONSMESS	CONSOLE MESSAGE AREA
-----	------	-------	---	----------	----------------------

SUPERSCAN FLAG

100	(64)	BITSTRING	1	CONSFLGS	FLAG (USED BY SUPRSCAN)
-----	------	-----------	---	----------	-------------------------

AUTHORITY LEVEL

101	(65)	BITSTRING	1	CONSAUTH	AUTHORITY LEVEL
102	(66)	CHARACTER	4	CONSXHR	CONTROL BLOCK ACRONYM
106	(6A)	CHARACTER	4	CONSXRRL	VERSION ID
110	(6E)	ADDRESS	2	CONSXLN	XOID LENGTH
112	(70)	BITSTRING	8	CONSXBST	XACTION ORIGIN BDT SYS ID
120	(78)	BITSTRING	8	CONSXBSTN	XACTION ORIGIN BDT SYS NAME

TRANSACTION ORIGIN TYPE

128	(80)	BITSTRING	1	CONSXTYP	XACTION ORIGIN TYPE
	1		CONSTSO	"1" TSO USER
	1.		CONSJES	"2" JES CONSOLE
	11		CONSBTCH	"3" BATCH JOB
	1..		CONSMCS	"4" MCS CONSOLE
	1.1		CONSLOG	"5" JOB MESSAGE LOG
	11.		CONSFCT	"6" BDT FCT
	111		CONSJMC	"7" JES MESSAGE CLASS
	 1...		CONSRDEV	"8" BEGIN DEVELOPMENT DEFINED XOIDXTYP
		1...		CONSUMER	"128" BEGIN USER DEFINED XOIDXTYP

FLAG 1 DEFINITION

129	(81)	BITSTRING	1	CONSXFL1	XOID FLAG 1
		1... ..		CONSMCL	"BIT0" SUPPRESSION OF MESSAGE CLASS
		.1..		CONSX1R1	"BIT1" RESERVED
		..1.		CONSX1R2	"BIT2" RESERVED
		...1		CONSX1R3	"BIT3" RESERVED
	 1...		CONSX1R4	"BIT4" RESERVED
	1..		CONSX1R5	"BIT5" RESERVED
	1.		CONSX1R6	"BIT6" RESERVED
	1		CONSX1R7	"BIT7" RESERVED

MISCELLANEOUS INFORMATION

130	(82)	CHARACTER	8	CONSXDDN	TRANSACTION ORIGIN DDNAME
130	(82)	CHARACTER	8	CONSUSID	TSO USERID
130	(82)	CHARACTER	8	CONSCNDD	JES CONSOLE DDNAME
130	(82)	CHARACTER	8	CONSJCLS	JES MESSAGE CLASS
130	(82)	CHARACTER	8	CONSBJNM	BATCH JOB NAME
130	(82)	ADDRESS	1	CONSMCSI	MCS CONSOLE ID
130	(82)	BITSTRING	2	CONSBJNO	BDT JOB NUMBER
130	(82)	BITSTRING	2	CONSDDRS	DDNAME

RESERVED FIELDS

138	(8A)	BITSTRING	4	CONSXRD2	RESERVED
142	(8E)	BITSTRING	4	CONSXRD3	RESERVED
146	(92)	BITSTRING	4	CONSXRS1	RESERVED
150	(96)	BITSTRING	4	CONSXRS2	RESERVED
154	(9A)	BITSTRING	4	CONSXRU1	RESERVED
158	(9E)	BITSTRING	4	CONSXRU2	RESERVED
		1... ..11		CONSMCSA	"CONSMCSI+1,1,C'C'" MCS CONSOLE UX28 AUTH
		1.1. ..1.		CONSXEND	END OF XOID
		.11. .11.		CONSXOID	XOID EQUATE
		.111		CONSXALL	BSI EQUATE

MISCELLANEOUS

162	(A2)	BITSTRING	1	CONSIFLG	FLAGS
		1... ..		CNIFLR1	"BIT0" RESERVED
		.1..		CNIFLR2	"BIT1" RESERVED
		..1.		CNIFLR3	"BIT2" RESERVED
		...1		CNMULT	"BIT3" OPERAND SUBLIST
	 1...		CNBLEOD	"BIT4" BLANK IS EOD
	1..		CNIFLR4	"BIT5" RESERVED
	1.		CNIFLR5	"BIT6" RESERVED
	1		CNCOMMA	"BIT7" DELIMITER WAS COMMA

CONSOLE MESSAGE AREA INFORMATION

163	(A3)	ADDRESS	1	CONCHRCT	CONSOLE MESSAGE AREA LENGTH
164	(A4)	ADDRESS	1	CONACTN	INPUT VERB ACTION CODE
165	(A5)	ADDRESS	1	CONSCAN	CURRENT SCAN DISPLACEMENT

RESERVED

166	(A6)	ADDRESS	4	CONSRSD1	RESERVED
170	(AA)	ADDRESS	1	CONSRSD2	RESERVED
171	(AB)	ADDRESS	1	CONSRSS1	RESERVED
172	(AC)	ADDRESS	4	CONSRSS2	RESERVED

MESSAGE TEXT

		.11. .1..		CONSPRFX	CONS PREFIX LENGTH
176	(B0)	CHARACTER	1	CONMESSG	TEXT OF MESSAGE
		.11. .1..		CONSAREA	CONS TOTAL LENGTH

MISCELLANEOUS DATA

356	(164)	ADDRESS	4	SEQGSDAD	ADDRESS OF THE GSD
-----	-------	---------	---	----------	--------------------

OPERATING REGISTERS

360	(168)	FIXED	4	SEQREGS	OPERATING REGISTERS
360	(168)	ADDRESS	4	SEQR9	SECONDARY BASE REGISTER
364	(16C)	ADDRESS	4	SEQR10	PRIMARY BASE REGISTER
368	(170)	ADDRESS	4	SEQR11	ADDRESS OF DATA CSECT
372	(174)	ADDRESS	4	SEQR12	ADDRESS OF TVT
376	(178)	ADDRESS	4	SEQR13	ADDR OF REGISTER SAVE AREA

INTERNAL SAVE AREA AND WORK AREA

380	(17C)	ADDRESS	4	SEQSVAR1	INTERNAL REGISTER SAVE AREA
396	(18C)	ADDRESS	4	SEQSVAR2	INTERNAL REGISTER SAVE AREA
404	(194)	BITSTRING	20	SEQSWORK	INTERNAL WORK AREA

REMOTE DATA SET I/O BUFFER INFORMATION

424	(1A8)	ADDRESS	4	SEQRDSBA	REMOTE DATA SET I/O BUFFER ADDRESS
428	(1AC)	ADDRESS	4	SEQRDSBS	REMOTE DATA SET I/O BUFFER SIZE
432	(1B0)	ADDRESS	4	SEQDCBXL	DCB EXIT LIST
432	(1B0)	ADDRESS	1	SEQJBLTM	CODE = JFCB, LIST TERMINATOR
433	(1B1)	ADDRESS	3	SEQJFCBA	JFCB BUFFER ADDRESS
436	(1B4)	ADDRESS	2	SEQRTNCD	RETURN CODE
438	(1B6)	BITSTRING	1	SEQPADVL	PADDING VAL TO BE USED WHEN LRECL EXPANSION IS REQUIRED

PROCESSING FLAG 1 DEFINITION

439	(1B7)	BITSTRING	1	SEQFLGS1	PROCESSING FLAGS
		1...		SEQF1LSR	"BIT0" SOURCE DATA SET IS LOCAL
		.1...		SEQF1LDS	"BIT1" DEST DATA SET IS

..1.	SEQF1CIP	LOCAL
...1	SEQF1DXS	"BIT2" CHECKPOINT IS PROCESS
.... 1...	SEQF1DXC	"BIT3" DATA TRANSFER STARTED
.... .1..	SEQF1CWM	"BIT4" DATA TRANSFER COMPLETE
.... ..1.	SEQF1PRM	"BIT5" CKPOINT WARNING MSG ISSUED
.... ...1	SEQF1NCL	"BIT6" RECEIVER PROCESSING USER PARM ON FROM SIDE
1...	SEQF1SND	"BIT7" PREVENT CLOSE OF DATASET
.1..	SEQF1RCV	"SEQFILSR" WE ARE THE SENDER "SEQFILDS" WE ARE THE RECEIVER

PROCESSING FLAG 2 DEFINITION

440	(1B8)	BITSTRING	1	SEQFLGS2	PROCESSING FLAGS
		1...		SEQF2PAD	"BIT0" PADDING VALUE SPECIFIED
		.1..		SEQMSGA	"BIT1" DISPLAY ALL MESSAGES
		..1.		SEQMSG5	"BIT2" DISPLAY STATUS MESSAGES ONLY
		...1		SEQF2RS1	"BIT3" RESERVED
	 1...		SEQF2RS2	"BIT4" RESERVED
	1..		SEQF2RS3	"BIT5" RESERVED
	1.		SEQF2RS4	"BIT6" RESERVED
	1		SEQF2RS5	"BIT7" RESERVED
441	(1B9)	CHARACTER	80	SEQJ2DEL	JES2 'DELETE' CONTROL CARD

MESSAGES ISSUED BY BDTSEQ

521	(209)	ADDRESS	1	SEQ00001	
522	(20A)	CHARACTER	12	SEQ01TXT	
534	(216)	CHARACTER	44	SEQ01DSN	
578	(242)	CHARACTER	7		
585	(249)	CHARACTER	2	SEQ01FX	
585	(249)			SEQ01VX	"SEQ01FX,2,C'C'"
585	(249)			SEQ01U	"SEQ01FX,2,C'C'"
585	(249)			SEQ01B	"SEQ01FX+1,1,C'C'"
587	(24B)	CHARACTER	7		
594	(252)	CHARACTER	5	SEQ01LRL	
599	(257)	CHARACTER	9		
608	(260)	CHARACTER	5	SEQ01BSZ	
608	(260)			SEQ01END	
613	(265)	ADDRESS	1	SEQ00002	
614	(266)	CHARACTER	30	SEQ02TXT	
614	(266)			SEQ02END	
644	(284)	ADDRESS	1	SEQ00003	
645	(285)	ADDRESS	38	SEQ03TXT	
645	(285)			SEQ03END	

683	(2AB)	ADDRESS	1	SEQ0004	
684	(2AC)	CHARACTER	8	SEQ04TXT	
692	(2B4)	CHARACTER	10	SEQ04RCD	0Y00613
702	(2BE)	CHARACTER	17		
719	(2CF)	CHARACTER	11	SEQ04XMT	
719	(2CF)	CHARACTER	11	SEQ04WRT	
719	(2CF)			SEQ04END	
730	(2DA)	CHARACTER	11	SEQXMTTD	
741	(2E5)	CHARACTER	11	SEQWRTTN	
752	(2F0)	ADDRESS	1	SEQ0005	
753	(2F1)	CHARACTER	41	SEQ05TXT	
753	(2F1)			SEQ05END	
794	(31A)	ADDRESS	1	SEQ0006	
795	(31B)	CHARACTER	26	SEQ06FXD	
821	(335)	CHARACTER	1	SEQ06VAR	
821	(335)			SEQ06END	
1001	(3E9)	CHARACTER	6	SEQNOPRM	
1007	(3EF)	ADDRESS	1	SEQ0007	
1008	(3F0)	CHARACTER	53	SEQ07TXT	
1053	(41D)	CHARACTER	8	SEQ07TEX	
1061	(425)	CHARACTER	6	SEQ07RCD	
1061	(425)			SEQ07END	
1067	(42B)	ADDRESS	1	SEQ0008	
1068	(42C)	CHARACTER	22	SEQ08TXT	
1090	(442)	CHARACTER	10	SEQ08INC	
1090	(442)	CHARACTER	10	SEQ08CMP	
1090	(442)	CHARACTER	10	SEQ08ABT	
1090	(442)			SEQ08END	
1100	(44C)	CHARACTER	10	SEQINCOM	
1110	(456)	CHARACTER	10	SEQCOMPL	
1120	(460)	CHARACTER	10	SEQABORT	
1130	(46A)	ADDRESS	1	SEQ0009	
1131	(46B)	CHARACTER	45	SEQ09TXT	
1176	(498)	CHARACTER	26	SEQ09TEX	
1176	(498)			SEQ09END	
1202	(4B2)	ADDRESS	1	SEQ0011	
1203	(4B3)	CHARACTER	1	SEQ11TXT	
1248	(4E0)	CHARACTER	41	SEQ11TEX	
1248	(4E0)			SEQ11END	
1289	(509)	ADDRESS	1	SEQ0012	
1290	(50A)	CHARACTER	44	SEQ12TXT	
1290	(50A)			SEQ12END	
1334	(536)	ADDRESS	1	SEQ0013	
1335	(537)	CHARACTER	47	SEQ13TXT	
1382	(566)	CHARACTER	2	SEQ13FL	
1384	(568)	CHARACTER	5		
1389	(56D)	CHARACTER	2	SEQ13CC	
1391	(56F)	CHARACTER	8		
1399	(577)	CHARACTER	4	SEQ13SN	
1403	(57B)	CHARACTER	7		
1410	(582)	CHARACTER	4	SEQ13ST	

1410	(582)				SEQ13END	
1414	(586)	ADDRESS	1		SEQ0014	
1415	(587)	CHARACTER	29		SEQ14TXT	
1444	(5A4)	CHARACTER	8		SEQ14TY	
1444	(5A4)	CHARACTER	8			
1444	(5A4)	CHARACTER	8			
1444	(5A4)	CHARACTER	8			
1444	(5A4)	CHARACTER	8		SEQ14END	
1452	(5AC)	ADDRESS	1		SEQ0015	
1453	(5AD)	CHARACTER	35		SEQ15TXT	
1453	(5AD)				SEQ15END	
1488	(5D0)	ADDRESS	1		SEQ0016	
1489	(5D1)	CHARACTER	48		SEQ16TXT	
1537	(601)	CHARACTER	5			
1542	(606)	CHARACTER	2		SEQ16ER	
1544	(608)	CHARACTER	6			
1550	(60E)	CHARACTER	2		SEQ16RS	
1550	(60E)				SEQ16END	
1552	(610)	ADDRESS	1		SEQ0017	
1553	(611)	CHARACTER	40		SEQ17TXT	
1553	(611)				SEQ17END	
1593	(639)	ADDRESS	1		SEQ0018	
1594	(63A)	CHARACTER	8		SEQ18TXT	
1602	(642)	CHARACTER	7		SEQ18TYP	
1609	(649)	CHARACTER	27			
1636	(664)	CHARACTER	13			
1649	(671)	CHARACTER	2		SEQ1815	
1649	(671)				SEQ18END	
1651	(673)	CHARACTER	7		SEQ18JFR	
1658	(67A)	CHARACTER	7		SEQ180BT	
1665	(681)	CHARACTER	7		SEQ18DEV	
1672	(688)	CHARACTER	7		SEQ18DCK	
1679	(68F)	ADDRESS	1		SEQ0019	
1680	(690)	CHARACTER	52		SEQ19TXT	
1680	(690)				SEQ19END	
1732	(6C4)	ADDRESS	1		SEQ0020	
1733	(6C5)	CHARACTER	48		SEQ20TXT	
1733	(6C5)				SEQ20END	
1784	(6F8)	ADDRESS	4		SEQRSVU4	RESERVED
1788	(6FC)	ADDRESS	4		SEQRSVD5	RESERVED

LOCAL DATA SET DCB
 DCB DDNAME=SEQLDDCB,DSORG=PS,MACRF=(RC,WC),EXLST=SEQDCBXL
 DATA CONTROL BLOCK

1792	(700)	FIXED	4	SEQLDCB	ORIGIN ON WORD BOUNDARY DIRECT ACCESS DEVICE INTERFACE
1792	(700)	BITSTRING	16		FDAD,DVTBL
1808	(710)	ADDRESS	4		KEYLE,DEVT,TRBAL COMMON ACCESS

				METHOD INTERFACE
1812	(714)	ADDRESS	1	BUFNO
1813	(715)	ADDRESS	3	BUFCB
1816	(718)	ADDRESS	2	BUFL
1818	(71A)	BITSTRING	2	DSORG
1820	(71C)	ADDRESS	4	IOBAD FOUNDATION EXTENSION
1824	(720)	BITSTRING	1	BFTEK,BFLN,HIARCHY
1825	(721)	ADDRESS	3	EODAD
1828	(724)	BITSTRING	1	RECFM
1829	(725)	ADDRESS	3	EXLST FOUNDATION BLOCK
1832	(728)	CHARACTER	8	DDNAME
1840	(730)	BITSTRING	1	OFLGS
1841	(731)	BITSTRING	1	IFLG
1842	(732)	BITSTRING	2	MACR BSAM BPAM QSAM INTERFACE
1844	(734)	BITSTRING	1	RER1
1845	(735)	ADDRESS	3	CHECK, GERR, PERR
1848	(738)	ADDRESS	4	SYNAD
1852	(73C)	FIXED	2	CIND1, CIND2
1854	(73E)	ADDRESS	2	BLKSIZE
1856	(740)	FIXED	4	WCPO, WCPL, OFFSR, OFFSW
1860	(744)	ADDRESS	4	IOBA
1864	(748)	ADDRESS	1	NCP
1865	(749)	ADDRESS	3	EOBR, EOBAD BSAM BPAM INTERFACE
1868	(74C)	ADDRESS	4	EOBW
1872	(750)	FIXED	2	DIRCT
1874	(752)	ADDRESS	2	LRECL
1876	(754)	ADDRESS	4	CNTRL, NOTE, POINT
1876	(754)	ADDRESS	4	SEQLDCB LOCAL DATA SET DCB

LIST-FORM MACROS
ESTAE 0,MF=L ESTAE LIST
MACDATE 80247

1880	(758)	FIXED	4	
1880	(758)	ADDRESS	1	SEQESTAE
1881	(759)	ADDRESS	3	FLAGS FOR TCB,PURGE,ASYNCH
1884	(75C)	ADDRESS	4	STAE EXIT ROUTINE ADDR.
1888	(760)	ADDRESS	4	PARM. LIST ADDR. NOT SPECIFIED
1892	(764)	ADDRESS	1	TCB NOT SPECIFIED
1893	(765)	ADDRESS	3	FLAGS
1896	(768)	ADDRESS	4	RESERVED
				TOKEN VALUE AREA

RDJFCB 0,MF=L READ JFCB LIST

1900	(76C)	FIXED	4	SEQRDJFC
1900	(76C)	ADDRESS	1	ALIGN LIST TO FULLWORD
1901	(76D)	ADDRESS	3	OPTION BYTE
				DCB ADDRESS

OPEN 0,MF=L OPEN LIST

1904	(770)	FIXED	4	SEQOPENL
1904	(770)	ADDRESS	1	ALIGN LIST TO FULLWORD
1905	(771)	ADDRESS	3	OPTION BYTE
				DCB ADDRESS

READ READDECB,SF,MF=L BSAM READ LIST

1908	(774)	FIXED	4	SEQREADL
1908	(774)	FIXED	4	READDECB
1912	(778)	BITSTRING	1	EVENT CONTROL BLOCK
				TYPE FIELD

1913	(779)	BITSTRING	1		TYPE FIELD
1914	(77A)	ADDRESS	2		LENGTH
1916	(77C)	ADDRESS	4		DCB ADDRESS
1920	(780)	ADDRESS	4		AREA ADDRESS
1924	(784)	ADDRESS	4		RECORD POINTER WORD

WRITE WRITDECB,SF,MF=L BSAM WRITE LIST

1928	(788)	FIXED	4	SEQWRITL	
1928	(788)	FIXED	4	WRITDECB	EVENT CONTROL BLOCK
1932	(78C)	BITSTRING	1		TYPE FIELD
1933	(78D)	BITSTRING	1		TYPE FIELD
1934	(78E)	ADDRESS	2		LENGTH
1936	(790)	ADDRESS	4		DCB ADDRESS
1940	(794)	ADDRESS	4		AREA ADDRESS
1944	(798)	ADDRESS	4		RECORD POINTER WORD

CLOSE 0,MF=L CLOSE LIST

1948	(79C)	FIXED	4	SEQCLOSL	ALIGN LIST TO FULLWORD
1948	(79C)	ADDRESS	1		OPTION BYTE
1949	(79D)	ADDRESS	3		DCB ADDRESS

JFCB BUFFER AREA

1952	(7A0)	FIXED	4	SEQJFCBF	JFCB BUFFER AREA
------	-------	-------	---	----------	------------------

DEVTYPE RESPONSE AREA

2128	(850)	FIXED	4	SEQDEVTA	DEVTYPE RESPONSE AREA
2128	(850)	CHARACTER	1	SEQDMODL	DEVICE MODEL CODE
2129	(851)	CHARACTER	1	SEQDOPTS	OPTIONAL FEATURES
2130	(852)	CHARACTER	1	SEQDVCLS	DEVICE CLASS
2131	(853)	CHARACTER	1	SEQNTYP	UNIT TYPE
2132	(854)	FIXED	4	SEQDEVTB	MAXIMUM DEVICE/SYSTEM BLKSIZE
2132	(854)			SEQDEVTO	"SEQDMODL,4,C'F'" DEVICE TYPE WORD ZERO

DSCB WORK AREA

2136	(858)	BITSTRING	44	SEQF1DSN	DS NAME FOR OBTAIN
2180	(884)	BITSTRING	6	SEQF1VOL	VOL SER FOR OBTAIN
2186	(88A)	BITSTRING	140	SEQF1WRK	WORK AREA FOR OBTAIN
2328	(918)	FIXED	4		
2328	(918)	BITSTRING	16	SEQOBLST	OBTAIN PARM LIST
2328	(918)	ADDRESS	1	SEQOPCDE	OBTAIN OP CODE X'C1'
2329	(919)	ADDRESS	3		FLAG BYTES
2332	(91C)	ADDRESS	4	SEQF1DSP	DS NAME PTR FOR OBT
2336	(920)	ADDRESS	4	SEQF1VP	VOL PTR FOR OBTAIN
2340	(924)	ADDRESS	4	SEQWRKPT	OBTAIN WRK AREA PTR
2344	(928)	BITSTRING	1	SEQEMPFL	DATA SET EMPTY FLAG
		1... ..		SEQEMPTY	"BIT0" EMPTY DATA SET
2344	(928)			SEQEND	END OF CONTROL BLOCK

CROSS REFERENCE

NAME	HEX OFFSET	HEX VALUE	LEVEL
CNBLEOD	A2	8	2

CNCOMMA	A2	1	2
CNIFLR1	A2	80	2
CNIFLR2	A2	40	2
CNIFLR3	A2	20	2
CNIFLR4	A2	4	2
CNIFLR5	A2	2	2
CNMULT	A2	10	2
CONACTN	A4		2
CONCHRCT	A3		2
CONMESSG	B0		2
CONSAREA	B0	64	2
CONSAUTH	65		2
CONSBJNM	82		2
CONSBJNO	82		2
CONSBTCH	80	3	2
CONSCAN	A5		2
CONSCNDD	82		2
CONSDDRS	82	0	2
CONSFCT	80	6	2
CONSFGLS	64		2
CONSIFLG	A2		2
CONSJCLS	82		2
CONSJES	80	2	2
CONSJMC	80	7	2
CONSLOG	80	5	2
CONSMCS	80	4	2
CONSMCSA	9E	83	2
CONSMCSI	82		2
CONSMESS	64		2
CONSPRFX	AC	64	2
CONSRDEV	80	8	2
CONSRSD1	A6		2
CONSRSD2	AA		2
CONSRSS1	AB		2
CONSRSS2	AC		2
CONSTS0	80	1	2
CONSUSER	80	80	2
CONSUSID	82		2
CONSXALL	9E	70	2
CONXBBSI	70	0	2
CONXBBSN	78	0	2
CONXDND	82		2
CONXEND	9E	A2	2
CONXF11	81	0	2
CONXHDR	66	E7D6	2
CONXLEN	6E	3C	2
CONXMCL	81	80	2
CONXOID	9E	66	2
CONXRD2	8A	0	2
CONXRD3	8E	0	2
CONXREL	6A	F1F0	2
CONXRS1	92	0	2
CONXRS2	96	0	2
CONXRUI	9A	0	2
CONXRUI2	9E	0	2
CONXTYP	80	0	2
CONX1R1	81	40	2
CONX1R2	81	20	2
CONX1R3	81	10	2
CONX1R4	81	8	2
CONX1R5	81	4	2
CONX1R6	81	2	2
CONX1R7	81	1	2
READDECB	73C	0	2
SEQABORT	45C	C1C2	2
SEQALPH	40	40	2
SEQBIN	41	80	2

SEQBUFAD	10		2
SEQBUFSZ	14		2
SEQCKCLR	34		2
SEQCKFLG	38	0	2
SEQCKLEN	2C		2
SEQCKMAX	40	24	2
SEQCKNLR	2E		2
SEQCKNOT	30		2
SEQCKPTD	2C		2
SEQCKRD3	3C		2
SEQCKREC	3C	2C	2
SEQCKRU2	39	0	2
SEQCKTEM	40		2
SEQCLOSL	764		2
SEQCOMPL	452	C3D6	2
SEQDBLEN	C	58	2
SEQDCBXL	1B0		2
SEQDEVTA	818		2
SEQDEVTB	81C		2
SEQDEVT0	81C	818	2
SEQDMODL	818		2
SEQDOPST	819		2
SEQDSN	40	8	2
SEQDSNG	62		2
SEQDSNL	60		2
SEQDVCLS	81A		2
SEQEMPFL	93C		2
SEQEMPTY	93C	80	2
SEQEND	93C	93D	2
SEQEOBAD	18		2
SEQESTAE	720		2
SEQFCFR1	38	4	2
SEQFCFR2	38	2	2
SEQFCFR3	38	1	2
SEQFCKDD	38	8	2
SEQFCKIB	38	40	2
SEQFCKPD	38	10	2
SEQFCKPT	38	80	2
SEQFCKSO	38	20	2
SEQFECR1	27	80	2
SEQFECR2	27	40	2
SEQFECR3	27	4	2
SEQFECR4	27	2	2
SEQFECR5	27	1	2
SEQFLGS1	1B7	0	2
SEQFLGS2	1B8	0	2
SEQFLG1	40	0	2
SEQFLG2	41	0	2
SEQFMBLK	27	20	2
SEQFMUR	27	8	2
SEQFMVL	27	10	2
SEQF1CIP	1B7	20	2
SEQF1CWM	1B7	4	2
SEQF1DSN	86E	0	2
SEQF1DSP	930		2
SEQF1DXC	1B7	8	2
SEQF1DXS	1B7	10	2
SEQF1LDS	1B7	40	2
SEQF1LSR	1B7	80	2
SEQF1RCV	1B7	40	2
SEQF1RS1	1B7	2	2
SEQF1RS2	1B7	1	2
SEQF1SND	1B7	80	2
SEQF1VOL	89A	0	2
SEQF1VP	934		2
SEQF1WRK	8A0	0	2
SEQF2PAD	1B8	80	2

SEQF2RS1	1B8	10	2
SEQF2RS2	1B8	8	2
SEQF2RS3	1B8	4	2
SEQF2RS4	1B8	2	2
SEQF2RS5	1B8	1	2
SEQF2R1	41	4	2
SEQF2R2	41	2	2
SEQF2R3	41	1	2
SEQGSDAD	164		2
SEQHDR	0	E2C5	2
SEQHEX	40	10	2
SEQINCOM	448	C9D5	2
SEQJBLTM	1B0		2
SEQJFCBA	1B1		1
SEQJFCBF	768	4040	2
SEQJ2DEL	1B9	615C	2
SEQKERR	41	8	2
SEQKEYA	58		2
SEQKEYL	54		2
SEQKEYW	40	4	2
SEQLCDCB	6C8		2
SEQLDDCB	71C	6C8	2
SEQLEN	8	93D	2
SEQLENCK	A	14	2
SEQLRWRT	20		2
SEQMAXL	43		2
SEQMAXV	50		2
SEQMINL	42		2
SEQMINV	4C		2
SEQMSGA	1B8	40	2
SEQMSGS	1B8	20	2
SEQNATL	40	20	2
SEQNLRAD	1C		2
SEQNOPRM	3E5	60D5	2
SEQNUMR	40	80	2
SEQOBLST	92C	0	2
SEQOPCDE	92C		2
SEQOPENL	738		2
SEQPACK	41	40	2
SEQPADVL	1B6	0	2
SEQPRMA	5C		2
SEQPRML	55		2
SEQQUOT	41	10	2
SEQRDJFC	734		2
SEQRDSBA	1A8		2
SEQRDSBS	1AC		2
SEQREADL	73C		2
SEQRECFM	27	0	2
SEQREGS	168		2
SEQREL	4	F1F0	2
SEQRSCN	40	1	2
SEQRSTR	40	F8	2
SEQRSVD1	E		2
SEQRSVD2	28		2
SEQRSVD5	6C4		2
SEQRSVU1	24	0	2
SEQRSVU4	6C0		2
SEQRSV1	45		2
SEQRSV2	56		2
SEQRTNCD	1B4		2
SEQR10	16C		2
SEQR11	170		2
SEQR12	174		2
SEQR13	178		2
SEQR9	168		2
SEQSAV01	820		2
SEQSTDA	41	20	2

SEQSUBL	40	2	2
SEQSUPC	40		2
SEQSVAR1	17C		2
SEQSVAR2	18C		2
SEQSWORK	194	0	2
SEQTRGA	48		2
SEQTRGL	44		2
SEQUNTYP	81B		2
SEQVOLSR	868	4040	2
SEQWRITL	750		2
SEQWRKPT	938		2
SEQWRITN	2E1	E6D9	2
SEQXMTTD	2D6	E3D9	2
SEQ0001	209		2
SEQ0002	265		2
SEQ0003	284		2
SEQ0004	2AB		2
SEQ0005	2EC		2
SEQ0006	316		2
SEQ0007	3EB		2
SEQ0008	427		2
SEQ0009	466		2
SEQ0011	4AE		2
SEQ0012	505		2
SEQ0013	532		2
SEQ0014	582		2
SEQ0015	5A8		2
SEQ0016	5CC		2
SEQ0017	60C		2
SEQ0018	635		2
SEQ0019	68B		2
SEQ01B	249	24A	2
SEQ01BSZ	260	4040	2
SEQ01DSN	216	4040	2
SEQ01END	260	265	2
SEQ01FX	249	C6E7	2
SEQ01LRL	252	4040	2
SEQ01TXT	20A	C2C4	2
SEQ01U	249	249	2
SEQ01VX	249	249	2
SEQ02END	266	284	2
SEQ02TXT	266	C2C4	2
SEQ03END	285	2AB	2
SEQ03TXT	285	C2C4	2
SEQ04END	2CB	2D6	2
SEQ04RCD	2B4	4040	2
SEQ04TXT	2AC	C2C4	2
SEQ04WRT	2CB	E6D9	2
SEQ04XMT	2CB		2
SEQ05END	2ED	316	2
SEQ05TXT	2ED	C2C4	2
SEQ06END	331	3E5	2
SEQ06FXD	317	C2C4	2
SEQ06VAR	331	4040	2
SEQ07END	421	427	2
SEQ07RCD	421	4040	2
SEQ07TEX	419	40D9	2
SEQ07TXT	3EC	C2C4	2
SEQ08ABT	43E	C1C2	2
SEQ08CMP	43E		2
SEQ08END	43E	448	2
SEQ08INC	43E		2
SEQ08TXT	428	C2C4	2
SEQ09END	494	4AE	2
SEQ09TEX	494	40E2	2
SEQ09TXT	467	C2C4	2
SEQ11END	4DC	505	2

SEQ11TEX	4DC	40C9	2
SEQ11TXT	4AF	C2C4	2
SEQ12END	506	532	2
SEQ12TXT	506	C2C4	2
SEQ13CC	569	4040	2
SEQ13END	57E	582	2
SEQ13FL	562	4040	2
SEQ13SN	573	4040	2
SEQ13ST	57E	4040	2
SEQ13TXT	533	C2C4	2
SEQ14END	5A0	5A8	2
SEQ14TXT	583	C2C4	2
SEQ14TY	5A0		2
SEQ15END	5A9	5CC	2
SEQ15TXT	5A9	C2C4	2
SEQ16END	60A	60C	2
SEQ16ER	602	4040	2
SEQ16RS	60A	4040	2
SEQ16TXT	5CD	C2C4	2
SEQ17END	60D	635	2
SEQ17TXT	60D	C2C4	2
SEQ18DCK	684	C4C5	2
SEQ18DEV	67D	C4C5	2
SEQ18END	66D	66F	2
SEQ18JFR	66F	D9C4	2
SEQ18OBT	676	D6C2	2
SEQ18TXT	636	C2C4	2
SEQ18TYP	63E	4040	2
SEQ1815	66D		2
SEQ19END	68C	6C0	2
SEQ19TXT	68C	C2C4	2
WRITDECB	750	0	2

Scheduler Interface Control Area CSECT — SICA

The scheduler interface control area (SICA) is a temporary work area. It is used with the move mode scheduler work area (SWA) manager to obtain a copy of a scheduler control block.

Function:	The SICA is used to manipulate MVS scheduler control blocks.
Macro ID:	BDTDSICA
DSECT name:	SICA
Created by:	BDTCKPT
Size:	Hex 100 bytes
Pointed to by:	BDTGRCPD
Location:	Subpool 230

OFFSETS TYPE LENGTH NAME DESCRIPTION

MAPS THE SCHEDULER INTERFACE CONTROL AREA

HEADER SECTION

0	(0)	ADDRESS	4	SICALINK	POINTER TO NEXT SICA
4	(4)	CHARACTER	4	SICAID	CONTROL BLOCK IDENTIFIER
8	(8)	CHARACTER	4	SICAREL	VERSION/RELEASE IDENTIFIER
12	(C)	ADDRESS	2	SICALEN	LENGTH OF SICA
14	(E)	BITSTRING	1	SICAFLGS	FLAG BYTE

		1... ..		SICANFCP	"BIT0" SICA NOT FROM CELLPOOL
		.1..		SICAFLG1	"BIT1" RESERVED
		..1.		SICAFLG2	"BIT2" RESERVED
		...1		SICAFLG3	"BIT3" RESERVED
	 1...		SICAFLG4	"BIT4" RESERVED
	1..		SICAFLG5	"BIT5" RESERVED
	1.		SICAFLG6	"BIT6" RESERVED
	1		SICAFLG7	"BIT7" RESERVED
15	(F)	FIXED	1	SICACBID	SWA CONTROL BLOCK ID
15	(F)	FIXED		SICASIZE	"256"
		111. .11.		SICAPPOOL	"230"
			SICAHDR	POINTER TO NEXT SICA
16	(10)	CHARACTER	1	SICADATA	

SWA CONTROL BLOCK TARGET AREA

16	(10)	CHARACTER	176	SICATGT	SWA CONTROL BLOCK TARGET AREA
----	------	-----------	-----	---------	-------------------------------

SWA CONTROL BLOCK ACCESS PARAMETERS SICAMEPA DS CL(L 'SWAMMEPA) MOVE MODE EXTERNAL PARAMETER AREA

192	(C0)	CHARACTER	36	SICAQMPA	QUEUE MANAGER PARAMETER AREA
228	(E4)	CHARACTER	8	SICAMEPA	MOVE MODE EXTERNAL PARAMETER AREA
236	(EC)	CHARACTER	20		

SNA Buffer Pool Control Block — SNBP

The SNA buffer pool control block (SNBP) is built as the result of a SNABUF initialization statement. For each buffer pool, storage is obtained at BDT initialization for an SNBP, extent entries, and buffers for the primary extent. Secondary extents are acquired dynamically. The SNBP contains information describing that buffer pool, including a pointer to each extent, the buffer size, the number of buffers in each extent, the maximum number of secondary extents, and the number of available buffers.

Function:	Provides information describing a buffer pool
Macro ID:	BDTDSNB
DSECT name:	SNBP
Created by:	INR2 via BDTXGTMN
Size:	Hex 60 bytes
Accessed by:	INR1, INR2, IQCP, SCBUF, SCMGR, SCOCT
Location:	BDT address space

OFFSETS TYPE LENGTH NAME DESCRIPTION

SNA BUFFER POOL

MAPS THE SNA BUFFER POOL AND SNA INITIALIZATION
CONTROL BLOCKS
SNA BUFFER POOL CONTROL BLOCK

0	(0)	CHARACTER	4	SNBPID	CONTROL BLOCK ID
4	(4)	ADDRESS	4	SNBPNEXT	NEXT BUF POOL CONTROL BLOCK
8	(8)	ADDRESS	4	SNBPSIZE	BUFFER SIZE
12	(C)	ADDRESS	4	SNBPPXSZ	PRIMARY EXTENT SIZE
16	(10)	ADDRESS	4	SNBPSXSZ	SECONDARY EXTENT SIZE
20	(14)	ADDRESS	4	SNBPSXNO	NUMBER OF SECONDARY EXTENTS
24	(18)	ADDRESS	2	SNBPATF	ANTI THRASHING FACTOR (%)
26	(1A)	BITSTRING	1	SNBPFLG1	FLAGS
		1... ..		SNBPADL	"BIT0" AUTO DELETE SECONDARY EXTNS
27	(1B)	BITSTRING	1	SNBPRSD1	RESERVED FOR DEVELOPMENT

BUFFER POOL STATISTICS

28	(1C)	ADDRESS	4	SNBPTOTL	CURRENT SIZE OF BUFFER POOL
32	(20)	ADDRESS	4	SNBPINUS	CURRENT NUM OF BUF IN USE
36	(24)	ADDRESS	4	SNBPSEXT	CUR NUM OF SECONDARY EXTENTS
40	(28)	ADDRESS	4	SNBPDPLT	NUM OF TIMES BUF PL DEPLETED
44	(2C)	ADDRESS	4	SNBPMXSZ	MAXIMUM SIZE OF BUFFER POOL
48	(30)	ADDRESS	4	SNBPMXUS	MAX NUMBER OF BUFFER IN USE
52	(34)	ADDRESS	4	SNBPMXSE	MAX NUM OF SECONDARY EXTENTS
56	(38)	BITSTRING	1	SNBP SUB1	SUBPOOL FOR SNA BUFFER POOLS
57	(39)	BITSTRING	1	SNBPRSD2	RESERVED FOR DEVELOPMENT
60	(3C)	ADDRESS	4	SNBPRSD3	RESERVED FOR DEVELOPMENT
			SNBPFIXD	LENGTH = L'SNBPFIXD

EXTENT ENTRY

64	(40)	ADDRESS	4	SNBPXPTR	POINTER TO THE EXTENT
68	(44)	ADDRESS	4	SNBPXCNT	NUM OF AVAILABLE BUF IN THE EXTENT
72	(48)	FIXED	4	SNBPXNXT	ALIGN TO START OF NEXT ENT
		.1... ..		SNBPXENT	LENGTH = L'SNBXPENT

SNA BUFFER POOL EXTENT

0	(0)	ADDRESS	4	SNBPXSIZ	AMOUNT OF STORAGE OBTAINED FOR THIS EXTENT
4	(4)	ADDRESS	4		RESERVED
8	(8)	ADDRESS	4	SNBPXAVL	FIRST AVAILABLE BUFFER
12	(C)	ADDRESS	4	SNBPXQUC	QUEUE UPDATE COUNT
	 1...		SNBPXHDR	FIRST AVAILABLE BUFFER
16	(10)	ADDRESS	4	SNBPXFST	FIRST BUFFER IN THIS EXTENT
20	(14)	ADDRESS	4	SNBPXLST	LAST BUFFER IN THIS EXTENT
24	(18)	FIXED	4	SNBPXBUF	FIRST BUFFER IN THIS EXTENT
			SNBPXPFX	LENGTH = L'SNBXPFX

Chapter 13. Transfer Vector Table — TVT

The transfer vector table (TVT) is the primary control block of BDT. It includes:

- Pointers to the beginning of control block chains
- Addresses of general BDT routines
- Constants
- Initialization parameters from the OPTIONS statement.

Function: The TVT is a central source of information for all BDT routines.

Macro ID: BDTDTV

DSECT name: BDTGRVT

Loaded by: BDTINTK, during BDT initialization

Size: Hex 7DD bytes

Pointed to by: Register 12, JMLREG12, GSDTV, FCTTVPTR

Location: BDTGRVT CSECT in BDTNUC

OFFSETS TYPE LENGTH NAME DESCRIPTION TVTABLE "BDTGRVT"

TVT HEADER FILES

0	(0)	CHARACTER	4	TVTID	TVTABLE ID
4	(4)	CHARACTER	4	TVTVERS	TVTABLE VERSION ID
8	(8)	ADDRESS	2	TVTLNGTH	TVTABLE LENGTH
12	(C)	ADDRESS	4	TVTINDAT	BDTINIT DATE BDT STARTED 00YYDDDF
16	(10)	ADDRESS	4	TVTINTIM	BDTINIT TIME BDT STARTED HHMSSSTH
20	(14)	CHARACTER	4	TVTRELNR	BDT RELEASE NUMBER

ROUTINE ENTRY POINTS

24	(18)	ADDRESS	4	TVTEPS	START OF ENTRY POINTS
24	(18)	ADDRESS	4	TVTASAVE	"V(ASAVEYES)"BDTGRSV ASAVE PROCESSING
28	(1C)	ADDRESS	4	TVTASVRT	"V(ASARETRN)"BDTGRSV ASAVE PROCESSING RETURN

RESOURCE MANAGEMENT

32	(20)	ADDRESS	4	TVTAEQ	"V(RESMGMT)" BDTGRRQ RESOURCE MANAGEMENT
	..1.		TVTAENQ	"TVTAEQ" RESOURCE MANAGEMENT
	..1.		TVTATEST	"TVTAEQ" RESOURCE MANAGEMENT

GETMAIN/FREEMAIN ADDRESS

36	(24)	ADDRESS	4	TVTAPTMN	"V(PUTMAINX)" BDTGRGM FREEMAIN
40	(28)	ADDRESS	4	TVTAGTMN	"V(GETMAINX)" BDTGRGM GETMAIN
44	(2C)	ADDRESS	4	TVTALLOC	"V(BDTGRDA)" BDTGRDA ADDR OF DYNAM ALLOCAT RTN

QUIK CELL

48	(30)	ADDRESS	4	TVTXBPL	"V(BDTXBPL)" BDTGRQC QUIK CELL SVCS BUILD POOL
52	(34)	ADDRESS	4	TVTXCPD	"V(BDTXCPD)" BDTGRQC QUIK CELL SVCS CPD ACCESS
56	(38)	ADDRESS	4	TVTXGCL	"V(BDTXGCL)" BDTGRQC QUIK CELL SVCS GET CELL
60	(3C)	ADDRESS	4	TVTXRCL	"V(BDTXRCL)" BDTGRQC QUIK CELL SVCS RETRN CELL
64	(40)	ADDRESS	4	TVTXDPL	"V(BDTXDPL)" BDTGRQC QUIK CELL SVCS DEL POOL

AWAIT

68	(44)	BITSTRING	1	TVTAWAIT	AWAIT CONDITION CODE
69	(45)	ADDRESS	3	TVTAWTA	"VL3(AWAITX)"BDTGRCT MFM AWAIT PROCESSING
72	(48)	BITSTRING	1	TVTAWTL	AWAIT LIST CONDITION CODE
73	(49)	ADDRESS	3	TVTAWTLA	"VL3(AWAITX)"BDTGRCT MFM AWAIT PROCESSING
76	(4C)	BITSTRING	1	TVTAWTOF	AWAITOFF CONDITION CODE
77	(4D)	ADDRESS	3	TVTAWTOA	"VL3(AWAITX)"BDTGRCT MFM AWAIT PROCESSING
80	(50)	BITSTRING	1	TVTAWTOL	AWAITOFF LIST CONDITION CODE
81	(51)	ADDRESS	3	TVTWTOLA	"VL3(AWAITX)"BDTGRCT MFM AWAIT PROCESSING
84	(54)	BITSTRING	1	TVTAWTE	AWAIT EXIT CONDTION CODE
85	(55)	ADDRESS	3	TVTAWTEA	"VL3(AWAITX)"BDTGRCT MFM AWAIT PROCESSING

ESTAE

88	(58)	ADDRESS	4	TVTABMN0	"V(BDTABMN)"BDTABMN BDT ESTAE ROUTINE
92	(5C)	ADDRESS	4	TVTABND0	"V(BDTABN0)"BDTABN0 ABEND
96	(60)	ADDRESS	4	TVTABSRV	"V(ABSERV2)"BDTABMN ESTAE RECOVERY ABEND SVC
100	(64)	ADDRESS	4	TVTFDAP	"V(FAILDAPX)"BDTABMN FAIL A DAP
104	(68)	ADDRESS	4	TVTGSDAX	"V(ABSERV1)"BDTABMN ESTAE EXIT ABEND SVC RTN

COMMON SUBTASK

108	(6C)	BITSTRING	1	TVTCSECF	COMMON SUBTASK REQUEST ECF
		1... ..		TVTCSPST	"BIT0" COMMON SUBTASK REQUEST POST
		.1..		TVTCSRS1	"BIT1" RESERVED
		..1.		TVTCSRS2	"BIT2" RESERVED
		...1		TVTCSRS3	"BIT3" RESERVED
	 1...		TVTCSRS4	"BIT4" RESERVED
	1..		TVTCSRS5	"BIT5" RESERVED
	1.		TVTCSRS6	"BIT6" RESERVED

		1	TVTCSRS7	"BIT7" COMMON SUBTASK TERMINATION
108	(6C)	ADDRESS	4	TVTCSRQR	"V(BDTCSRQ)" BDTGRCS COMN SUBTASK REQST QUEUE RTN
112	(70)	ADDRESS	4	TVTCSRCP	COMN SUBTSK RQST CELL POOL
FCT ROUTINE					
116	(74)	ADDRESS	4	TVTADFCT	"V(ADDFCTX)" BDTGRFC ADD FCT ROUTINE
120	(78)	ADDRESS	4	TVTDLFCT	"V(DELFCTX)" BDTGRFC DELETE FCT ROUTINE
124	(7C)	ADDRESS	4	TVTENFCT	"V(ENQFCTX)" BDTGRFC ENQ/DEQ FCT ROUTINE
128	(80)	ADDRESS	4	TVTGTFC	"V(GETFCTX)" BDTGRFC GET FCT ROUTINE
132	(84)	ADDRESS	4	TVTPTFC	"V(PUTFCTX)" BDTGRFC PUT FCT ROUTINE
INTERFUNCTION COMMUNICATION MANAGER					
136	(88)	BITSTRING	1	TVTIFECF	INTER FUNC COMMGR ECF
			1...	TVTIFPST	"BIT0" INTER FUNC COMMGR POST
136	(88)	ADDRESS	4	TVTIFSND	"V(BDTIFCS)" BDTIFCM INTER FUNC COM SEND RTN
JOB NUMBER					
140	(8C)	ADDRESS	4	TVTFDJNR	"V(JOBNTEXT)"BDTGRJN FIND JOB NUMBER
144	(90)	ADDRESS	4	TVTJOBNR	"V(JOBNMBER)"BDTGRJN JOB NUMBER
148	(94)	ADDRESS	4	TVTJNUMR	"V(RETURNJN)"BDTGRJN RETURN A JOB NUMBER
DAP					
152	(98)	ADDRESS	4	TVTJSSRT	"V(JSSRTN)" BDTGRJR DAP RETURN POINT TO BDTGRJR
156	(9C)	ADDRESS	4	TVTJSSNJ	"V(NJERTN)" BDTGRJR DAP RETURN POINT TO BDTGRJR
160	(A0)	ADDRESS	4	TVTXCKPT	"V(BDTXCKPT)" BDTCKPT DAP CHECKPOINT ROUTINE
GETLU/PUTLU					
164	(A4)	ADDRESS	4	TVTGETLU	"V(GETLUI)" BDTGRGU GETLU
168	(A8)	ADDRESS	4	TVTPUTLU	"V(PUTLUI)" BDTGRGU PUTLU
LU					

172	(AC)	ADDRESS	4	TVTLOPN0	"V(BDTLOPN)" BDTLAMB LU OPEN
176	(B0)	ADDRESS	4	TVTLCLS0	"V(BDTLCLS)" BDTLAMB LU CLOSE
180	(B4)	ADDRESS	4	TVTLPUT0	"V(BDTLPUT)" BDTLAMB LU GET
184	(B8)	ADDRESS	4	TVTLGET0	"V(BDTLGET)" BDTLAMB LU PUT
188	(BC)	ADDRESS	4	TVTLRD0	"V(BDTLRD)" BDTLAMB LREAD ROUTINE EP
192	(C0)	ADDRESS	4	TVTLWRT0	"V(BDTLWRT)" BDTLAMB LWRITE ROUTINE EP

TRACE

196	(C4)	ADDRESS	4	TVTXTRC	"V(BDTGRTX)" BDTGRTX TRACE ROUTINE ENTRY POINT
200	(C8)	ADDRESS	4	TVTVATR	"V(ATRSTART)"BDTGRTX TRACE ROUTINE CONTROL AREA
204	(CC)	ADDRESS	4	TVTLGREC	"V(BDLOGREC)"BDTABMN LOGREC SUPPRESSION ROUTINE
208	(D0)	ADDRESS	4	TVTRSD01	RESERVED
212	(D4)	ADDRESS	4	TVTRSD02	RESERVED

RBAM

216	(D8)	ADDRESS	4	TVTRFMT0	"V(RFORMAT)" BDTRBAM RBAM FORMAT QUEUE
220	(DC)	ADDRESS	4	TVTRALC0	"V(RALLOC)" BDTRBAM ALLOC BLOCKS (RBNS)
224	(E0)	ADDRESS	4	TVTRCLS0	"V(RCLOSE)" BDTRBAM CLOSE RBAM FILE
228	(E4)	ADDRESS	4	TVTROPN0	"V(ROPEN)" BDTRBAM OPEN RBAM FILE
232	(E8)	ADDRESS	4	TVTRPRG0	"V(RPURGE)" BDTRBAM RETURN BLOCKS (RBNS)
236	(EC)	ADDRESS	4	TVTRRED0	"V(RREAD)" BDTRBAM READ DATA
240	(F0)	ADDRESS	4	TVTRWRT0	"V(RWRITE)" BDTRBAM WRITE DATA

SNA MANAGEMENT

244	(F4)	ADDRESS	4	TVTSNOPN	SET BY BDTSCMGR SNA BDTXL0PN EXTENSION
248	(F8)	ADDRESS	4	TVTSNCLS	SET BY BDTSCMGR SNA BDTXLCLS EXTENSION
252	(FC)	ADDRESS	4	TVTSNGET	SET BY BDTSCMGR SNA BDTXLGET EXTENSION
256	(100)	ADDRESS	4	TVTSNPUT	SET BY BDTSCMGR SNA BDTXLPUT EXTENSION
260	(104)	ADDRESS	4	TVTSCDTA	SET BY BDTSCMGR
264	(108)	ADDRESS	4	TVTSNRD	SET BY BDTSCMGR BDTXLRD EXTENSION
268	(10C)	ADDRESS	4	TVTSNWRT	SET BY BDTSCMGR BDTXLWRT EXTENSION

ADDITIONAL ADDRESSES

272	(110)	ADDRESS	4	TVTDQMSG	"V(DEQMSGX)" BDTQM BDTXDQMS SERVICE ROUTINE
276	(114)	ADDRESS	4	TVTRQTBA	"V(RQTAADDX)"BDTGRRQ RQ TABLE ADD
280	(118)	ADDRESS	4	TVTRQTBD	"V(RQTADELX)"BDTGRRQ RQ TABLE DEL

284	(11C)	ADDRESS	4	TVTRQTBP	"V(RQTAPUTX)"BDTGRRQ RQ TABLE PUT
288	(120)	ADDRESS	4	TVTXJCT	"V(BDTXJCT)" BDTGRJX JCT ACCESS ROUTINE
292	(124)	ADDRESS	4	TVTXJQE	"V(BDTXJQE)" BDTGRJX JQE ACCESS ROUTINE
296	(128)	ADDRESS	4	TVTXCOMP	"V(BDTXCOMP)"BDTCMQM SCNBLNK COMPRESSION ROUTINE
300	(12C)	ADDRESS	4	TVTXDCMP	"V(BDTXDCMP)"BDTGRDC DATA COMPRESS/DECOMPRESS
304	(130)	BITSTRING	1	TVTBDKEY	BDT STORAGE PROTECT KEY
304	(130)	ADDRESS	4	TVTCKPNT	"V(BDTCHECK)"BDTGRCP CHECKPOINT
308	(134)	ADDRESS	4	TVTABNGT	"V(ABNCORE)" BDTABN0 VIRT ADDR VALID'N RTN
312	(138)	ADDRESS	4	TVTCSF	"V(GRGSNTRY)"BDTGRGS CALL SUBTASK FUNCTION RTN
316	(13C)	ADDRESS	4	TVTDJNR	"V(BDTDJNR)" BDTDJNR DJC NET RELEASE PROCESSING
320	(140)	ADDRESS	4	TVTRSD51	RESERVED
324	(144)	ADDRESS	4	TVTMDLK	"V(BDTMODUP)"BDTABMN MODULE NAME LOOK UP ROUTINE
328	(148)	ADDRESS	4	TVTMESAG	"V(MESSAGEX)"BDTCMQM CONSOLE MESSAGE
332	(14C)	ADDRESS	4	TVTNMSG	"V(MESSAGEH)"BDTCMQM MESSAGE HANDLER SUPPORT
336	(150)	ADDRESS	4	TVTMFMEP	"V(CNTORG)" BDTGRCT EP FOR MULTI FUNC MONITOR
340	(154)	ADDRESS	4	TVTSUPC	"V(BDTSUPC)" BDTSUPC SUPRSCAN ROUTINE ENTRY PNT
344	(158)	ADDRESS	4	TVTTUAM	"V(BDTTUAMX)"BDTGRDA MJD TEXT UNIT ACS METHOD
348	(15C)	ADDRESS	4	TVTRSD05	RESERVED
352	(160)	ADDRESS	4	TVTXOIDF	"V(BDTXOIDX)"BDTGRXD XOID FORMATTING ROUTINE
356	(164)	ADDRESS	4	TVTXTIME	"V(BDTXTIME)"BDTGRTS TIMING SERVICES
360	(168)	ADDRESS	4	TVTRSD06	RESERVED
364	(16C)	ADDRESS	4	TVTXACC	"V(BDTXACC)" BDTACDV BDT ACCOUNTING STIMER RRTN
368	(170)	ADDRESS	4	TVTXLOG	"V(BDTGRLG)" BDTGRLG BDT LOG MANAGER

ACCESS METHOD CONTROL BLOCK ADDRESSES
(ORDER MUST BE MAINTAINED)

372	(174)	ADDRESS	4	TVTSLACB	ACCESS METHOD CB POINTER
376	(178)	ADDRESS	4	TVTSLEXL	ACCESS METHOD CB POINTER
380	(17C)	ADDRESS	4	TVTSLRPL	ACCESS METHOD CB POINTER
380	(17C)			TVTSDVBL	TVTSLACB (ACCESS METHOD CB POINTER)
384	(180)	ADDRESS	4	TVTRSD10	RESERVED
388	(184)	ADDRESS	4	TVTEXL	"V(BDTXEXL)" BDTGRPT USER EXIT RTN ADDRESS LIST

RESERVED FIELDS

392	(188)	ADDRESS	4	TVTRSD11	RESERVED
396	(18C)	ADDRESS	4	TVTRSD12	RESERVED
400	(190)	ADDRESS	4	TVTRSD13	RESERVED
404	(194)	ADDRESS	4	TVTRSD14	RESERVED
408	(198)	ADDRESS	4	TVTRSD15	RESERVED

412	(19C)	ADDRESS	4	TVTRSD05	RESERVED
416	(1A0)	ADDRESS	4	TVTRSD06	RESERVED
420	(1A4)	ADDRESS	4	TVTRSD07	RESERVED
424	(1A8)	ADDRESS	4	TVTRSD08	RESERVED
428	(1AC)	ADDRESS	4	TVTRSD09	RESERVED
432	(1B0)	ADDRESS	4	TVTRSD10	RESERVED
436	(1B4)	ADDRESS	4	TVTRSD11	RESERVED
440	(1B8)	ADDRESS	4	TVTRSD12	RESERVED
444	(1BC)	ADDRESS	4	TVTRSD13	RESERVED
448	(1C0)	ADDRESS	4	TVTRSD14	RESERVED
452	(1C4)	ADDRESS	4	TVTRSD15	RESERVED
456	(1C8)	ADDRESS	4	TVTEPE	END OF ENTRY POINTS

SYSTEM TABLE POINTERS

456	(1C8)	ADDRESS	4	TVTABDCB	"V(ABNDCB)" BDTABN0 ABEND DCB
-----	-------	---------	---	----------	-------------------------------

BDT INITIALIZATION FLAG

460	(1CC)	BITSTRING	1	TVTINITF	BDTINCN BDT INITIALIZATION FLAGS
		1... ..		TVTINCMF	"BIT0" INITIALIZATION COMPLETE FLAG
		.1..		TVTINIR1	"BIT1" RESERVED
		..1.		TVTINIR2	"BIT2" RESERVED
		...1		TVTINIR3	"BIT3" RESERVED
	 1...		TVTINIR4	"BIT4" RESERVED
	1..		TVTINIR5	"BIT5" RESERVED
	1.		TVTINIR6	"BIT6" RESERVED
	1		TVTINIR7	"BIT7" RESERVED
464	(1D0)	ADDRESS	4	TVTINDTA	SET BY BDTINTK POINTER TO INIT DATA CSECT
468	(1D4)	ADDRESS	4	TVTMSTCB	BDTINIT BDT MASTER TCB

CELL POOL ADDRESSES

472	(1D8)	ADDRESS	4	TVTFCTCP	ADDR OF FCT CELL POOL CPB
476	(1DC)	ADDRESS	4	TVTICMCP	ADDR OF ICMB CELL POOL CPB
480	(1E0)	ADDRESS	4	TVTIFCCP	ADDR OF IFC CELL POOL CPB
484	(1E4)	ADDRESS	4	TVTIFNCP	ADDR OF NJE IFC CELL POOL CPB
488	(1E8)	ADDRESS	4	TVTJCBP	ADDR JCT BUFR CELL POOL CPB
492	(1EC)	ADDRESS	4	TVTJMLCP	ADDR OF JML CELL POOL CPB
496	(1F0)	ADDRESS	4	TVTNUMAP	"V(NUCMAP)" BDTGRVT MAP OF BDTNUC CSECTS
500	(1F4)	ADDRESS	4	TVTOCMCP	ADDR OF OCMB CELL POOL CPB
504	(1F8)	ADDRESS	4	TVTSCPD	"V(CPDTABLE)"BDTGRCPD BDT SYSTEM CELL POOL DIRECT
508	(1FC)	ADDRESS	4	TVTSVCPB	ADDR SAV AREA CELL POOL CPB
512	(200)	ADDRESS	4	TVTTQECF	ADDR OF TQE CELL POOL CPB
516	(204)	ADDRESS	4	TVTTQICP	ADDR OF TQI CELL POOL CPB

LCT ADDRESSES

520	(208)	ADDRESS	4	TVTIFC	SET BY BDTINR2 START OF IFC LCTS
524	(20C)	ADDRESS	4	TVTLCTUN	SET BY BDTINGN LOGICAL UNITS TABLE
528	(210)	ADDRESS	4	TVTRSTPU	SET BY BDTINR2 1ST PU ENTRY

532	(214)	ADDRESS	4	TVTRLTTB	IN RESTABL SET BY BDTINR2 RESIDENT RLT TABLE
536	(218)	ADDRESS	4	TVTSNBP	SET BY BDTINR2 SNA BUFFER POOL
540	(21C)	ADDRESS	4	TVTSNLTP	SET BY BDTSNA SNA LINE LCTUNITS CHAIN
544	(220)	ADDRESS	4	TVTXFER	SET BY BDTINR2 START OF TRANSFER LCTS
548	(224)	ADDRESS	4	TVTMSGDV	ADDR OF FIRST MSGD DATA AREA

RESERVED FIELDS

552	(228)	ADDRESS	4	TVTRSD17	RESERVED
556	(22C)	ADDRESS	4	TVTRSD18	RESERVED
560	(230)	ADDRESS	4	TVTRSD16	RESERVED
564	(234)	ADDRESS	4	TVTRSD17	RESERVED
568	(238)	ADDRESS	4	TVTRSD18	RESERVED

TRANSACTION DRIVER QUEUE

576	(240)		8	TVTXDQUE	TRANSACTION DRIVER QUEUE
576	(240)	ADDRESS	4	TVTADFQE	ADDRESS OF FIRST QUEUE ENTRY
580	(244)	ADDRESS	4	TVTXDQCT	NUMBER OF ELEMENTS QUEUED
584	(248)	ADDRESS	2	TVTXDQHI	HIGH WATER MARK
586	(24A)	ADDRESS	2	TVTXDQLO	LOW WATER MARK
592	(250)		8	TVTXMQUE	CROSS MEMORY QUEUE
592	(250)	ADDRESS	4	TVTXMQ	CMDV CROSS MEMORY QUEUE
596	(254)	ADDRESS	4	TVTXMQCT	NUMBER OF ELEMENTS ON QUEUE
600	(25A)	ADDRESS	2	TVTXMQHI	HIGH WATER MARK
602	(25A)	ADDRESS	2	TVTXMQLO	LOW WATER MARK

TRANSACTION DRIVER ECF

604	(25C)	BITSTRING	1	TVTXDECF	TRANSACTION DRIVER ECF
		1... ..		TVTXDXQD	"BIT0" TRANSACTION QUEUED
		.1... ..		TVTXDIFC	"BIT1" INTER FUNCTION COMM POST
		..1.		TVTXDQR1	"BIT2" RESERVED
		...1		TVTXDQR2	"BIT3" RESERVED
	 1...		TVTXDQR3	"BIT4" RESERVED
	1..		TVTXDQR4	"BIT5" RESERVED
	1.		TVTXDQR5	"BIT6" RESERVED
	1		TVTXDQR6	"BIT7" RESERVED
608	(260)	ADDRESS	4	TVTRSV01	RESERVED
612	(264)	ADDRESS	4	TVTRSV02	RESERVED
616	(268)	ADDRESS	4	TVTRSV03	RESERVED
620	(26C)	ADDRESS	4	TVTRSV04	RESERVED

DAP COUNTERS
(COMPARE AND SWAP MUST BE USED TO ALTER)

624	(270)	FIXED	4	TVTRSDAP	RESIDENT DAP COUNTER
628	(274)	FIXED	4	TVTNRDAP	DYNAMIC DAP COUNTER
632	(278)	FIXED	4	TVTCLDAP	CALLED DAP COUNTER

BDT TERMINATION FLAG 1 DEFINITION
(COMPARE AND SWAP MUST BE USED TO ALTER)

Address	Length	Type	Count	Field Name	Description
636	(27C)	BITSTRING	1	TVTPFLG1	BDT TERMINATION FLAG 1
		1... ..		TVTDYNS0	"BIT0" DYNAMIC DAP COUNT = 0
		.1..		TVTCALLO	"BIT1" CALLED DAP COUNT =
		..1.		TVTPRES4	"BIT2" RESIDENT DAP COUNT = 4
		...1		TVTPRES0	"BIT3" RESIDENT DAP COUNT = 0
	 1...		TVTPABMN	"BIT4" FCT ABEND LIMIT REACHED
	1..		TVTFTFEC	"BIT5" FTF EFP COMPLETE
	1.		TVTNJEEC	"BIT6" NJE EFP COMPLETE
	1		TVTPTERM	"BIT7" BDT SHUTDOWN IN PROGRESS

BDT TERMINATION FLAG 2 DEFINITION
(COMPARE AND SWAP MUST BE USED TO ALTER)

Address	Length	Type	Count	Field Name	Description
637	(27D)	BITSTRING	1	TVTPFLG2	BDT TERMINATION FLAG 2
		1...		TVTPCMDV	"BIT0" BDTCMDV TERMINATION
		.1..		TVTPGRJS	"BIT1" BDTGRJS ROUTINE ERROR
		..1.		TVTPERR	"BIT2" BDTCMDV ROUTINE ERROR
		...1		TVTPGRGS	"BIT3" CRITICAL FCT ENDING
	 1...		TVTPF2R1	"BIT4" RESERVED
	1..		TVTPF2R2	"BIT5" RESERVED
	1.		TVTPF2R3	"BIT6" RESERVED
	1		TVTPF2R4	"BIT7" RESERVED

RESERVED FIELDS

Address	Length	Type	Count	Field Name	Description
638	(27E)	BITSTRING	2	TVTRSV05	RESERVED
640	(280)	ADDRESS	4	TVTRSV06	RESERVED
644	(284)	ADDRESS	4	TVTRSV07	RESERVED
648	(288)	ADDRESS	4	TVTRSV08	RESERVED
652	(28C)	ADDRESS	4	TVTRSV19	RESERVED
656	(290)	ADDRESS	4	TVTRSV20	RESERVED
660	(294)	ADDRESS	4	TVTRSV21	RESERVED

BDTINIT ECB

Address	Length	Type	Count	Field Name	Description
664	(298)	ADDRESS	4	TVTITECB	ECB FOR BDTINIT TO WAIT ON

BDT MASTER ECB

Address	Length	Type	Count	Field Name	Description
668	(29C)	ADDRESS	4	TVTMECBL	BDT MASTER ECB LIST
668	(29C)	BITSTRING	1	TVTMTECB	BDT MASTER ECB FLAG
		.111 1111		TVTMTOFF	"X'7F'" RESET MASTER ECB
		1...		TVTMTON	"X'80'" SET MASTER ECB FLAG
669	(29D)	ADDRESS	3	TVTAMECB	ADDRESS OF MASTER ECB

MCS CONSOLE COMMAND ECB

672	(2A0)	ADDRESS	4	TVTMCECB	MCS CONSOLE COMMAND ECB
		.111 1111		TVTMCOFF	"X'7F'" RESET MASTER CONSOLE ECB
		1...		TVTMCON	"X'80'" SET MASTER CONSOLE ECB

BDT MASTER ECB

676	(2A4)	ADDRESS	4	TVTMSECB	BDTINIC BDT MASTER ECB
		.111 1111		TVTMSOFF	"X'7F'" RESET MASTER ECB
		1...		TVTMSON	"X'80'" SET MASTER ECB
680	(2A8)	ADDRESS	4	TVTNUECB	SET BY BDTINTK ECB THAT BDTINTK WAITS ON

MISCELLANEOUS INFORMATION

684	(2AC)	ADDRESS	4	TVTAMQUE	BDT ACTION MESSAGE QUEUE
688	(2B0)	ADDRESS	4	TVTBTAB	BDTRBAM RBAM BIT TABLE
692	(2B4)	ADDRESS	4	TVTCKPAR	"V(CKPTDATA)"BDTGRCP CHECKPOINT AREA
696	(2B8)	ADDRESS	4	TVTCMTCB	BDTCMDV'S TCB
700	(2BC)	ADDRESS	4	TVTCSRQU	COMMON SUBTASK REQUEST QUEUE
704	(2C0)	ADDRESS	4	TVTEFTOP	RQ ENDING FUNCTION TOP
708	(2C4)	ADDRESS	4	TVTNETOP	NJE ENDING FUNCTION QUEUE
712	(2C8)	ADDRESS	4	TVTFCTTP	"V(FCTTOP)" BDTGRPT FIRST FCT ENTRY
716	(2CC)	ADDRESS	4	TVTMSGQU	SET BY BDTCMSG OCBM QUEUE FOR BDTMSDV
720	(2D0)	ADDRESS	4	TVTITKPM	SET BY BDTINIT BDTINTK PARMS LIST ADDR
724	(2D4)	ADDRESS	4	TVTJNM	ADDRESS OF JOB NUMBER TABLE
728	(2D8)	ADDRESS	4	TVTJQX	"V(JQXSTART)"BDTGRJX ADDR JQX
732	(2DC)	ADDRESS	4	TVTJSSFC	"V(JSSFCT)" BDTGRPT BDTGRJS FCT
736	(2E0)	ADDRESS	4	TVTLBDCB	SET BY BDTINTK BDTLIB DCB POINTER
740	(2E4)	ADDRESS	4	TVTRSD19	RESERVED

NUCLEUS STARTING AND ENDING ADDRESS

744	(2E8)	ADDRESS	4	TVTSTGLS	BDTGRVT START OF NUCLEUS
748	(2EC)	BITSTRING	1	TVTNUCND	END OF NUCLEUS FLAG
749	(2ED)	ADDRESS	3	TVTNUCNA	END OF NUCLEUS ADDRESS
752	(2F0)	ADDRESS	4	TVTOCMQU	OUTPUT CONSOLE MESSAGE QUEUE
756	(2F4)	ADDRESS	4	TVTRSTBL	"V(RESTABLX)"BDTGRRQ RESOURCE MGMT TABLE
760	(2F8)	ADDRESS	4	TVTTRTAB	"V(TRANSTAB)"BDTGRVT SYSTEM TRANSLATE TABLE
764	(2FC)	ADDRESS	4	TVTSCAN	"V(SCNSTART)"BDTGRCN SCAN/VALIDATE/TRANSLATE TBL
768	(300)	ADDRESS	4	TVTSPDCB	BDTRBAM SPOOL DCB

772	(304)	ADDRESS	4	TVTSSCVT	POINTER TO BDT SSCVT
776	(308)	ADDRESS	4	TVTWFC	"V(WAIT FCTFCT)" BDTGRPT WAIT ADDR

RESERVED FIELDS

780	(30C)	ADDRESS	4	TVTRSD20	RESERVED
784	(310)	ADDRESS	4	TVTRSD21	RESERVED
788	(314)	ADDRESS	4	TVTRSD22	RESERVED
792	(318)	ADDRESS	4	TVTRSD23	RESERVED
796	(31C)	ADDRESS	4	TVTRSD24	RESERVED
800	(320)	ADDRESS	4	TVTRSD23	RESERVED
804	(324)	ADDRESS	4	TVTRSD24	RESERVED
808	(328)	ADDRESS	4	TVTRSD25	RESERVED
812	(32C)	ADDRESS	4	TVTRSD26	RESERVED
816	(330)	ADDRESS	4	TVTRSD27	RESERVED
820	(334)	ADDRESS	4	TVTRSD28	RESERVED
824	(338)	ADDRESS	4	TVTRSD29	RESERVED

MASTER DDBFX

828	(33C)	BITSTRING	12	TVTDBRQ	MASTER DDBFX
840	(348)	BITSTRING	1	TVTDBFX	MASTER DDBFX

STANDARDS/DEFAULTS AND DATA - FULLWORD

848	(350)	FIXED	4	TVTRSD33	RESERVED
852	(354)	FIXED	4	TVTSZBUF	SET BY BDTINIO SIZE OF BUFFER FULLWORD
852	(354)	FIXED	2	TVTSZBUX	INITIALIZE 1ST HALFWORD
854	(356)	FIXED	2	TVTBUF SZ	SET BY BDTINIO SIZE OF BUFFER HALFWORD
856	(358)	ADDRESS	4	TVTRSD34	RESERVED
860	(35C)	FIXED	4	TVTCPUID	CPU ID
860	(35C)	BITSTRING	1	TVTCPUVC	CPU VERSION CODE
861	(35D)	BITSTRING	1	TVTCPUVX	INITIALIZE REST OF FWD
		1111	1111	TVTVMSYS	"X'FF'" VM TEST SYSTEM
864	(360)	FIXED	4	TVTIFCGM	CURRENT STORAGE BEING USED FOR IFC GETMAINED BUFFERS
868	(364)	FIXED	4	TVTIFCCT	CURRENT CNT OF GETMAINED IFC BUFFERS
872	(368)	FIXED	4	TVTIFCGH	HI WATER MARK FOR IFC GETMAINED BUFFER STORAGE
876	(36C)	FIXED	4	TVTIFCCH	HI WATER MARK FOR NUMBER OF IFC GETMAINED BUFFERS

RESERVED FIELDS

880	(370)	ADDRESS	4	TVTRSU05	RESERVED
884	(374)	ADDRESS	4	TVTRSU06	RESERVED
888	(378)	ADDRESS	4	TVTRSU07	RESERVED
892	(37C)	ADDRESS	4	TVTRSU08	RESERVED
896	(380)	FIXED	4	TVTRSD56	RESERVED
900	(384)	FIXED	4	TVTRSD57	RESERVED
904	(388)	FIXED	4	TVTRSD58	RESERVED
908	(38C)	FIXED	4	TVTRSD59	RESERVED
912	(390)	FIXED	4	TVTRSD60	RESERVED

DDB'S AND DATA - HALFWORD

916	(394)	FIXED	2	TVTJSCMX	CURRENT SCHEDULED XFERS
918	(396)	FIXED	2	TVTLNOHI	TQI HIGH WATER MARK FOR LCTOUT QUEUE
920	(398)	FIXED	2	TVTLNOLO	TQI LOW WATER MARK FOR LCTOUT QUEUE

RESERVED FIELDS

922	(39A)	FIXED	2	TVTRSD36	RESERVED
924	(39C)	FIXED	2	TVTRSD37	RESERVED
926	(39E)	FIXED	2	TVTRSD38	RESERVED
928	(3A0)	FIXED	2	TVTRSD39	RESERVED
930	(3A2)	FIXED	2	TVTRSD40	RESERVED
932	(3A4)	FIXED	2	TVTRSD41	RESERVED
934	(3A6)	FIXED	2	TVTRSD40	RESERVED
936	(3A8)	FIXED	2	TVTRSD41	RESERVED
938	(3AA)	FIXED	2	TVTRSD42	RESERVED
940	(3AC)	FIXED	2	TVTRSD43	RESERVED
942	(3AE)	FIXED	2	TVTRSD44	RESERVED
944	(3B0)	FIXED	2	TVTRSD45	RESERVED

FLAGS AND ECFS
ACCOUNTING ECF

946	(3B2)	BITSTRING	1	TVTACECF	BDTACMN ACCOUNTING ECF
		1... ..		TVTACPST	"BIT0" ACCOUNTING POST
		.1... ..		TVTOMPST	"BIT1" OPERATOR MSG POST
		..1... ..		TVTATPST	"BIT2" TIMER POST
		...1... ..		TVTACEC1	"BIT3" RESERVED
	 1... ..		TVTACEC2	"BIT4" RESERVED
	1... ..		TVTACEC3	"BIT5" RESERVED
	1... ..		TVTACEC4	"BIT6" RESERVED
	1... ..		TVTACEC5	"BIT7" RESERVED
947	(3B3)	BITSTRING	1	TVTRSD44	RESERVED

JOB SEQUENCE SCHEDULER INDICATOR FLAG BYTE 1

948	(3B4)	BITSTRING	1	TVTJSFL1	JSS FLAG BYTE
		1... ..		TVTJSGPS	"BIT0" GENERAL POST OF JSS
		1... ..		TVTJSJCA	"BIT0" JCT TABLE ADD HAS OCCURRED
		1... ..		TVTJSDUC	"BIT0" DAP USE COUNT CHG REQUIRED
		1... ..		TVTJSTSC	"BIT0" JCT TAB STAT CHNG OCCURRED
		.1... ..		TVTJSPRG	"BIT1" PURGE THE QUEUE REQUEST
		..1... ..		TVTJSNPS	"BIT2" NJE POST OF JSS
		...1... ..		TVTJSEFN	"BIT3" NJE ENDING FUNCTION
	 1... ..		TVTJSTRM	"BIT4" JSS TERMINATION ROUTINE POST
	1... ..		TVTJSLPS	"BIT5" LCT VLU SCAN POST
	1... ..		TVTJSEFA	"BIT6" ENDING FUNC ADDED TO EFCHN
	1... ..		TVTJSRPS	"BIT7" IFCM RCVE POST

JOB SEQUENCE SCHEDULER INDICATOR FLAG BYTE 2

949	(3B5)	BITSTRING	1	TVTJSFL2	JSS FLAG BYTE
		1... ..		TVTJSFR1	"BIT0" RESERVED
		.1.. ..		TVTJSACT	"BIT1" S JSS COMMAND ENTERED
		..1.		TVTJSCKP	"BIT2" JCT RELEASE PUTBUF=NO
		...1		TVTJSFR2	"BIT3" RESERVED
	 1...		TVTJSFR3	"BIT4" RESERVED
	1..		TVTJSFR4	"BIT5" RESERVED
	1.		TVTJSFR5	"BIT6" RESERVED
	1		TVTJSFR6	"BIT7" RESERVED

BDT START FLAG INDICATORS

950	(3B6)	BITSTRING	1	TVTRSTFL	BDT START FLAG
		1... ..		TVTCOLDS	"BIT0" THIS CPU IS COLD STARTING
		.1.. ..		TVTWARMS	"BIT1" THIS CPU IS WARM STARTING
		..1.		TVTHOTST	"BIT2" THIS CPU IS HOT STARTING
		...1		TVTANALZ	"BIT3" QUEUE ANALYSIS REQUIRED
	 1...		TVTPRMST	"BIT4" START SPECIFIED VIA PARM=
	1..		TVTRSTR1	"BIT5" RESERVED
	1.		TVTRSTR2	"BIT6" RESERVED
	1		TVTRSTR3	"BIT7" RESERVED

BDT CONNECTION STATE MACHINE

951	(3B7)	BITSTRING	1	TVTSTATE	BDT CONNECTION STATE MACHINE
		1... ..		TVTINITS	"BIT0" INITIALIZE STATE
		.1.. ..		TVTDISCS	"BIT1" DISCONNECT STATE
		..1.		TVTCONTS	"BIT2" CONNECT STATE
		...1		TVTSPNDS	"BIT3" SUSPEND STATE
	 1...		TVTCONR1	"BIT4" RESERVED
	1..		TVTCONR2	"BIT5" RESERVED
	1.		TVTCONR3	"BIT6" RESERVED
	1		TVTCONR4	"BIT7" RESERVED
		1... ..		TVTSETI	"X'80'" SET INITIALIZE STATE
		.1..		TVTSETD	"X'40'" SET DISCONNECT STATE
		..1.		TVTSETC	"X'20'" SET CONNECT STATE
		...1		TVTSETS	"X'10'" SET SUSPEND STATE

BDT CONNECTION STATE MACHINE FLAG

952	(3B8)	BITSTRING	1	TVTSTFLG	BDT CONNECT STATE MACHINE FLAG
		1... ..		TVTSTSPN	"BIT0" SYSTEM SUSPEND
		.1..		TVTSTRSM	"BIT1" SYSTEM RESUME
		..1.		TVTSTOPN	"BIT2" OPERATOR SUSPEND

...1	TVTSTORS	"BIT3" OPERATOR RESUME
....	1...	TVTSTFR3	"BIT4" RESERVED
....	.1..	TVTSTFR4	"BIT5" RESERVED
....	..1.	TVTSTVON	"BIT6" VARY ONLINE REQUEST
....	...1	TVTSTCLD	"BIT7" NJE COLD START

SNA MANAGER ECF

953	(3B9)	BITSTRING	1	TVTSNECF	SNA MANAGER ECF
		1...	TVTSNACT	"BIT0" SNA MANAGER IS ACTIVE
		.1..	TVTSNCPS	"BIT1" OPERATOR COMMAND POST
		..1.	TVTSNWRK	"BIT2" WORK TO DO POST
		...1	TVTSNIDL	"BIT3" IDLE SESSION CHECK POST
		1...	TVTSNASR	"BIT4" AUTO SESSION RESTART POST
	1..	TVTSNWAT	"BIT5" WAIT STATE EXT POST
	1.	TVTSNAST	"BIT6" MESSAGE PENDING POST
	1	TVTSNAST	"BIT7" SCHEDULE ASR TIMER

TQI ECF

954	(3BA)	BITSTRING	1	TVTTQECF	TQI ECF
		1...	TVTSUMTF	"BIT0" PROCESS CHECKPOINT FILE
		.1..	TVTIFCMF	"BIT1" PROCESS IFCM MESSAGE
		..1.	TVTCMDVF	"BIT2" PROCESS OPERATOR COMMAND
		...1	TVTACKNF	"BIT3" PROCESS ACK FROM BDTGRXD
		1...	TVTCMSDE	"BIT4" COMMAND SLOWDOWN ENDED
	1..	TVTXNSDE	"BIT5" TRANSACTION SLOWDOWN ENDED
	1.	TVTLNSDE	"BIT5" SLOWDOWN FOR A LINE ENDED
	1	TVTTQER4	"BIT7" RESERVED
		1111	111.	TVTTQPST	"X'FE'" MASK WAITING ON ALL CONDITION

TQI INOPERATIVE FLAG

955	(3BB)	BITSTRING	1	TVTTQIOF	TQI INOPERATIVE FLAG
		1111	1111	TVTTQINO	"X'FF'" TQI INOPERATIVE

TQI CONTROL FLAG

956	(3BC)	BITSTRING	1	TVTTQIFG	TQI CONTROL FLAG
		1...	TVTTQCSD	"BIT0" TQI COMMAND SLOWDOWN
		.1..	TVTTQXSD	"BIT1" TQI TRANSACTION SLOWDOWN
		..1.	TVTTQRS1	"BIT2" RESERVED
		...1	TVTTQRS2	"BIT3" RESERVED
		1...	TVTTQRS3	"BIT4" RESERVED

....	.1..	TVTTQRS4	"BIT5" RESERVED
....	..1.	TVTTQRS5	"BIT6" RESERVED
....	...1	TVTTQRS6	"BIT7" RESERVED

SLOWDOWN FLAGS - GROUP 1

957	(3BD)	BITSTRING	1	TVTCPSD1	SLOWDOWN FLAGS GROUP 1
		1... ..		TVTFCTSD	"BIT0" FCT CELLPOOL SLOWDOWN FLAG
		.1..		TVTJCTSD	"BIT1" JCT CELLPOOL SLOWDOWN FLAG
		..1.		TVTTQISD	"BIT2" TQI CELLPOOL SLOWDOWN FLAG
		...1		TVTCP1R1	"BIT3" RESERVED
	 1...		TVTCP1R2	"BIT4" RESERVED
	1..		TVTCP1R3	"BIT5" RESERVED
	1.		TVTCP1R4	"BIT6" RESERVED
	1		TVTCP1R5	"BIT7" RESERVED

SLOWDOWN FLAGS - GROUP 2

958	(3BE)	BITSTRING	1	TVTCPSD2	SLOWDOWN FLAGS GROUP 2
		1... ..		TVTICMBS	"BIT0" ICMB CELLPOOL SLOWDOWN FLAG
		.1..		TVTIFCSD	"BIT1" IFC CELLPOOL SLOWDOWN FLAG
		..1.		TVTOCMBS	"BIT2" OCMB CELLPOOL SLOWDOWN FLAG
		...1		TVTJMLSD	"BIT3" JML CELLPOOL SLOWDOWN FLAG
	 1...		TVTSVSD	"BIT4" SAVE CELLPOOL SLOWDOWN FLAG
	1..		TVTTQESD	"BIT5" TQE CELLPOOL SLOWDOWN FLAG
		1111 1111		TVTFALON	"X'FF'" MASK TO TEST IF ANY FLGS ON

COMMUNICATIONS DRIVER ECF

959	(3BF)	BITSTRING	1	TVTCDECF	COMMUNICATIONS DRIVER ECF
		1... ..		TVTCDIFC	"BIT0" INTER FUNCTION COMM POST
		.1..		TVTCDOCM	"BIT1" OUTPUT CONSOLE MESSAGE POST
		..1.		TVTCDEC1	"BIT2" RESERVED
		...1		TVTCDMCS	"BIT3" MCS CONSOLE COMMAND POST
	 1...		TVTCDJES	"BIT4" BDT/JES3 INTERFACE STATUS POST
	1..		TVTCDMOT	"BIT5" TASK TIME POST
	1.		TVTCDSSI	"BIT6" SUBSYSTEM INTERFACE POST
	1		TVTCDEXT	"BIT7" ECF EXTENSION IS ACTIVE

COMMUNICATIONS DRIVER ECF EXTENSION

960	(3C0)	BITSTRING	1	TVTCDECX	COMM DRIVER ECF EXTENSION
		1... ..		TVTCDNJE	"BIT0" NJE POST
		.1... ..		TVTCDRM	"BIT1" CMDV TERMINATION ROUTINE POST
		..1.		TVTCDRS1	"BIT2" RESERVED
		...1		TVTCDRS2	"BIT3" RESERVED
	 1...		TVTCDRS3	"BIT4" RESERVED
	1..		TVTCDRS4	"BIT5" RESERVED
	1.		TVTCDRS5	"BIT6" RESERVED
	1		TVTCDRS6	"BIT7" RESERVED

MESSAGE DATASET DRIVER ECF

961	(3C1)	BITSTRING	1	TVTMSGCF	MESSAGE DATASET DRIVE ECF
		1... ..		TVTMSGOC	"BIT0" BDTCMMSG OCMB POST
		.1... ..		TVTMSGTP	"BIT1" TASK TIME POST
		..1.		TVTMSGCM	"BIT2" CMDV COMMAND POST
		...1		TVTMSGR1	"BIT3" RESERVED
	 1...		TVTMSGR2	"BIT4" RESERVED
	1..		TVTMSGG3	"BIT5" RESERVED
	1.		TVTMSGG4	"BIT6" RESERVED
	1		TVTMSGG5	"BIT7" RESERVED
	1		TVTMSGTM	"TVTPTERM" TERMINATION POST

RESERVED FIELDS

962	(3C2)	BITSTRING	1	TVTRSD47	RESERVED
963	(3C3)	BITSTRING	1	TVTRSD53	RESERVED
964	(3C4)	BITSTRING	1	TVTRSD54	RESERVED
965	(3C5)	BITSTRING	1	TVTRSD48	RESERVED
966	(3C6)	BITSTRING	1	TVTRSD49	RESERVED
967	(3C7)	BITSTRING	1	TVTRSD50	RESERVED
968	(3C8)	BITSTRING	1	TVTRSD51	RESERVED
969	(3C9)	BITSTRING	1	TVTRSD52	RESERVED
970	(3CA)	BITSTRING	1	TVTRSD53	RESERVED
971	(3CB)	BITSTRING	1	TVTRSD54	RESERVED
972	(3CC)	BITSTRING	1	TVTRSD55	RESERVED

UNIVERSAL CONSTANTS AND MISCELLANEOUS DATA

976	(3D0)	FIXED	4	TVTADMSK	CONSTANT FOR ADDRESS MASK
980	(3D4)	BITSTRING	1	TVTBDTPL	USED BY BDTXGMPM FOR DEFAULT SUBPOOL
981	(3D5)	CHARACTER	8	TVTBLANK	CONSTANT BLANKS
992	(3E0)	FIXED	4	TVTCPUF	CPU FACTOR
996	(3E4)	CHARACTER	43	TVTDFACT	DEFAULT ACCTG
1039	(40F)	CHARACTER	16	TVTHXCHR	HEXADECIMAL CHARACTERS
1055	(41F)	BITSTRING	1	TVTRSD26	RESERVED
1056	(420)	BITSTRING	4	TVTRMFF	CONSTANT 'FF'S
1060	(424)	BITSTRING	4	TVTRM7F	CONSTANT '7F'S

SESSION INFORMATION

1064	(428)	ADDRESS	4	TVTSNSET	TOTAL SNA SESSIONS FOR FTF
1068	(42C)	ADDRESS	4	TVTSNSTN	TOTAL SNA SESSIONS FOR NJE
1072	(430)	ADDRESS	4	TVTSNSEL	SESSION LIMIT
1080	(438)		8	TVTZERO	CONSTANT ZEROS
1088	(440)	BITSTRING	1	TVTRSD55	RESERVED

1092	(444)	ADDRESS	4	TVTJMLWA	JOB MESSAGE LOG WORK AREA
1108	(454)	CHARACTER	5	TVTCID	COMPONENT ID
1113	(459)	CHARACTER	4	TVTCIDB	COMPONENT ID BASE
1117	(45D)	BITSTRING	1	TVTRSS56	RESERVED
1118	(45E)	BITSTRING	1	TVTRSS57	RESERVED
1119	(45F)	BITSTRING	1	TVTRSS58	RESERVED
1120	(460)	ADDRESS	4	TVTRSS59	RESERVED

NJE STREAM EBCDIC STREAM ID TABLE

1124	(464)	FIXED	2	TVTEBCST	
1124	(464)	CHARACTER	3	TVTEBCOM	COMM VLU
1127	(467)	CHARACTER	3	TVTEBCS1	1ST QUARTET
1139	(473)	CHARACTER	3	TVTEBCS2	2ND QUARTET
1151	(47F)	CHARACTER	3	TVTEBCS3	3RD QUARTET
1163	(48B)	CHARACTER	3	TVTEBCS4	4TH QUARTET
1175	(497)	CHARACTER	3	TVTEBCS5	5TH QUARTET
1187	(4A3)	CHARACTER	3	TVTEBCS6	6TH QUARTET
1199	(4AF)	CHARACTER	3	TVTEBCS7	7TH QUARTET
1212	(4BC)	FIXED	2	TVTIDEND	END OF TABLE

NJE STREAM ID TABLE

1212	(4BC)	FIXED	2	TVTSTRID	
1212	(4BC)	BITSTRING	1	TVTSTCOM	COMM VLU
1213	(4BD)	BITSTRING	1	TVTSTID1	STREAM 1
1217	(4C1)	BITSTRING	1	TVTSTID2	STREAM 2
1221	(4C5)	BITSTRING	1	TVTSTID3	STREAM 3
1225	(4C9)	BITSTRING	1	TVTSTID4	STREAM 4
1229	(4CD)	BITSTRING	1	TVTSTID5	STREAM 5
1233	(4D1)	BITSTRING	1	TVTSTID6	STREAM 6
1237	(4D5)	BITSTRING	1	TVTSTID7	STREAM 7
1242	(4DA)	FIXED	2	TVTSTEND	END OF TABLE

RECURSIVE ABEND PARAMETERS

1244	(4DC)	ADDRESS	4	TVTABTIM	BDTINCD RECURSIVE ABEND TIME DELAY
1248	(4E0)	BITSTRING	1	TVTABMAX	SET BY BDTINCD RECURSIVE ABEND MAX. ABENDS
1249	(4E1)	BITSTRING	1	TVTRSS60	RESERVED
1250	(4E2)	BITSTRING	1	TVTRSS61	RESERVED
1251	(4E3)	BITSTRING	1	TVTRSS62	RESERVED

BDT SHARED SUBPOOL ENTRIES

1252	(4E4)	ADDRESS	1	TVTSSP	BDT SHR SUBPL LIST # ENT
1252	(4E4)			TVTSSPB	BEGIN SHR SUBPL ENTRIES
1252	(4E4)			TVTSHRSP	DEFAULT SHARED
1253	(4E5)	ADDRESS	1	TVTSSP00	SHARED SUBPOOL 0 SHR SUBPOOL
1254	(4E6)	ADDRESS	1	TVTSSP01	SHARED SUBPOOL 1 SNA CNT BLK
1255	(4E7)	ADDRESS	1	TVTSSP02	SHARED SUBPOOL 2 SNA BUF 1
1256	(4E8)	ADDRESS	1	TVTSSP03	SHARED SUBPOOL 3 SNA BUF 2
1257	(4E9)	ADDRESS	1	TVTSSP04	SHARED SUBPOOL 4 SNA BUF 3
1258	(4EA)	ADDRESS	1	TVTSSP05	SHARED SUBPOOL 5 SNA BUF 4
1259	(4EB)	ADDRESS	1	TVTSSP06	SHARED SUBPOOL 6 MSG DS
1260	(4EC)	ADDRESS	1	TVTSSP07	SHARED SUBPOOL 7
1261	(4ED)	ADDRESS	1	TVTSSP08	SHARED SUBPOOL 8

1262	(4EE)	ADDRESS	1	TVTSSP09	SHARED SUBPOOL 9
1263	(4EF)	ADDRESS	1	TVTSSP0A	SHARED SUBPOOL 10 SAVE CP
1264	(4F0)	ADDRESS	1	TVTSSP0B	SHARED SUBPOOL 11 OCMB CP
1265	(4F1)	ADDRESS	1	TVTSSP0C	SHARED SUBPOOL 12 ICMB CP
1266	(4F2)	ADDRESS	1	TVTSSP0D	SHARED SUBPOOL 13 CSRБ CP
1267	(4F3)	ADDRESS	1	TVTSSP0E	SHARED SUBPOOL 14 JCTB CP
1268	(4F4)	ADDRESS	1	TVTSSP0F	SHARED SUBPOOL 15 FCT CP
1269	(4F5)	ADDRESS	1	TVTSSP10	SHARED SUBPOOL 16 DCQE CP
1270	(4F6)	ADDRESS	1	TVTSSP11	SHARED SUBPOOL 17 TQE CP
1271	(4F7)	ADDRESS	1	TVTSSP12	SHARED SUBPOOL 18 JML CP
1272	(4F8)	ADDRESS	1	TVTSSP13	SHARED SUBPOOL 19 IFC CP
1273	(4F9)	ADDRESS	1	TVTSSP14	SHARED SUBPOOL 20 TQCP CP
1274	(4FA)	ADDRESS	1	TVTSSP15	SHARED SUBPOOL 21 NJE IFC CP
1275	(4FB)	ADDRESS	1	TVTSSP27	SHARED SUBPOOL 39 USED FOR IFC GETMAINED BUFFERS
1276	(4FC)	ADDRESS	1	TVTSSP28	SHARED SUBPOOL 40 USED FOR IFC LCT INPUT BUFFERS

BDT RESERVED SHARED SUBPOOL ENTRIES

1277	(4FD)	ADDRESS	1	TVTSSP17	SHARED SUBPOOL 23
1278	(4FE)	ADDRESS	1	TVTSSP18	SHARED SUBPOOL 24
1279	(4FF)	ADDRESS	1	TVTSSP19	SHARED SUBPOOL 25
1280	(500)	ADDRESS	1	TVTSSP1A	SHARED SUBPOOL 26
1281	(501)	ADDRESS	1	TVTSSP1B	SHARED SUBPOOL 27
1282	(502)	ADDRESS	1	TVTSSP1C	SHARED SUBPOOL 28
1283	(503)	ADDRESS	1	TVTSSP1D	SHARED SUBPOOL 29
1283	(503)			TVTSSPE	END SHR SUBPOOL ENTRIES
1284	(504)	BITSTRING	1	TVTSSRSV	RESERVED
1360	(550)		8		END OF TABLE

BDTXWAIT CONDITION CODE EQUATES

1111	1111	TVTAWEX	"X'FF'" AWAIT EXIT CONDITION CODE
1...	...1	TVTAWL	"X'81'" AWAIT LIST ON CONDITION CODE
.1.1	...1	TVTAWLO	"X'51'" AWAIT LIST OFF CONDITION CODE
1...	TVTAW	"X'80'" AWAIT ON CONDITION CODE
.1.1	TVTAWO	"X'50'" AWAIT OFF CONDITION CODE

LAMB BDTXRTRN EQUATES

....	TVTLOPER	"0" ERROR RETURN FROM BDTXLOPN
....	.1..	TVTLOPNB	"4" NJE NO OUTPUT BUFFER BDTXLOPN
....	1...	TVTLOPNM	"8" NORMAL RETURN FROM BDTXLOPN
....	TVTLCLEL	"0" ERROR RETURN FROM BDTXLCLS
....	.1..	TVTLCCLNM	"4" NORMAL RETURN FROM BDTXLCLS
....	TVTLGTER	"0" ERROR RETURN FROM BDTXLGET
....	.1..	TVTLGTEF	"4" EOF RETURN FROM BDTXLGET

....	1...	TVTLGTED	"8" EOF RETURN FROM BDTXLGET
....	11..	TVTLGTCK	"12" CKPT RETURN FROM BDTXLGET
...1	TVTLGTEB	"16" EOB RETURN FROM BDTXLGET
...1	.1..	TVTLGTNM	"20" NORMAL RETURN FROM BDTXLGET
....	TVTLPTER	"0" ERROR RETURN FROM BDTXLPUT
....	.1..	TVTLPTEB	"4" EOB RETURN FROM BDTXLPUT
....	1...	TVTLPTCK	"8" CKPT RETURN FROM BDTXLPUT
....	11..	TVTLPTMN	"12" NORMAL RETURN FROM BDTXLPUT
....	TVTLRDER	"0" ERROR RETURN FROM BDTXLRD
....	.1..	TVTLRDNI	"4" NO INPUT RETURN FROM BDTXLRD
....	1...	TVTLRDNM	"8" NORMAL RETURN FROM BDTXLRD
....	TVTLWRER	"0" ERROR RETURN FROM BDTXLWRT
....	.1..	TVTLWRNB	"4" NO BUFFER OBTAINED RETURN
....	1...	TVTLWRNM	"8" NORMAL RETURN FROM BDTXWRT
....	TVTSNDER	"0" ERROR RETURN FROM BDTSNSND
....	.1..	TVTSNDNM	"4" NORMAL RETURN FROM BDTSNSND
....	TVTINTFA	"0" INIT SEND RPL FAILED BDTSNSND
....	.1..	TVTSNDFA	"4" VTAM SEND FAILED IN BDTSNSND
....	1...	TVTNOBUF	"8" NO BUFFER FOUND IN BDTSNSND

RESOURCE NAMES

NOTE RESOURCE NAMES INDEXED BY PRIORITY,
MUST BE SPECIFIED SEQUENTIALLY TO ENSURE CORRECT
OPERATION OF THE BDTXENQ, ADEQ, ATEST ROUTINES.

....	RQ	"0"
....	...1	RSV2	"1"
....	.1.	JNCBCTL	"2"
....	.11	SYSUNIT	"3"
....	.1..	CHKPNT	"4"
....	.1.1	WTD	"5"
....	.11.	RSV1	"6"
....	.111	AMQ1	"7"
....	1...	RSCARNAM	"8" NUMBER OF RESOURCES

RESOURCE MANAGEMENT FUNCTION VALUES

....	RSCNOWAT	"0" NO WAIT
....	.1..	RSCWAIT	"4" BUSY=WAIT
....	1...	RSCNOFCT	"8" NO FCT
....	11..	RSCFCT	"12" FCT
...1	RSCCTEST	"16" TYPE=TEST
...1	.1..	RSCFCT	"20" TYPE=FCT

START OF AREAS OF TVT SAVED FOR INITIALIZATION CHECKPOINTS

1360	(550)	FIXED	4	TVTINSAV	TVT SAVED FROM HERE
1360	(550)	BITSTRING	20	TVTCIDYN	DYNALLOC CARD
1380	(564)	BITSTRING	20	TVTCIDYX	5 EXTENT ENTRIES
1400	(578)	BITSTRING	20	TVTCIDAT	INITIALIZATION CHECKPOINT DATA
1420	(58C)	BITSTRING	40	TVTCIDAX	10 EXTENT ENTRIES
1460	(5B4)	BITSTRING	20	TVTCICK1	CHECKPOINT RECORD 1
1480	(5C8)	BITSTRING	20	TVTCICKX	5 EXTENT ENTRIES
1500	(5DC)	BITSTRING	20	TVTCICK2	CHECKPOINT RECORD 2
1520	(5F0)	BITSTRING	20	TVTCICKY	5 EXTENT ENTRIES
1540	(604)	BITSTRING	4	TVTCIJCT	JCT DDB FIXED AREA
1544	(608)	BITSTRING	40	TVTCIJCX	10 EXTENT ENTRIES
1584	(630)	BITSTRING	20	TVTDDBR1	RESERVED
1604	(644)	BITSTRING	20	TVTDDBR2	RESERVED
1624	(658)	BITSTRING	20	TVTDDBR3	RESERVED
1644	(66C)	BITSTRING	1	TVTDDBR4	RESERVED
1644	(66C)			TVTSAVLN	LENGTH OF DDB SAVE AREA
1664	(680)	FIXED	4	TVTACNTL	ACCTNG TIM'G INTERV .01 SEC
1668	(684)	ADDRESS	1	TVTJBPTY	DEFAULT JOB PRIORITY
1669	(685)	ADDRESS	3	TVTJBRSV	RESERVED
1672	(688)	ADDRESS	4	TVTJBNTL	DEFAULT JOB EXECUTION TIME
1676	(68C)	CHARACTER	8	TVTAPLID	APPLICATION ID FOR OPEN ACB
1684	(694)	CHARACTER	8	TVTAPLNJ	APPLICATION ID FOR NJE ACB
1692	(69C)	FIXED	4	TVTASRTM	ASR TIME DELAY
1696	(6A0)	ADDRESS	4	TVTJBRPD	JOB RETENTION PERIOD (DAYS)
1700	(6A4)	CHARACTER	8	TVTPASWD	PASSWORD FOR OPEN ACB
1708	(6AC)	CHARACTER	8	TVTNJPAS	NJE PASSWORD
1716	(6B4)	CHARACTER	2	TVTRSD25	RESERVED
1718	(6B6)	FIXED	2	TVTRSJCT	RESIDENT JCT MAX COUNT
1720	(6B8)	CHARACTER	8	TVTSYSID	BDT SYSTEM ID FOR FTF
1728	(6C0)	CHARACTER	8	TVTNJEID	BDT SYSTEM ID FOR NJE
1736	(6C8)	ADDRESS	4	TVTTQITD	TQI TIME DELAY 30 SECONDS

FAILSOFT FLAG 1 DEFINITION

1740	(6CC)	BITSTRING	1	TVTFSG1	FAILSOFT FLAGS
		.1..		TVTG PBDT	"BIT1" BDT TERMINATION REQUIRED
		..1.		TVTGFSAC	"BIT2" BDT FAIL SOFT IS ACTIVE
		...1		TVTFSUFD	"BIT3" SET BY BDTABN0 UNFORMATTED DUMP TAKEN OK
	 1...		TVTGMPO	"BIT4" OPTIONS,DUMP=BDT
	1..		TVTGMPS	"BIT5" OPTIONS,DUMP=PRDMP
	1.		TVTFSDP	"BIT6" OPTIONS,WANTDUMP=NO
	1		TVTFSASK	"BIT7" OPTIONS,WANTDUMP=ASK

FAILSOFT FLAG 2 & FEATURES DEFINITIONS

1741	(6CD)	BITSTRING	1	TVTFSG2	FAILSOFT FLAGS
		1...		TVTWSIOE	"BIT0" I/O ERROR DURING WARM START
		.1..		TVTFEFR1	"BIT1" RESERVED
		..1.		TVTFEFR2	"BIT2" RESERVED
		...1		TVTFEFR3	"BIT3" RESERVED
	 1...		TVTFEFR4	"BIT4" RESERVED

....	.1..	TVTF5FR5	"BIT5" RESERVED
....	..1.	TVTF7FFI	"BIT6" FTF FEATURE INSTALLED
....	...1	TVTNJEFI	"BIT7" NJE FEATURE INSTALLED

BDT OPTIONS FLAG BYTE DEFINITION

1742	(6CE)	BITSTRING	1	TVTOPTNS	BDT OPTIONS
		1... ..		TVTJESAV	"BIT0" JES3 INTERFACE AVAILABLE
		.1.. ..		TVTSMAIV	"BIT1" SYSMG INTERCEPT AVAILABLE
		..1.		TVTJMLAV	"BIT2" JOB MESSAGE LOG AVAILABLE
		...1		TVTAUTRS	"BIT3" AUTO RESTART AVAILABLE
	 1..		TVTSHUTA	"BIT4" SHUTTLE AVAILABLE
	1..		TVTBDTRF	"BIT5" BDT RACF SUPPORT FLAG OY01465
	1.		TVTOPTR3	"BIT6" RESERVED
	1		TVTOPTR4	"BIT7" RESERVED

TQI AUTO DISABLE FLAG

1743	(6CF)	BITSTRING	1	TVTQIDFG	AUTO DISABLE FLAG FOR TQI
		1111 1111		TVTQINOD	"X'FF'" NO AUTO DISABLE VALUE
1744	(6D0)	FIXED	4	TVTSLDRT	SYSLOG DESTINATION ROUTING TBL

SYSLOG FLAG DEFINITION

1744	(6D0)	BITSTRING	1	TVTSYSLG	SYSLOG FLAGS
		1... ..		TVTSLGPR	"BIT0" SYSLOG=PRINT
		.1.. ..		TVTSLGJS	"BIT1" SYSLOG=JES3
		..1.		TVTSLGWO	"BIT2" SYSLOG=WTO
		...1		TVTSLGP	"BIT3" LOG HAS BEEN STOPPED
	 1..		TVTSYSR2	"BIT4" RESERVED
	1..		TVTSYSR3	"BIT5" RESERVED
	1.		TVTSYSR4	"BIT6" RESERVED
	1		TVTSYSR5	"BIT7" RESERVED
1745	(6D1)	ADDRESS	3		BDTDCMDA SYSLOG DESTINATION ROUTE TABLE

JES IDENTIFIER

1748	(6D4)	CHARACTER	1	TVTJES	JES IDENTIFIER
		1111 ..1.		TVTJES2	"X'F2'" JES2 IDENTIFIER
		1111 ..11		TVTJES3	"X'F3'" JES3 IDENTIFIER

CONSTANTS

1749	(6D5)	CHARACTER	1	TVTSLOGC	DEFAULT BDT SYSLOG CLASS
1750	(6D6)	FIXED	2	TVTJSXMX	MAXIMUM SCHEDULED XFERS
1752	(6D8)	FIXED	4	TVTSLOGL	DEFAULT BDT SYSLOG LINE LMT
1756	(6DC)	FIXED	4	TVTSLOGP	DEFAULT BDT SYSLOG PAGE LEN
1760	(6E0)	CHARACTER	8	TVTSYSN	SYSNAME FOR PROC BDT ON

RESERVED FIELDS

1768	(6E8)	ADDRESS	4	TVTRSD29	RESERVED
1772	(6EC)	ADDRESS	4	TVTRSD30	RESERVED
1776	(6F0)	ADDRESS	4	TVTRSD31	RESERVED
1780	(6F4)	ADDRESS	4	TVTRSD32	RESERVED
1784	(6F8)	ADDRESS	4	TVTRSD30	RESERVED
1788	(6FC)	ADDRESS	4	TVTRSD31	RESERVED
1792	(700)	ADDRESS	4	TVTRSD32	RESERVED
1796	(704)	ADDRESS	4	TVTRSD33	RESERVED
1800	(708)	ADDRESS	4	TVTRSD34	RESERVED
1804	(70C)	ADDRESS	4	TVTRSD35	RESERVED
1808	(710)	ADDRESS	4	TVTRSU01	RESERVED
1812	(714)	ADDRESS	4	TVTRSU02	RESERVED
1816	(718)	ADDRESS	4	TVTRSU03	RESERVED
1820	(71C)	ADDRESS	4	TVTRSU04	RESERVED

END OF AREAS OF TVT SAVED FOR INITIALIZATION CHECKPOINTS

1824	(720)	FIXED	4	TVTENDSV	TVT SAVED UP TO HERE
------	-------	-------	---	----------	----------------------

EXECUTABLE CODE CONTAINED IN TVT

BDTDXOID TVTS

1824	(720)	CHARACTER	4	TVTSXHDR	CONTROL BLOCK ACRONYM
1828	(724)	CHARACTER	4	TVTSXREL	VERSION ID
1832	(728)	ADDRESS	2	TVTSXLEN	XOID LENGTH
1834	(72A)	BITSTRING	8	TVTSXBSI	XACTION ORIGIN BDT SYS ID
1842	(732)	BITSTRING	8	TVTSXBSN	XACTION ORIGIN BDT SYS NAME

TRANSACTION ORIGIN TYPE

1850	(73A)	BITSTRING	1	TVTSXTYP	XACTION ORIGIN TYPE
	1	TVTSTSO	"1" TSO USER
	1.	TVTSJES	"2" JES CONSOLE
	11	TVTSBTCH	"3" BATCH JOB
	1..	TVTSMCS	"4" MCS CONSOLE
	1.1	TVTSLOG	"5" JOB MESSAGE LOG
	11.	TVTSFCT	"6" BDT FCT
	111	TVTSJMC	"7" JES MESSAGE CLASS
		1...	TVTSRDEV	"8" BEGIN DEVELOPMENT DEFINED XOIDXTYP
		1...	TVTSUSER	"128" BEGIN USER DEFINED XOIDXTYP

FLAG 1 DEFINITION

1851	(73B)	BITSTRING	1	TVTSXFL1	XOID FLAG 1
		1... ..		TVTSXMCL	"BIT0" SUPPRESSION OF MESSAGE CLASS
		.1..		TVTSX1R1	"BIT1" RESERVED
		..1.		TVTSX1R2	"BIT2" RESERVED
		...1		TVTSX1R3	"BIT3" RESERVED
	 1...		TVTSX1R4	"BIT4" RESERVED
	1..		TVTSX1R5	"BIT5" RESERVED
	1.		TVTSX1R6	"BIT6" RESERVED
	1		TVTSX1R7	"BIT7" RESERVED

MISCELLANEOUS INFORMATION

1852	(73C)	CHARACTER	8	TVTSXDDN	TRANSACTION ORIGIN DDNAME
1852	(73C)	CHARACTER	8	TVTSUSID	TSO USERID
1852	(73C)	CHARACTER	8	TVTSCNDD	JES CONSOLE DDNAME
1852	(73C)	CHARACTER	8	TVTSJCLS	JES MESSAGE CLASS
1852	(73C)	CHARACTER	8	TVTSBJNM	BATCH JOB NAME
1852	(73C)	ADDRESS	1	TVTSMCSI	MCS CONSOLE ID
1852	(73C)	BITSTRING	2	TVTSBJNO	BDT JOB NUMBER
1852	(73C)	BITSTRING	8	TVTSDDRS	DDNAME

RESERVED FIELDS

1860	(744)	BITSTRING	4	TVTSXRD2	RESERVED
1864	(748)	BITSTRING	4	TVTSXRD3	RESERVED
1868	(74C)	BITSTRING	4	TVTSXRS1	RESERVED
1872	(750)	BITSTRING	4	TVTSXRS2	RESERVED
1876	(754)	BITSTRING	4	TVTSXRU1	RESERVED
1880	(758)	BITSTRING	4	TVTSXRU2	RESERVED
1880	(758)			TVTSMCSA	"TVTSMCSI+1,1,C'C'"MCS CONSOLE UX28 AUTH
1880	(758)			TVTSXEND	END OF XOID
1880	(758)			TVTSXOID	XOID EQUATE
1880	(758)			TVTSXALL	BSI EQUATE

BDTXFDAP CODE=805,DUMP=YES

1884	(75C)	FIXED	2	TVTDM805	
1906	(772)	FIXED	2	FAIL0013	
1906	(772)	FIXED	2	NGSD0013	
1906	(772)	FIXED	2		

ABEND (1),DUMP ABEND W/SPECIFIED FAILURE CODE

1910	(776)	FIXED	2		
1922	(782)	CHARACTER	4	CGSD0013	

BDTXFDAP CODE=(R1),DUMP=YES

1934	(78E)	FIXED	2		
1956	(7A4)	FIXED	2	FAIL0018	
1956	(7A4)	FIXED	2	NGSD0018	

ABEND (1),DUMP ABEND W/SPECIFIED FAILURE CODE

1956	(7A4)	FIXED	2	
1968	(7B0)	CHARACTER	4	CGSD0018

BDTXFDAP CODE=651,DUMP=YES

1972	(7B4)	FIXED	2	TVTDM651
1994	(7CA)	FIXED	2	FAIL0023
1994	(7CA)	FIXED	2	NGSD0023
1994	(7CA)	FIXED	2	

ABEND (1),DUMP ABEND W/SPECIFIED FAILURE CODE

1998	(7CE)	FIXED	2		
2010	(7DA)	CHARACTER	4	CGSD0023	
2016	(7E0)		8	TVTEND	END OF TABLE

END OF BDTDTVT (TVTABLE)

BDTDDDB

DATA DESCRIPTION BLOCK

DATA DESCRIPTION BLOCK (DDB) REQUEST AREA

0	(0)	ADDRESS	4	DDBRQADR	AREA ADDR
4	(4)	ADDRESS	4	DDBRQDSP	DISPL INTO DATA
8	(8)	ADDRESS	4	DDBRQLEN	LEN OF DATA
12	(C)	BITSTRING	1	DDBRQEND	END OF ENTRY
12	(C)	BITSTRING	1	DDBRQSZ	SIZE OF ENTRY

DATA DESCRIPTION BLOCK (DDB) FIXED AREA

12	(C)	FIXED	4	DDBFX	START OF DDB FIXED AREA
12	(C)	BITSTRING	1	DDBFXENO	NO OF EXTENTS
13	(D)	BITSTRING	3	DDBFXLEN	LEN OF DATA
16	(10)	BITSTRING	1	DDBFXEND	END OF ENTRY
16	(10)	BITSTRING	1	DDBFXSZ	SIZE OF ENTRY

DATA DESCRIPTION BLOCK (DDB) EXTENT ENTRY

16	(10)	FIXED	4	DDBEX	START OF DDB EXTENT ENTRY
16	(10)	BITSTRING	1	DDBEXNOR	NO OF RCDS IN EXTENT
17	(11)	BITSTRING	3	DDBEXRBA	STARTING REL BLOCK ADDR (BDAM)
20	(14)	BITSTRING	1	DDBEXEND	END OF ENTRY
20	(14)	BITSTRING	1	DDBEXSZ	SIZE OF ENTRY
		1...	DDBFIXSZ	"L'DDBFXSZ+L'DDBEXSZ" SIZE OF SINGLE EXTENT
		...1	.1..	DDBSZ	"L'DDBRQSZ+L'DD BFXSZ+DDBEXSZ" SIZE OF FULL DDB

CROSS REFERENCE

NAME	HEX OFFSET	HEX VALUE	LEVEL
AMQ	550	7	2

CGSD0023	7DA	C7E2	2
CHKPNT	550	4	2
DDBEX	10		2
DDBEXEND	14		2
DDBEXNOR	10		2
DDBEXRBA	11		2
DDBEXSZE	14		2
DDBFIXSZ	14	8	2
DDBFX	C		2
DDBFXEND	10		2
DDBFXENO	C		2
DDBFXLEN	D		2
DDBFXSZE	10		2
DDBRQADR	0		2
DDBRQDSP	4		2
DDBRQEND	C		2
DDBRQLEN	8		2
DDBRQSZE	C		2
DDBSZ	14	14	2
JNCBCTL	550	2	2
RQ	550	0	2
RSCARNAM	550	8	2
RSCFCT	550	C	2
RSCNOFCT	550	8	2
RSCNOWAT	550	0	2
RSCTFCT	550	14	2
RSCTTEST	550	10	2
RSCWAIT	550	4	2
RSV1	550	6	2
RSV2	550	1	2
SYSUNIT	550	3	2
TVTABDCB	1C8		2
TVTABLE	0	0	2
TVTABMAX	4E0	3	2
TVTABMN0	58		2
TVTABND0	5C		2
TVTABNGT	134		2
TVTABSRV	60		2
TVTABTIM	4DC		2
TVTACECF	3B2	0	2
TVTACEC1	3B2	10	2
TVTACEC2	3B2	8	2
TVTACEC3	3B2	4	2
TVTACEC4	3B2	2	2
TVTACEC5	3B2	1	2
TVTACKNF	3BA	10	2
TVTACNTL	680	0	2
TVTACPST	3B2	80	2
TVTADQ	20		2
TVTADFCT	74		2
TVTADFQE	240		2
TVTADMSK	3D0	FF	2
TVTAENQ	20	20	2
TVTAGTMN	28		2
TVTALLOC	2C		2
TVTAMECB	29D		2
TVTAMQUE	2AC		2
TVTANALZ	3B6	10	2
TVTAPLID	68C	4040	2
TVTAPLNJ	694	4040	2
TVTAPTMN	24		2
TVTASAVE	18		2
TVTASRTM	69C	0	2
TVTASVRT	1C		2
TVTATEST	20	20	2
TVTATPST	3B2	20	2
TVTAUTRS	6CE	10	2

TVTAW	550	80	2
TVTAWAIT	44	80	2
TVTAWEX	550	FF	2
TVTAWL	550	81	2
TVTAWLO	550	51	2
TVTAWO	550	50	2
TVTAWTA	45		2
TVTAWTE	54	FF	2
TVTAWTEA	55		2
TVTAWTL	48	81	2
TVTAWTLA	49		2
TVTAWTOA	4D		2
TVTAWTOF	4C	50	2
TVTAWTOL	50	51	2
TVTBDKEY	130		2
TVTBDTPL	3D4	0	2
TVTBLANK	3D5	4040	2
TVBTAB	2B0		2
TVTBUF SZ	356	0	2
TVTCALL0	27C	40	2
TVTCDECF	3BF	0	2
TVTCDECX	3C0	0	2
TVTCDEC1	3BF	20	2
TVTCDEXT	3BF	1	2
TVTCDFC	3BF	80	2
TVTCDJES	3BF	8	2
TVTCDMCS	3BF	10	2
TVTCDMOT	3BF	4	2
TVTCDNJE	3C0	80	2
TVTCDOCM	3BF	40	2
TVTCDRS1	3C0	20	2
TVTCDRS2	3C0	10	2
TVTCDRS3	3C0	8	2
TVTCDRS4	3C0	4	2
TVTCDRS5	3C0	2	2
TVTCDRS6	3C0	1	2
TVTCDSI	3BF	2	2
TVTCDTRM	3C0	40	2
TVTCICKX	5C8	0	2
TVTCICKY	5F0	0	2
TVTCICK1	5B4	0	2
TVTCICK2	5DC	0	2
TVTCID	454	F3F0	2
TVTCIDAT	578	0	2
TVTCIDAX	58C	0	2
TVTCIDB	459	F5F6	2
TVTCIDYN	550	0	2
TVTCIDYX	564	0	2
TVTCIJCT	604	0	2
TVTCIJCX	608	0	2
TVTCKPAR	2B4		2
TVTCKPNT	130		2
TVTCLDAP	278	0	2
TVTCMDVF	3BA	20	2
TVTCMSDE	3BA	8	2
TVTCMTCB	2B8		2
TVTCOLDS	3B6	80	2
TVTCNR1	3B7	8	2
TVTCNR2	3B7	4	2
TVTCNR3	3B7	2	2
TVTCNR4	3B7	1	2
TVTCNTS	3B7	20	2
TVTCPSD1	3BD	0	2
TVTCPSD2	3BE	0	2
TVTCPUF	3E0	0	2
TVTCPUID	35C		2
TVTCPUVC	35C	0	2

TVTCPUVX	35D	0	2
TVTCP1R1	3BD	10	2
TVTCP1R2	3BD	8	2
TVTCP1R3	3BD	4	2
TVTCP1R4	3BD	2	2
TVTCP1R5	3BD	1	2
TVTCSECF	6C		2
TVTCSF	138		2
TVTCS PST	6C	80	2
TVTCSRCP	70		2
TVTCSRQR	6C		2
TVTCSRQU	2BC		2
TVTCSRS1	6C	40	2
TVTCSRS2	6C	20	2
TVTCSRS3	6C	10	2
TVTCSRS4	6C	8	2
TVTCSRS5	6C	4	2
TVTCSRS6	6C	2	2
TVTCSR M	6C	1	2
TVTDDBFX	348	0	2
TVTDDBRQ	33C	0	2
TVTDDBR1	630	0	2
TVTDDBR2	644	0	2
TVTDDBR3	658	0	2
TVTDDBR4	66C	0	2
TVTDFACT	3E4	94D	2
TVTDISCS	3B7	40	2
TVTDJNR	13C		2
TVTDLFCT	78		2
TVTDM805	75C		2
TVTDQMSG	110		2
TVTDYNS0	27C	80	2
TVTEBCOM	464	C3D6	2
TVTEBCST	464		2
TVTEBCS1	467	D6D1	2
TVTEBCS2	473	D6D1	2
TVTEBCS3	47F	D6D1	2
TVTEBCS4	48B	D6D1	2
TVTEBCS5	497	D6D1	2
TVTEBCS6	4A3	D6D1	2
TVTEBCS7	4AF	D6D1	2
TVTEFTOP	2C0		2
TVTEND	550		2
TVTENDSV	720		2
TVTENFCT	7C		2
TVTEPE	1C8		2
TVTEPS	18		2
TVTEXL	184		2
TVTFALON	3BE	FF	2
TVTFCTCP	1D8		2
TVTFCTSD	3BD	80	2
TVTFCTTP	2C8		2
TVTFDJNR	8C		2
TVTFLDAP	64		2
TVTFSASK	6CC	1	2
TVTFSFG1	6CC	0	2
TVTFSFG2	6CD	0	2
TVTFSFR1	6CD	40	2
TVTFSFR2	6CD	20	2
TVTFSFR3	6CD	10	2
TVTFSFR4	6CD	8	2
TVTFSFR5	6CD	4	2
TVTFSNDP	6CC	2	2
TVTFSUFD	6CC	10	2
TVTFTFEC	27C	4	2
TVTFTFFI	6CD	2	2
TVTGDMPO	6CC	8	2

TVTGMPS	6CC	4	2
TVTGETLU	A4		2
TVTGFSAC	6CC	20	2
TVTGPBDT	6CC	40	2
TVTGSDEX	68		2
TVTGTFCF	80		2
TVTHOTST	3B6	20	2
TVTHXCHR	40F	F0F1	2
TVTICMBS	3BE	80	2
TVTICMCP	1DC		2
TVTID	0	E3E5	2
TVTIDEND	4BC		2
TVTIFC	208		2
TVTIFCCH	36C	0	2
TVTIFCCP	1E0		2
TVTIFCCT	364	0	2
TVTIFCGH	368	0	2
TVTIFCGM	360	0	2
TVTIFCMF	3BA	40	2
TVTIFCSD	3BE	40	2
TVTIFECF	88		2
TVTIFNCP	1E4		2
TVTIFPST	88	80	2
TVTIFSND	88		2
TVTINCMP	1CC	80	2
TVTINDAT	C		2
TVTINDTA	1D0		2
TVTINIR1	1CC	40	2
TVTINIR2	1CC	20	2
TVTINIR3	1CC	10	2
TVTINIR4	1CC	8	2
TVTINIR5	1CC	4	2
TVTINIR6	1CC	2	2
TVTINIR7	1CC	1	2
TVTINITF	1CC	0	2
TVTINITS	3B7	80	2
TVTINSAV	550		2
TVTINTFA	550	0	2
TVTINTIM	10		2
TVTITECB	298		2
TVTITKPM	2D0		2
TVTJBNTL	688		2
TVTJBPTY	684		2
TVTJBRPD	6A0		2
TVTJBRSV	685		2
TVTJCBCP	1E8		2
TVTJCTSD	3BD	40	2
TVTJES	6D4	F0	2
TVTJESAV	6CE	80	2
TVTJES2	6D4	F2	2
TVTJES3	6D4	F3	2
TVTJMLAV	6CE	20	2
TVTJMLCP	1EC		2
TVTJMLSD	3BE	10	2
TVTJMLWA	444		2
TVTJNM	2D4		2
TVTJNUMR	94		2
TVTJOBNR	90		2
TVTJQX	2D8		2
TVTJSACT	3B5	40	2
TVTJSCKP	3B5	20	2
TVTJSCMX	394	0	2
TVTJSDUC	3B4	80	2
TVTJSEFA	3B4	2	2
TVTJSEFN	3B4	10	2
TVTJSFL1	3B4	0	2
TVTJSFL2	3B5	0	2

TVTJSFR1	3B5	80	2
TVTJSFR2	3B5	10	2
TVTJSFR3	3B5	8	2
TVTJSFR4	3B5	4	2
TVTJSFR5	3B5	2	2
TVTJSFR6	3B5	1	2
TVTJSGPS	3B4	80	2
TVTJSJCA	3B4	80	2
TVTJSLPS	3B4	4	2
TVTJSNPS	3B4	20	2
TVTJSPRG	3B4	40	2
TVTJSRPS	3B4	1	2
TVTJSSFC	2DC		2
TVTJSSNJ	9C		2
TVTJSSRT	98		2
TVTJSTRM	3B4	8	2
TVTJSTSC	3B4	80	2
TVTJSXMX	6D6	40	2
TVTLBDCB	2E0		2
TVTLCLER	550	0	2
TVTLCLNM	550	4	2
TVTLCLS0	B0		2
TVTLCTUN	20C		2
TVTLGET0	B8		2
TVTLGREC	CC		2
TVTLGTCK	550	C	2
TVTLGTED	550	10	2
TVTLGTED	550	8	2
TVTLGTEF	550	4	2
TVTLGTER	550	0	2
TVTLGTNM	550	14	2
TVTLNGTH	8	550	2
TVTLNOHI	396	28	2
TVTLNOLO	398	14	2
TVTLNSDE	3BA	2	2
TVTLOPER	550	0	2
TVTLOPN0	AC		2
TVTLOPNB	550	4	2
TVTLOPNM	550	8	2
TVTLPTCK	550	8	2
TVTLPTED	550	4	2
TVTLPTER	550	0	2
TVTLPTNM	550	C	2
TVTLPUT0	B4		2
TVTLRDER	550	0	2
TVTLRDNI	550	4	2
TVTLRDNM	550	8	2
TVTLRD0	BC		2
TVTLWRER	550	0	2
TVTLWRNB	550	4	2
TVTLWRNM	550	8	2
TVTLWRT0	C0		2
TVTMCCEB	2A0		2
TVTMCOFF	2A0	7F	2
VTMCON	2A0	80	2
VTMECBL	29C		2
VTMESAG	148		2
VTMFMEP	150		2
VTMODLK	144		2
VTMSECB	2A4		2
VTMSGCF	3C1	0	2
VTMSGCM	3C1	20	2
VTMSGDV	224		2
VTMSGOC	3C1	80	2
VTMSGQU	2CC		2
VTMSGRI	3C1	10	2

TVTMSGR2	3C1	8	2
TVTMSGR3	3C1	4	2
TVTMSGR4	3C1	2	2
TVTMSGR5	3C1	1	2
TVTMSGTM	3C1	1	2
TVTMSGTP	3C1	40	2
TVTMSOFF	2A4	7F	2
TVTMSON	2A4	80	2
TVTMSTCB	1D4		2
TVTMTECB	29C	80	2
TVTMTOFF	29C	7F	2
TVTMTON	29C	80	2
TVTNETOP	2C4		2
TVTNJEEC	27C	2	2
TVTNJEFI	6CD	1	2
TVTNJEID	6C0	4040	2
TVTNJPAS	6AC	4040	2
TVTNMSG	14C		2
TVTNBUF	550	8	2
TVTNRDAP	274	0	2
TVTNUCNA	2ED		2
TVTNUCND	2EC	80	2
TVTNUECB	2A8		2
TVTNUMAP	1F0		2
TVTOCMBS	3BE	20	2
TVTOCMCP	1F4		2
TVTOCMQU	2F0		2
TVTOMPST	3B2	40	2
TVTOPTNS	6CE	0	2
TVTOPTR2	6CE	4	2
TVTOPTR3	6CE	2	2
TVTOPTR4	6CE	1	2
TVTPABMN	27C	8	2
TVTPASWD	6A4	4040	2
TVTPCMDV	27D	80	2
TVTPERR	27D	20	2
TVTPFLG1	27C	0	2
TVTPFLG2	27D	0	2
TVTPF2R1	27D	8	2
TVTPF2R2	27D	4	2
TVTPF2R3	27D	2	2
TVTPF2R4	27D	1	2
TVTPGRGS	27D	10	2
TVTPGRJS	27D	40	2
TVTPRES0	27C	10	2
TVTPRES4	27C	20	2
TVTPRMST	3B6	8	2
TVTPTERM	27C	1	2
TVTPTFCT	84		2
TVTPUTLU	A8		2
TVTQIDFG	6CF	0	2
TVTQINOD	6CF	FF	2
TVTRALC0	DC		2
TVTRCLS0	E0		2
TVTRELNR	14	F1F0	2
TVTRFMT0	D8		2
TVTRLTTB	214		2
TVTRMFF	420	FFFF	2
TVTRM7F	424	7F7F	2
TVTROPN0	E4		2
TVTRPRG0	E8		2
TVTRQTBA	114		2
TVTRQTB0	118		2
TVTRQTB0	11C		2
TVTRRED0	EC		2
TVTRSDAP	270	0	2
TVTRSD01	D0		2

TVTRSD02	D4		2
TVTRSD05	15C		2
TVTRSD06	168		2
TVTRSD10	180		2
TVTRSD11	188		2
TVTRSD12	18C		2
TVTRSD13	190		2
TVTRSD14	194		2
TVTRSD15	198		2
TVTRSD17	228		2
TVTRSD18	22C		2
TVTRSD19	2E4		2
TVTRSD20	30C		2
TVTRSD21	310		2
TVTRSD22	314		2
TVTRSD23	318		2
TVTRSD24	31C		2
TVTRSD25	6B4	4040	2
TVTRSD26	41F	0	2
TVTRSD29	6E8		2
TVTRSD30	6EC		2
TVTRSD31	6F0		2
TVTRSD32	6F4		2
TVTRSD33	350	0	2
TVTRSD34	358		2
TVTRSD36	39A	0	2
TVTRSD37	39C	0	2
TVTRSD38	39E	0	2
TVTRSD39	3A0	0	2
TVTRSD40	3A2	0	2
TVTRSD41	3A4	0	2
TVTRSD44	3B3	0	2
TVTRSD47	3C2	0	2
TVTRSD51	140		2
TVTRSD53	3C3	0	2
TVTRSD54	3C4	0	2
TVTRSD55	440	0	2
TVTRSD56	380	0	2
TVTRSD57	384	0	2
TVTRSD58	388	0	2
TVTRSD59	38C	0	2
TVTRSD60	390	0	2
TVTRSDJCT	6B6	0	2
TVTRSS05	19C		2
TVTRSS06	1A0		2
TVTRSS07	1A4		2
TVTRSS08	1A8		2
TVTRSS09	1AC		2
TVTRSS10	1B0		2
TVTRSS11	1B4		2
TVTRSS12	1B8		2
TVTRSS13	1BC		2
TVTRSS14	1C0		2
TVTRSS15	1C4		2
TVTRSS16	230		2
TVTRSS17	234		2
TVTRSS18	238		2
TVTRSS19	28C		2
TVTRSS20	290		2
TVTRSS21	294		2
TVTRSS23	320		2
TVTRSS24	324		2
TVTRSS25	328		2
TVTRSS26	32C		2
TVTRSS27	330		2
TVTRSS28	334		2
TVTRSS29	338		2

TVTRSS30	6F8		2
TVTRSS31	6FC		2
TVTRSS32	700		2
TVTRSS33	704		2
TVTRSS34	708		2
TVTRSS35	70C		2
TVTRSS40	3A6	0	2
TVTRSS41	3A8	0	2
TVTRSS42	3AA	0	2
TVTRSS43	3AC	0	2
TVTRSS44	3AE	0	2
TVTRSS45	3B0	0	2
TVTRSS48	3C5	0	2
TVTRSS49	3C6	0	2
TVTRSS50	3C7	0	2
TVTRSS51	3C8	0	2
TVTRSS52	3C9	0	2
TVTRSS53	3CA	0	2
TVTRSS54	3CB	0	2
TVTRSS55	3CC	0	2
TVTRSS56	45D	0	2
TVTRSS57	45E	0	2
TVTRSS58	45F	0	2
TVTRSS59	460		2
TVTRSS60	4E1	0	2
TVTRSS61	4E2	0	2
TVTRSS62	4E3	0	2
TVTRSTBL	2F4		2
TVTRSTFL	3B6	0	2
TVTRSTPU	210		2
TVTRSTR1	3B6	4	2
TVTRSTR2	3B6	2	2
TVTRSTR3	3B6	1	2
TVTRSU01	710		2
TVTRSU02	714		2
TVTRSU03	718		2
TVTRSU04	71C		2
TVTRSU05	370		2
TVTRSU06	374		2
TVTRSU07	378		2
TVTRSU08	37C		2
TVTRSV01	260		2
TVTRSV02	264		2
TVTRSV03	268		2
TVTRSV04	26C		2
TVTRSV05	27E	0	2
TVTRSV06	280		2
TVTRSV07	284		2
TVTRSV08	288		2
TVTRWRT0	F0		2
TVTSAVSD	3BE	8	2
TVTSBJNM	73C		2
TVTSBJN0	73C		2
TVTSBTCH	73A	3	2
TVTSCAN	2FC		2
TVTSCDTA	104		2
TVTSCNDD	73C		2
TVTSCPD	1F8		2
TVTSDDRS	73C	0	2
TVTSDVBL	174	174	2
TVTSETC	3B7	20	2
TVTSETD	3B7	40	2
TVTSETI	3B7	80	2
TVTSETS	3B7	10	2
TVTSFCT	73A	6	2
TVTSHRSP	4E5	4E5	2
TVTSHUTA	6CE	8	2

TVTSJCLS	73C		2
TVTSJES	73A	2	2
TVTSJMC	73A	7	2
TVTSLACB	174		2
TVTSLDRT	6D0		2
TVTSLEXL	178		2
TVTSLGJS	6D0	40	2
TVTSLGP	6D0	10	2
TVTSLGPR	6D0	80	2
TVTSLGW0	6D0	20	2
TVTSL0G	73A	5	2
TVTSL0GC	6D5	C1	2
TVTSL0GL	6D8	1	2
TVTSL0GP	6DC	0	2
TVTSLRPL	17C		2
TVTSMCS	73A	4	2
TVTSMCSA	73D	73D	2
TVTSMCSI	73C		2
TVTSMIAV	6CE	40	2
TVTSSNACT	3B9	80	2
TVTSSNASR	3B9	8	2
TVTSSNAST	3B9	1	2
TVTSSNBP	218		2
TVTSSNCLS	F8		2
TVTSSNCPS	3B9	40	2
TVTSSNDER	550	0	2
TVTSSNDFA	550	4	2
TVTSSNDNM	550	4	2
TVTSSNECF	3B9	0	2
TVTSSNGET	FC		2
TVTSSNIDL	3B9	10	2
TVTSSNIMP	3B9	2	2
TVTSSNLTP	21C		2
TVTSSNOPN	F4		2
TVTSSNPUT	100		2
TVTSSNRD	108		2
TVTSSNSEL	430		2
TVTSSNSET	428		2
TVTSSNSTN	42C		2
TVTSSNWAT	3B9	4	2
TVTSSNWRK	3B9	20	2
TVTSSNWRT	10C		2
TVTSSPDCB	300		2
TVTSSPNDS	3B7	10	2
TVTSSRDEV	73A	8	2
TVTSSSCVT	304		2
TVTSSP	4E4		2
TVTSSPB	4E5	4E5	2
TVTSSPE	504	504	2
TVTSSP0A	4EF		2
TVTSSP0B	4F0		2
TVTSSP0C	4F1		2
TVTSSP0D	4F2		2
TVTSSP0E	4F3		2
TVTSSP0F	4F4		2
TVTSSP00	4E5		2
TVTSSP01	4E6		2
TVTSSP02	4E7		2
TVTSSP03	4E8		2
TVTSSP04	4E9		2
TVTSSP05	4EA		2
TVTSSP06	4EB		2
TVTSSP07	4EC		2
TVTSSP08	4ED		2
TVTSSP09	4EE		2
TVTSSP1A	500		2
TVTSSP1B	501		2

TVTSSP1C	502		2
TVTSSP1D	503		2
TVTSSP10	4F5		2
TVTSSP11	4F6		2
TVTSSP12	4F7		2
TVTSSP13	4F8		2
TVTSSP14	4F9		2
TVTSSP15	4FA		2
TVTSSP17	4FD		2
TVTSSP18	4FE		2
TVTSSP19	4FF		2
TVTSSP27	4FB		2
TVTSSP28	4FC		2
TVTSSRSV	504	0	2
TVTSTATE	3B7	0	2
TVTSTCLD	3B8	1	2
TVTSTCOM	4BC	0	2
TVTSTEND	4DA		2
TVTSTFLG	3B8	0	2
TVTSTFR3	3B8	8	2
TVTSTFR4	3B8	4	2
TVTSTGLS	2E8		2
TVTSTID1	4BD	9899	2
TVTSTID2	4C1	A8A9	2
TVTSTID3	4C5	B8B9	2
TVTSTID4	4C9	C8C9	2
TVTSTID5	4CD	D8D9	2
TVTSTID6	4D1	E8E9	2
TVTSTID7	4D5	F8F9	2
TVTSTOPN	3B8	20	2
TVTSTORS	3B8	10	2
TVTSTRID	4BC		2
TVTSTRSM	3B8	40	2
TVTSTSO	73A	1	2
TVTSTSPN	3B8	80	2
TVTSTVON	3B8	2	2
TVTSUMTF	3BA	80	2
TVTSUPC	154		2
TVTSUSER	73A	80	2
TVTSUSID	73C		2
TVTSVCPB	1FC		2
TVTSXALL	72A	72A	2
TVTSXBSI	72A	0	2
TVTSXBSN	732	0	2
TVTSXDDN	73C		2
TVTSXEND	75C	75C	2
TVTSXFL1	73B	0	2
TVTSXHDR	720	E7D6	2
TVTSXLEN	728	3C	2
TVTSXMCL	73B	80	2
TVTSX0ID	720	720	2
TVTSXRD2	744	0	2
TVTSXRD3	748	0	2
TVTSXREL	724	F1F0	2
TVTSXRS1	74C	0	2
TVTSXRS2	750	0	2
TVTSXRU1	754	0	2
TVTSXRU2	758	0	2
TVTSXTYP	73A	0	2
TVTSX1R1	73B	40	2
TVTSX1R2	73B	20	2
TVTSX1R3	73B	10	2
TVTSX1R4	73B	8	2
TVTSX1R5	73B	4	2

TVTSX1R6	73B	2	2
TVTSX1R7	73B	1	2
TVTSYSID	6B8	4040	2
TVTSYSLG	6D0	0	2
TVTSYSN	6E0	4040	2
TVTSYSR2	6D0	8	2
TVTSYSR3	6D0	4	2
TVTSYSR4	6D0	2	2
TVTSYSR5	6D0	1	2
TVTSZBUF	354		2
TVTSZBUX	354	0	2
TVTTQCSD	3BC	80	2
TVTTQECF	3BA	0	2
TVTTQECF	200		2
TVTTQER4	3BA	1	2
TVTTQESD	3BE	4	2
TVTTQICP	204		2
TVTTQIFG	3BC	0	2
TVTTQINO	3BB	FF	2
TVTTQIOF	3BB	0	2
TVTTQISD	3BD	20	2
TVTTQITD	6C8		2
TVTTQPST	3BA	FE	2
TVTTQRS1	3BC	20	2
TVTTQRS2	3BC	10	2
TVTTQRS3	3BC	8	2
TVTTQRS4	3BC	4	2
TVTTQRS5	3BC	2	2
TVTTQRS6	3BC	1	2
TVTTQXSD	3BC	40	2
TVTTRTAB	2F8		2
TVTTUAM	158		2
TVTVATR	C8		2
TVTVERS	4	F2F0	2
TVTMSYS	35D	FF	2
VTWARMS	3B6	40	2
TVTWFCT	308		2
TVTWSIOE	6CD	80	2
TVTWTOLA	51		2
TVTXACC	16C		2
TVTXBPL	30		2
TVTXCKPT	A0		2
TVTXCOMP	128		2
TVTXCPD	34		2
TVTXDCMP	12C		2
TVTXDECF	25C	0	2
TVTXDIFC	25C	40	2
TVTXDPL	40		2
TVTXDQCT	244		2
TVTXDQHI	248		2
TVTXDQL0	24A		2
TVTXDQR1	25C	20	2
TVTXDQR2	25C	10	2
TVTXDQR3	25C	8	2
TVTXDQR4	25C	4	2
TVTXDQR5	25C	2	2
TVTXDQR6	25C	1	2
TVTXDQUE	240		2
TVTXDXQD	25C	80	2
TVTXFER	220		2
TVTXGCL	38		2
TVTXJCT	120		2
TVTXJQE	124		2
TVTXLOG	170		2
TVTXMQ	250		2
TVTXMQCT	254		2
TVTXMQHI	258		2

TVTXMQL0	25A		2
TVTXMQUE	250		2
TVTXNSDE	3BA	4	2
TVTXOIDF	160		2
TVTXRCL3	C		2
TVTXTIME	164		2
TVTXTRC	C4		2
TVTZERO	438	0	2
WTD	550	5	2

Chapter 14. Trace Work Area — TWA

The TWA is an input control block for the BDTGRTX trace facility module. At the time of entry to BDTGRTX, register 11 points to the TWA data area.

There is one TWA for each resident BDT function and for each scheduled job.

Function: The contents of the TWA are used to create a trace entry in the BDT trace table.

Macro ID: BDTDTWA

DSECT name: TWASTART

Created by: BDTGRFC

Size: Hex CC bytes

Pointed to by: GSDTWA

Location: The FCT subpool

OFFSETS TYPE LENGTH NAME DESCRIPTION

TRACE WORK AREA

Offset	Hex	Type	Length	Name	Description
0	(0)	CHARACTER	4	TWACBID	CONTROL BLOCK ID
4	(4)	CHARACTER	4	TWAREL	VERSION RELEASE ID
8	(8)	ADDRESS	2	TWALEN	CONTROL BLOCK SIZE
10	(A)	BITSTRING	1	TWAWORK	GENERIC FOR TWA WORK AREA
10	(A)	CHARACTER	4	TWANAME	CHARS 4 7 OF MODULE NAME
14	(E)	BITSTRING	1	TWARES	RESERVED FOR DEV
15	(F)	CHARACTER	1	TWAID	ID FOR THIS TRACE ENTRY
16	(10)	ADDRESS	2	TWAOFF	OFFSET IN MOD FOR BDTXTRC
20	(14)	FIXED	4	TWATW	GENERIC FOR ALL TWATW WORDS
20	(14)	ADDRESS	4	TWATW1	TRC ENT BDTXTRC ENTRY WORD 1
24	(18)	ADDRESS	4	TWATW2	TRC ENT BDTXTRC ENTRY WORD 2
28	(1C)	ADDRESS	4	TWATW3	TRC ENT BDTXTRC ENTRY WORD 3
32	(20)	ADDRESS	4	TWATW4	TRC ENT BDTXTRC ENTRY WORD 4
36	(24)	ADDRESS	4	TWATW5	TRC ENT BDTXTRC ENTRY WORD 5
40	(28)	ADDRESS	4	TWATW6	TRC ENT BDTXTRC ENTRY WORD 6
44	(2C)	BITSTRING	1	TWATWEND	GENERIC FOR ALL TWATW WORDS
44	(2C)	BITSTRING	1	TWAREGS	TRC ENT REG SAVE AREA
44	(2C)	ADDRESS	4	TWAR00	TRC ENT REG 00
48	(30)	ADDRESS	4	TWAR01	TRC ENT REG 01
52	(34)	ADDRESS	4	TWAR02	TRC ENT REG 02
56	(38)	ADDRESS	4	TWAR03	TRC ENT REG 03
60	(3C)	ADDRESS	4	TWAR04	TRC ENT REG 04
64	(40)	ADDRESS	4	TWAR05	TRC ENT REG 05
68	(44)	ADDRESS	4	TWAR06	TRC ENT REG 06
72	(48)	ADDRESS	4	TWAR07	TRC ENT REG 07
76	(4C)	ADDRESS	4	TWAR08	TRC ENT REG 08
80	(50)	ADDRESS	4	TWAR09	TRC ENT REG 09
84	(54)	ADDRESS	4	TWAR10	TRC ENT REG 10
88	(58)	ADDRESS	4	TWAR11	TRC ENT REG 11
92	(5C)	ADDRESS	4	TWAR12	TRC ENT REG 12
96	(60)	ADDRESS	4	TWAR13	TRC ENT REG 13
100	(64)	ADDRESS	4	TWAR14	TRC ENT REG 14
104	(68)	ADDRESS	4	TWAR15	TRC ENT REG 15
108	(6C)	ADDRESS	4	TWASAVE	BDTXTRC REG SAVE AREA
176	(B0)		8	TWASTCL	TRC ENT TIME FIELD
184	(B8)	ADDRESS	4	TWARETC	RC FROM LAST GRTX CALL
188	(BC)	ADDRESS	4	TWARES1	RES FOR DESIGN
192	(C0)	ADDRESS	4	TWARES2	RES FOR DESIGN

196	(C4)	ADDRESS	4	TWARES3	RES FOR SERVICE
200	(C8)	ADDRESS	4	TWARES4	RES FOR SERVICE
204	(CC)	BITSTRING	1	TWAEND	END of TWA
		11.. 11..		TWASIZE	LENGTH OF TWA
		11.. ..1.		TWAWORKL	LENGTH OF TWA WORK AREA
		...1 1...		TWATWL	LTH FOR GENERIC TWATW WORDS

Chapter 15. Transaction Origin Data Area — XOID

The XOID defines the origin of the transaction.

Function: The XOID defines the origin of the transaction.
Macro ID: BDTGXOID
DSECT name: XHDR
Size: Hex 3C bytes
Location: Subpool 251

OFFSETS		TYPE	LENGTH	NAME	DESCRIPTION
0	(0)	CHARACTER	4	XHDR	CONTROL BLOCK ACRONYM
4	(4)	CHARACTER	4	XREL	VERSION ID
8	(8)	ADDRESS	2	XLEN	XOID LENGTH
10	(A)	BITSTRING	8	XBSI	XACTION ORIGIN BDT SYS ID
18	(12)	BITSTRING	8	XBSN	XACTION ORIGIN BDT SYS NAME

TRANSACTION ORIGIN TYPE

26	(1A)	BITSTRING	1	XTPY	XACTION ORIGIN TYPE
	1	TSO	"1" TSO USER
	1.	JES	"2" JES CONSOLE
	11	BTCH	"3" BATCH JOB
	1..	MCS	"4" MCS CONSOLE
	1.1	LOG	"5" JOB MESSAGE LOG
	11.	FCT	"6" BDT FCT
	111	JMC	"7" JES MESSAGE CLASS
		1...	RDEV	"8" BEGIN DEVELOPMENT
		1...	USER	"128" BEGIN USER DEFINED XOIDXTYP

FLAG 1 DEFINITION

27	(1B)	BITSTRING	1	XFL1	XOID FLAG 1
		1...	XMCL	"BIT0" SUPPRESSION OF MESSAGE CLASS
		.1..	X1R1	"BIT1" RESERVED
		..1.	X1R2	"BIT2" RESERVED
		...1	X1R3	"BIT3" RESERVED
		1...	X1R4	"BIT4" RESERVED
	1..	X1R5	"BIT5" RESERVED
	1.	X1R6	"BIT6" RESERVED
	1	X1R7	"BIT7" RESERVED

MISCELLANEOUS INFORMATION

28	(1C)	CHARACTER	8	XDDN	TRANSACTION ORIGIN DDNAME
28	(1C)	CHARACTER	8	USID	TSO USERID
28	(1C)	CHARACTER	8	CNDD	JES CONSOLE DDNAME
28	(1C)	CHARACTER	8	JCLS	JES MESSAGE CLASS
28	(1C)	CHARACTER	8	BJNM	BATCH JOB NAME
28	(1C)	ADDRESS	1	MCSI	MCS CONSOLE ID
28	(1C)	BITSTRING	2	BJNO	BDT JOB NUMBER
28	(1C)	BITSTRING	8	DDRS	DDNAME

RESERVED FIELDS

36	(24)	BITSTRING	4	XRD2	RESERVED
40	(28)	BITSTRING	4	XRD3	RESERVED
44	(2C)	BITSTRING	4	XRS1	RESERVED
48	(30)	BITSTRING	4	XRS2	RESERVED
52	(34)	BITSTRING	4	XRU1	RESERVED
56	(38)	BITSTRING	4	XRU2	RESERVED
	...	1	11.1	MCSA	MCS CONSOLE UX28 AUTH
	..	11	11..	XEND	END OF XOID
		XOID	XOID EQUATE
	1.1.		XALL	BSI EQUATE

Appendix. Notices

This information was developed for products and services offered in the U.S.A.

IBM may not offer the products, services, or features discussed in this document in other countries. Consult your local IBM representative for information on the products and services currently available in your area. Any reference to an IBM product, program, or service is not intended to state or imply that only that IBM product, program, or service may be used. Any functionally equivalent product, program, or service that does not infringe any IBM intellectual property right may be used instead. However, it is the user's responsibility to evaluate and verify the operation of any non-IBM product, program, or service.

IBM may have patents or pending patent applications covering subject matter described in this document. The furnishing of this document does not give you any license to these patents. You can send license inquiries, in writing, to:

IBM Director of Licensing
IBM Corporation
North Castle Drive
Armonk, NY 10504-1785
USA

For license inquiries regarding double-byte (DBCS) information, contact the IBM Intellectual Property Department in your country or send inquiries, in writing, to:

IBM World Trade Asia Corporation
Licensing
2-31 Roppongi 3-chome, Minato-ku
Tokyo 106, Japan

The following paragraph does not apply to the United Kingdom or any other country where such provisions are inconsistent with local law:

INTERNATIONAL BUSINESS MACHINES CORPORATION PROVIDES THIS PUBLICATION "AS IS" WITHOUT WARRANTY OF ANY KIND, EITHER EXPRESS OR IMPLIED, INCLUDING, BUT NOT LIMITED TO, THE IMPLIED WARRANTIES OF NON-INFRINGEMENT, MERCHANTABILITY OR FITNESS FOR A PARTICULAR PURPOSE. Some states do not allow disclaimer of express or implied warranties in certain transactions, therefore, this statement may not apply to you.

This information could include technical inaccuracies or typographical errors. Changes are periodically made to the information herein; these changes will be incorporated in new editions of the publication. IBM may make improvements and/or changes in the product(s) and/or the program(s) described in this publication at any time without notice.

Any references in this information to non-IBM Web sites are provided for convenience only and do not in any manner serve as an endorsement of those Web sites. The materials at those Web sites are not part of the materials for this IBM product and use of those Web sites is at your own risk.

IBM may use or distribute any of the information you supply in any way it believes appropriate without incurring any obligation to you.

Licensees of this program who wish to have information about it for the purpose of enabling: (i) the exchange of information between independently created programs and other programs (including this one) and (ii) the mutual use of the information which has been exchanged, should contact:

IBM Corporation
Mail Station P300
2455 South Road
Poughkeepsie, NY 12601-5400
USA

Such information may be available, subject to appropriate terms and conditions, including in some cases, payment of a fee.

The licensed program described in this information and all licensed material available for it are provided by IBM under terms of the IBM Customer Agreement, IBM International Program License Agreement, or any equivalent agreement between us.

If you are viewing this information softcopy, the photographs and color illustrations may not appear.

Trademarks

The following terms are trademarks of the IBM Corporation in the United States or other countries or both:

- ACF/VTAM
- AnyNet
- BookManager
- CICS
- DFSMSdfp
- DFSMSdss
- DFSMSHsm
- DFSMSrmm
- DFSMS/MVS
- DFSORT
- ESCON
- FFST/MVS
- GDDM
- Hardware Configuration Definition
- IBMLink
- IBM
- IMS
- Language Environment
- MVS
- MVS/ESA
- OpenEdition
- OS/2
- OS/390
- RACF
- Resource Link
- RMF
- SOMobjects
- SystemView
- VisualLift
- VTAM
- z/OS

Programming Interface Information

This book is intended to help the customer to do diagnosis of BDT. This book documents information that is Diagnosis, Modification or Tuning Information provided by BDT.

Attention: Do not use this Diagnosis, Modification or Tuning Information as a programming interface.

Glossary

This glossary defines important terms and abbreviations used in this book. If you do not find the term you are looking for, refer to the index or to the *IBM Dictionary of Computing* New York: McGraw-Hill, 1994.

ACF/VTAM. Advanced Communication Function for the Virtual Telecommunications Access Method.

Advanced Communication Function for the Virtual Telecommunications Access Method (ACF/VTAM). A licensed program that provides single-domain network capability, and optionally, multiple-domain capability.

ASR. Automatic session restart.

automatic session restart (ASR). A function defined at initialization that causes an interrupted session to attempt to restart automatically.

checkpoint data set. See TQI checkpoint data set.

DAP. Dynamic application program.

dependent transaction control (DTC). A method of controlling the scheduling of file-to-file transactions by organizing the transactions into a network in which some transactions wait for the completion of other transactions before being scheduled.

DTC. Dependent transaction control.

dynamic application program (DAP). A part of BDT that performs a particular function; especially the transfer of data.

fencing. In BDT, a method by which an installation can restrict the direction in which a set of VLUs can transmit file-to-file data.

generic master job definition (GMJD) library. In BDT, a data set that contains predefined transaction definitions.

GMJD library. generic master job definition library.

global node. In BDT, the node that schedules and manages all file-to-file transactions involving itself and a local node and responds to commands issued against those transactions.

local node. In BDT, the node that receives file-to-file transactions and commands submitted by users and sends them to the global node for processing.

network. In BDT, two or more BDT nodes that are joined by SNA sessions.

network job entry (NJE). The transmission of jobs, in-stream data sets, operator commands and messages,

system output data sets, and job accounting information from one computer complex to another across a telecommunication link.

NJE. Network job entry.

node. In BDT, the point in a BDT address space that is linked to another BDT address space for either file-to-file communication or SNA NJE communication.

poly-BDT complex. A JES complex that has more than one BDT address space.

Remote Spooling Communication Subsystem (RSCS). A licensed program that transfers spool files between VM/SP users, remote stations, and remote and local batch systems via telecommunication facilities.

RSCS. Remote Spooling Communication Subsystem.

scheduler element (SE). Information that follows each JCT entry, including such things as sending and receiving DAP names, sending and receiving locations, and the number of VLUs allocated for the transfer.

SE. Scheduler element.

session. In SNA, a logical connection between two network addressable units. The connection can be activated, deactivated, or tailored to provide different protocols.

SMF. System Management Facilities.

SNA. Systems Network Architecture.

SNA manager. The BDT internode communication processor. It is initiated by a BDT operator command and subsequently invoked by the DAPs to send and receive data.

System Management Facilities (SMF). An optional control program feature that provides the means for gathering and recording information that can be used to evaluate system usage.

Systems Network Architecture (SNA). The description of the logical structure, formats, protocols, and operational sequences for transmitting information units through and controlling the configuration and operation of networks.

TQI. Transaction queuing integrity.

TQI checkpoint data set. In BDT, a data set on which the transaction queuing integrity (TQI) facility records user-submitted commands and file-to-file transactions before sending them to the BDT address space. Should a command or transaction fail to reach the BDT address

space, BDT automatically recovers it from the TQI checkpoint data set and attempts the transfer again.

transaction. In BDT, (1) a request to copy a data set, transmit a SNA NJE job, or transmit SNA NJE output (SYSOUT), and (2) the work that BDT does to process the request. Requests to copy data sets are submitted to BDT by users. Requests to transmit SNA NJE jobs and output are submitted to BDT by JES3.

transaction queuing integrity (TQI). In BDT, a program that records commands and file-to-file transactions on a data set at the submitting node, thus allowing the transfers to be resubmitted automatically should they not reach the BDT work queue. TQI also allows users to receive messages.

virtual logical unit (VLU). In BDT, data and program logic that represents one user of a SNA session. The virtual logical unit enables more than one user to concurrently use a session.

VLU. Virtual logical unit.

work queue. In BDT, a queue whose elements represent work that BDT must do on behalf of a transaction.

Index

A

abend code 2, 40
abending program, name of 40
ACB 57
access control block (ACB) 57
accounting driver 49, 52, 115
ACF/VTAM 1
 RECEIVE RPL entries in formatted dump 33
 RPL fields in formatted dump 33
 SEND RPL entries in formatted dump 33
active jobs, information about 28
assembly module at abend 40

B

BDT address space, activity in 39
BDT DUMP command 1
BDT formatted dump 1
 changing option for 1
 contents of 1
 contents of BDTNUC in 38
 CPB fields in 34
 CPD fields in 34
 FCT fields in 24
 heading of 2
 how to request a copy 1
 JQE fields in 28
 LCB fields in 32
 LCT fields in 30
 LCTLU fields in 32
 map of BDTNUC in 3
 RLT fields in 29
 RPL fields in 32
 SNA control blocks in 34
 title page of 2
BDT nucleus (BDTNUC) 1
 BDTGRVT CSECT in 149
 contents of 47, 50
 contents of, in formatted dump 38
 map of, in formatted dump 3
 resident functions in 3
BDT trace table 42
 description of 42
 example of 43
 how to 42
 locate 44
 use 42
BDTDATR data area 42
 description of 44
 format of 44
BDTGRCPD CSECT 1
 CPD mapped by 57
 location of 57
BDTGRCT module 47
 use of GSD 67
BDTGRFC module 47
 GSD entries created by 67
BDTGRJS module 47

BDTGRJS module 47 (*continued*)
 GSD entries created by 67
BDTGRJX module 55, 91, 99
BDTGRPT CSECT 47
 GSD entries in 67
BDTGRSV module 42
 and trace table entries 42
BDTGRTX module 42
BDTGRVT CSECT 1
 and the TVT 5, 149
BDTGRXD module 47
 JCT entries created by 91
 JQE entries created by 99
BDTINR2 initialization module 107
 LCTs created by 107
 RLT entries created by 127
BDTINTK initialization module 42
 TVT loaded by 149
BDTLP 47
 BSID created by 59
 MJD entries created by 115
BDTNODE initialization statement 29
BDTSNA 107
 use of LCTs 107
BDTXTRC macro 42
 and BDTGRSV 42
 and entries in the trace table 42
BSID (BDT subsystem interface data area) 47
 and BDTGRXD 91
 and MJD 115
 description of 59
 location of 59
BSIW 59

C

checkpoint interval 30
CLSDST RPL 1
 entries in formatted dump 33
common service area (CSA) 40
completion code 2, 40
configuration control block for TQI 40
console message area 131
 in SEQ 131
constants, addresses of 5
control blocks 47
 descriptions of 57
 locations of 47
 after initialization 47
 after job is purged 49, 52
 after job is scheduled 48, 51
 pointers to, in TVT 5
 relationships among 53
CPB (cell pool control block) 1
 addresses in TVT 11
 description of 57
 fields in the formatted dump 34
 location of 47

CPB (cell pool control block) 1 (*continued*)
names of entries 53
CPD (cell pool directory) 1
address of, in TVT 13
description of 57
fields in the formatted dump 34
location of 47
relationship to CPBs 53

D

DAP (dynamic application program) 24
DAP dictionary 57
data areas 47
descriptions of 57
in BDT nucleus 3
locations of 47
after initialization 47
after job is purged 49, 52
after job is scheduled 48, 51
relationships among 53
data compression list (DCL) 58
data description block (DDB) 58
data support work area (DSWA) 58
DCL 58
DDB 58
DSWA 58
DUMP command 1
dynamic allocation text units 107
formatted in the MJD 115
location of 115

E

exit list 58
EXLST 58

F

F,DUMP command 1
failing instruction, address of 3
failing module, name of 2
FCT (function control table) 1
cell pool 47
FCT entries built in 48, 50, 51
GETUNIT list entries built in 48, 50, 51
GSD entries built in 48, 50, 51, 67
RESQUEUE entries built in 48, 50
TWA entries built in 48, 51
description of 58
entry active at time of abend 3
fields in the formatted dump 24
location of resident entries 47
register save area in formatted dump 26
relationship to dispatching control blocks 55
formatted dump 1
contents of 1
contents of BDTNUC in 38
CPB fields in 34
CPD fields in 34
FCT fields in 24

formatted dump 1 (*continued*)
heading of 2
how to request a copy 1
JQE fields in 28
LCB fields in 32
LCT fields in 30
LCTLU fields in 32
map of BDTNUC in 3
RLT fields in 29
RPL fields in 32
SNA control blocks in 34
title page of 2

G

GETUNIT list 1, 47
address of, in FCT 27
description of 58
fields in the formatted dump 27
for IFC 27, 47
for JSS 27, 47
location of 47
location of nonresident entries 48, 51
relationship to dispatching control blocks 55
glossary 193
GSD (generalized subtask directory) 47
address of, in FCT 27
description of 67
location of nonresident entries 67
location of resident entries 47, 67
relationship to dispatching control blocks 55

I

IFC (interfunction communication manager) 1
CPBs 11
GETUNIT list entry for 27
initialization parameters 5
INT (initialization data CSECT) 73
location of 73

J

JCT (job control table) 1
access method of 55, 91
access routine 10
description of 91
format of scheduler element 91
location in BDT address space 91
location on work queue 48
relationship to JQE 99
relationship to scheduling control blocks 55
JCTB cell pool 1
JCT built in 91
JML (job message log) 47
description of 58
location of 48
relationship to scheduling control blocks 55
job dispatching control blocks 55
job scheduling control blocks 55
jobs, information about 28

JQE (job queue element) 1
access method of 55, 99
and JQX 48, 50
description of 99
fields in the formatted dump 28
location of 47
JQX (job queue access table) 47
description of 103
JQE entries created in 99
location of 47
relationship to scheduling control blocks 55

L

LCB (logical unit control block) 1
description of 58
fields in the formatted dump 32
location of 47
relationship to LCT 107
relationship to session-related control blocks 54
LCT (logical unit control table) 1
address, in RLT 30
address in TVT 11
fields in the formatted dump 30
LCTLU (LCT for logical units) 1
description of 107
fields in the formatted dump 33
location of 47, 48, 50
relationship to LCT 107
relationship to session-related control blocks 54
load module at abend 40
local system queue area (LSQA) 40

M

MJD (master job definition) 1
description of 115
location of 48, 115
relationship to scheduling control blocks 55
used by BDTGRXD 91
MODIFY,DUMP command 1
modules
addresses of 3
names of 3
MVS SNAP dump, in formatted dump 1
MVS SVC dump 39
contents of 40
description of 39
how to 39
access 39
format and print 39
request a copy 39
transmit to another node 40
purpose of 39
title page of 40
trace table in 42

N

nodes, information about 29, 30
nonresident functions 1

nonresident functions 1 (*continued*)
definition of 24
in formatted dump 27
locations of during processing 48, 51

O

OPNDST RPL 1
entries in formatted dump 33
OPNSEC RPL 1
entries in formatted dump 33

P

prefixed storage areas (PSAs) 40
private user area 40
program call table
for BDT address space 40
for TQI address space 40

R

RECEIVE RPL 1
entries in formatted dump 33
recovery routine, module containing 40
resident functions 1
definition of 3
FCT fields in the formatted dump 24
in formatted dump 24
RESQUEUE 1, 58
address of, in FCT 26
description of 58
location of 48, 51
relationship to dispatching control blocks 55
RLT (resident logical units table) 1
fields in the formatted dump 29
for BDT nodes 54
for SNA sessions 54
relationship to session-related control blocks 54
routines, addresses of 5
RPL (request parameter list) 33
fields in formatted dump 33
request types 33
return code fields in formatted dump 33

S

scheduler element (SE) 47
and JCT 91
contents of 91
SDWA (system defined work area) 41
in the SVC dump 41
SEND RPL 1
entries in formatted dump 33
SEQ (sequential transfer data area) 131
location of 131
service routines 3
session-related control blocks, diagram of 54
sessions, information about 29, 30
SICA (Scheduler interface control area) 146

SMF 58
 SNA manager 1
 control blocks in formatted dump 34
 definition of 193
 LCTLUs created by 107
 SNAP dump in formatted dump 1
 SNBP (SNA buffer pool control block) 147
 SSIB 59
 SSOB 59
 storage management control blocks, diagram of 53
 subsystem interface identification block (SSIB) 59
 subsystem interface options block (SSOB) 59
 subsystem interface work area (BSIW) 59
 subsystem vector table (SSVT) 40
 SVC dump 39
 contents of 40
 description of 39
 how to 39
 access 39
 format and print 39
 request a copy 39
 transmit to another node 40
 purpose of 39
 title page of 40
 trace table in 42
 SYS1.DUMP data set 39
 system defined work area (SDWA) 41
 in the SVC dump 41
 system management facilities (SMF) 58
 system queue area (SQA) 40

T

TCB (task control block) 47
 address, in FCT 25
 location of 47, 48
 pointer to 67
 relationship to dispatching control blocks 55
 trace table 42
 description of 42
 example of 43
 how to 42
 locate 44
 use 42
 TVT (transfer vector table) 1
 description of 149
 fields in the formatted dump 5
 location of 5, 47, 149
 pointers to CPBs 53
 pointers to job-scheduling and dispatching control blocks 55
 pointers to session-related control blocks 54
 TWA (trace work area) 47
 description of 185
 location of 185

V

VLU (virtual logical unit) 1
 definition of 194
 description of 31

VLU (virtual logical unit) 1 *(continued)*
 information about
 in LCTLU 33
 in RLT 29
 represented by LCTLU 107

W

WANTDUMP parameter 1
 work queue 1
 after job is purged 49, 52
 definition of 194
 during job processing 48, 50
 JCT entries located on 91
 MJD entries located on 115

X

XOID (transaction origin data area) 187
 description of 187
 location of 187

Readers' Comments — We'd Like to Hear from You

**z/OS
Bulk Data Transfer
Diagnosis Reference**

Publication No. GA22-7514-00

Overall, how satisfied are you with the information in this book?

	Very Satisfied	Satisfied	Neutral	Dissatisfied	Very Dissatisfied
Overall satisfaction	<input type="checkbox"/>	<input type="checkbox"/>	<input type="checkbox"/>	<input type="checkbox"/>	<input type="checkbox"/>

How satisfied are you that the information in this book is:

	Very Satisfied	Satisfied	Neutral	Dissatisfied	Very Dissatisfied
Accurate	<input type="checkbox"/>	<input type="checkbox"/>	<input type="checkbox"/>	<input type="checkbox"/>	<input type="checkbox"/>
Complete	<input type="checkbox"/>	<input type="checkbox"/>	<input type="checkbox"/>	<input type="checkbox"/>	<input type="checkbox"/>
Easy to find	<input type="checkbox"/>	<input type="checkbox"/>	<input type="checkbox"/>	<input type="checkbox"/>	<input type="checkbox"/>
Easy to understand	<input type="checkbox"/>	<input type="checkbox"/>	<input type="checkbox"/>	<input type="checkbox"/>	<input type="checkbox"/>
Well organized	<input type="checkbox"/>	<input type="checkbox"/>	<input type="checkbox"/>	<input type="checkbox"/>	<input type="checkbox"/>
Applicable to your tasks	<input type="checkbox"/>	<input type="checkbox"/>	<input type="checkbox"/>	<input type="checkbox"/>	<input type="checkbox"/>

Please tell us how we can improve this book:

Thank you for your responses. May we contact you? Yes No

When you send comments to IBM, you grant IBM a nonexclusive right to use or distribute your comments in any way it believes appropriate without incurring any obligation to you.

Name

Address

Company or Organization

Phone No.



Fold and Tape

Please do not staple

Fold and Tape



NO POSTAGE
NECESSARY
IF MAILED IN THE
UNITED STATES

BUSINESS REPLY MAIL

FIRST-CLASS MAIL PERMIT NO. 40 ARMONK, NEW YORK

POSTAGE WILL BE PAID BY ADDRESSEE

IBM Corporation
Department 55JA, Mail Station P384
2455 South Road
Poughkeepsie, NY
12601-5400



Fold and Tape

Please do not staple

Fold and Tape



Printed in the United States of America
on recycled paper containing 10%
recovered post-consumer fiber.

GA22-7514-00

